


REAR CAMERA KIT

Have your back covered and enhance operator comfort with the rear-view camera system for Bobcat Loaders and Compact Excavators






REAR CAMERA KIT



Have your back covered and enhance operator comfort with the rear-view camera system for bobcat loaders and compact excavators. This system provides an ergonomic and comfortable solution for your daily job.

- Easy to use and install. Installing the camera kit is plug-and-play, with no change to machine's harnessing.
- The system is integrated with the machine, connected to cab harness for an automatic view and turns on with the machine ignition.
- Loaders kit contains separate 4.3" Color TFT LCD Display. Bobcat E85 Compact Excavator camera kit uses machine's built-in display.
- Multiple screen and camera settings to enhance the display image, the rear camera kit adds another option for viewing the rear of the machine.


REAR CAMERA KIT – MODEL COMPATIBILITY				
MACHINE TYPE		MODEL COMPATIBILITY	KIT PART NUMBER	KIT CONTENT
Loaders	SSL / CTL	 A770, S450, S510, S530, S550, S570, S590, S630, S650, S770, S850, T450, T590, T650, T770, T870	7329670	<ul style="list-style-type: none"> • Camera • 4.3" Colour TFT LCD Display • Harnessing • Mounts • Mounting Hardware
	SSL / CTL	 S66, S76, T66, T76	7384581	<ul style="list-style-type: none"> • Camera • Harnessing • Mounts • Mounting Hardware
Excavators	EXC	 E34 – B3Y311001 & Above, E35z – B3Y411001 & Above, B4S511001 & Above, E42 – B4GM11001 & Above, E50 – B4GP11001 & Above, E85 – B48411001 & Above	7420941	<ul style="list-style-type: none"> • Camera • Harnessing • Mounts • Mounting Hardware



REAR CAMERA KIT – SCOPE OF DELIVERY

MOUNTING	DISPLAY	CAMERA	HARNESING
<p>Loaders:</p> <ul style="list-style-type: none"> • The camera is secured in a mount on the top centre of the tailgate or dedicated tailgate mounting location. • Mounts provided for camera prior to 5.5 tailgates. • Use 5.5 mounting location when available. • Display is mounted to the cab's upper cutouts. • Use top window rhombus holes for mounting. • 2 types of mounts for early small rhombus and new larger rhombus openings. <p>Excavators:</p> <ul style="list-style-type: none"> • The camera is mounted on the right rear corner of the cab using dedicated mounting location. 	<p>Loaders:</p> <ul style="list-style-type: none"> • 4.3" Colour TFT LCD display with LED backlit screen. • Continuous view: works during forward and reverse motion of the machine. • Auto-on with ignition activation. • Brightness setting for day or night view. • Manually adjustable colour, contrast, brightness and tint. • IP×6 rated waterproof enclosure. • Anti-glare, scratch resistant protected screen. • Operating temperature range of -30°C to 80°C. <p>Excavators:</p> <ul style="list-style-type: none"> • The system uses machine's built-in display. • The touch display is required for this kit installation. 	<ul style="list-style-type: none"> • Housing that is waterproof and dust proof. • IP69K rating: camera can withstand a high-pressure cleaning with water. • Shock and vibration resistant for usage in compact equipment applications including wind, dirt, rain, and rugged terrains. • Operating temperature of -40°C to 85°C. • The camera's internal heaters remove condensation, snow and ice. 	<ul style="list-style-type: none"> • New harness connecting camera to display provided in kit. • No changes to current production harnessing needed on base machine. • The harness is routed along the cab harness and main harness to the tailgate.

Please note, the rear camera is not a substitute for proper work site management. The operator must be aware of his surroundings while operating and keep bystanders out of the work area.



GET **A QUOTE**

Simply click **the button** or scan **the QR code** below to access our quote request form.

We will contact you as soon as possible.
Thank you!



REQUEST QUOTE >