

# ATTACHMENT CATALOGUE 2021

EN

***One Tough Animal***



# INTRODUCTION

## Welcome to the wonderful world of Bobcat Attachments

Explore the true versatility of your Bobcat machine using genuine attachments. Bobcat attachments and implements help you grow your business, replace less-efficient machines, and give you the tools to accomplish major projects. Tackle any job with ease and peace of mind: from construction to demolition, from forestry to landscaping, from agriculture to snow removal.

Work all seasons, all year round. With Bobcat attachments, you can do it all!

1. Select the right attachment from the widest offering in the Industry.
2. Ensure the perfect match with your machine, with the guaranteed best performance.
3. Work harder with stronger components and design to tackle the toughest jobs.
4. Rely on the best dealer support, parts and service.
5. Explore the full potential of your machine with maximum productivity.
6. Work all year round to grow your business.
7. Operate with peace of mind with a 12-month warranty on every serial-numbered Bobcat attachment.

## Choose the right attachment and implement for your:

- Skid Steer Loaders
- Compact Track Loaders
- Mini Track Loaders
- Compact Excavators
- Telehandlers and Rotary Telehandlers
- Compact Wheel Loaders
- Small Articulated Loaders
- Backhoe Loaders

Use this guide to find the best Bobcat attachment combinations for your everyday tasks, occasional projects, and seasonal needs.



Please visit [www.bobcat.com](http://www.bobcat.com) for more information and to locate the Bobcat dealer closest to you. They will be happy to help you with any inquiries you may have.



# TABLE OF CONTENTS

Introduction	3
About Us	8
Why Use Bobcat Attachments	10
Contact Us	11
How to Read this Catalogue	13
Selection Instructions	14
Machine Ranges	15

## COMPACT LOADERS 17

Bobcat® Loader + Bob-Tach™ – a Winning Combination	19
Quick Couplers (with Pressure Release)	21
Angle Broom	23
Auger	24
Backhoe	28
Backhoe (Non-CE)	30
Bale Fork	32
Boring Unit	33
Box Blade	34
Breaker	36
Brush Saw	38
Brushcat™ Rotary Cutter	39
Bucket, Dirt	40
Bucket (CI), Construction / Industrial	42
Bucket (GP), General Purpose	44
Bucket (LP), Low Profile	45
Bucket, Load & Carry	47
Bucket, Combination	48
Bucket, Fertiliser and Grain	49
Bucket, Skeleton	50
Bucket, Snow and Light Material	51
Concrete Mixer	52
Concrete Pump	53
Digger	54
Dozer Blade	55
Drop Hammer	56
Dumping Hopper	57
Flail Cutter	58
Forestry Cutter	60

Grader	63
Grapple, Farm – Utility on Bucket	66
Grapple, Farm – Utility on Fork	67
Grapple, Industrial	68
Grapple, Root	69
Landplane	70
Landscape Rake	72
Laser Equipment	74
Grade Lasers	76
3D Grading Systems	77
Mixing Bucket	79
Mower	80
Pallet Forks, Hydraulic	82
Pallet Forks	83
Planer	84
Which Drum to Use	87
Planer, Self-Levelling	88
Pressure Washer	90
Rear Stabilizers	91
Remote Control	92
Rotary Grinder	94
Salt & Sand Spreader	95
Sand Cleaner	96
Scarifier	98
Scraper	99
Seeder	100
Silt Fence Installer	102
Snow Blade	103
Snow Blower	104
Snow Pusher	106
Snow V-Blade	107
Sod Layer	108
Soil Conditioner	109
Soil and Asphalt Spreader	110
Sonic Tracer	112
Steel Tracks	114
Stump Grinder	115
Sweeper	116



Tiller	117
Tilt-Tatch™	118
Tree Transplanter, Convertible	120
Trench Compactor	123
Trencher	124
Utility Fork	126
Utility Frame	127
Vibratory Roller	128
Water Kit	129
Wheel Saw	130
Wood Chipper	134

## **COMPACT EXCAVATORS 137**

Bucket Teeth	138
Compact Excavator Attachments	139
Auger	140
Breaker	144
Coupler, Mechanical	148
Coupler, Hydraulic	150
Coupler, Mechanical Tilt	152
Coupler, Hydraulic Tilt	154
Bucket, Digging, Standard Duty	156
Bucket, Digging, Heavy Duty	158
Bucket, German Profile	161
Bucket, Digging, UK Style	162
Bucket, Grading	167
Bucket, Grading, German Type	168
Bucket, Grading, UK Style	170
Bucket, Tilt	172
Bucket, Clay Spade	174
Bucket, Skeleton	176
Hydraulic Clamp	178
Grade Lasers	179
Laser Equipment	180
Flail Mower, Heavy Duty	181
Flail Mower, Self-Levelling	182
Plate Compactor	186
Rotary Grinder	187
Supercharger	189

## **TELEHANDLERS 191**

Bobcat Telehandlers – Far-Reaching Versatility	193
Bale Handler with Tines	194
Bale Handler with Tubes	195
Bale Spike	196
Bucket, Digging	198
Bucket, Grapple	200
Bucket, Light Material	201
Concrete Basket	202
Jib, Crane	203
Jib, Extension	204
Fork Grapple	205
Man Platform, Extendable Rotating	206
Man Platform, Fixed	207
Man Platform, Rotating	208
Pallet Fork, Floating	209
Pallet Fork, Rigid	210

## **ROTARY TELESCOPIC HANDLERS 213**

Bucket, Light Material	215
Bucket, Waste	216
Concrete Basket	217
Jib, Crane	218
Jib, Extension	219
Jib, Extension, with Winch	220
Man Platform, Expandable	221
Man Platform, Expandable, Roofing	222
Man Platform with Winch, Expandable	223
Man Platform, Fixed, Telescopic	224
Man Platform, Positive/Negative Telescopic	225
Man Platform, Rigid	226
Pallet Forks, Floating	228
Pallet Forks, Rigid	229
Pallet Forks, Rotating	230
Rib Handler	231
Winch	232



# TABLE OF CONTENTS (CONTINUED)

## COMPACT WHEEL LOADERS 235

Angle Broom	237
Bucket (GP), General Purpose	238
Bucket, Light Material	239
Bucket, Combination	240
Bucket, Mixing	241
Pallet Forks	243
Planer, Self-Levelling	244
Salt & Sand Spreader	245
Snow Blade	246
Snow Blower	247
Snow Pusher	248
Snow V-Blade	249
Soil and Asphalt Spreader	250
Sweeper	251

## SMALL ARTICULATED LOADERS 253

Angle Broom	255
Auger	256
Boring Unit	259
Breaker	260
Bucket, Dirt	262
Bucket (GP), General Purpose	263
Bucket, Utility	264
Dumping Hopper	265
Grapple, Farm – Utility on Bucket	266
Grapple, Industrial	267
Grapple, Root	269
Landplane	270
Pallet Forks	271
Snow Blade	272
Snow Blower	273
Snow V-Blade	274
Soil Conditioner	275
Stump Grinder	276
Sweeper	277
Tiller	278
Trencher	280
Utility Fork	281

## BACKHOE LOADERS 283

Backhoe Loader Attachments	284
----------------------------	-----

## USEFUL INFORMATION 287

Demo Days	288
Bobcat Institute	289
Innovation Center	291

## GENUINE ATTACHMENT PARTS 293

Hydraulic Quick Coupler	294
Genuine Parts	295
Breakers, Chisels and Tools	296
Flail Mower Cutting Tools Kits	297
Ring Brushes, Gutter Brushes & Whiskers Broom Bristles	298
Road Rehabilitation Tools	299

Picture Index	300
Index	308









# ABOUT US

## The Company: Global with North Dakota Roots

Bobcat Company leads the industry in the design, manufacture, marketing and distribution of compact equipment for construction, rental, landscaping, agriculture, grounds maintenance, government, utility, industry and mining. We strive to empower our customers to do their jobs more efficiently and effectively.

Having started in 1947, our roots are deep in North Dakota, USA. Bobcat Company is the state's largest manufacturer, with 3 North Dakota production facilities. Global Bobcat manufacturing facilities are located in France, Czech Republic and China, with several parts warehouses across the globe.

Bobcat Company is a subsidiary of Doosan Bobcat Inc., a wholly owned subsidiary of Doosan Infracore Co., Ltd.



Bobcat Company entered the EMEA market in the 1960s. Since then, we have continued to invest and expand. Today, we offer a state-of-the-art manufacturing site, an Innovation Centre and a Bobcat Institute in Dobříš (Prague area), Czech Republic.



Bobcat EMEA Headquarters, Factory (1), Innovation Center (2), Bobcat Institute (3) and HQ building (4)



## The Brand: Bobcat – One Tough Animal

The renowned Bobcat brand – ours since the name was first used in 1962 – is synonymous with durability and dependability. Tough, versatile, agile Bobcat® equipment – with its time-tested reliability – has rightly earned the nickname “One Tough Animal.” Bobcat Company continues to be committed to delivering the industry’s best compact equipment.



## The Dealers: Standing Behind Every Machine

Bobcat Company has the most extensive compact equipment distribution network in the world. Some 1,000 independent Bobcat dealers back each and every piece of Bobcat equipment, serving customers with thousands of local sales, service, parts and rental specialists. Bobcat dealers are known for their dedication to providing outstanding customer service to ensure long, reliable equipment performance.

In EMEA, we have over 200 Bobcat Dealers and 148 Bobcat Sub-dealers at your service.

## The Bobcat Institute: For the Best Customer Experience

Bobcat dealers can rely on professional support from Bobcat product and service specialists. They also benefit from state-of-the-art training facilities with professional demonstrators, trainers and online courses for best practice and knowledge sharing. Most equipment and attachments are available for hands-on training, walk-arounds with experts and live demonstration.



# WHY USE BOBCAT ATTACHMENTS

☑ **Peace of mind:**

When using a Bobcat Attachment, you know it is the best fit for your Bobcat machine.

☑ **Engineering approved:**

Your Bobcat attachment has been optimized for efficiency, performance and greater productivity, resulting in lower operating and maintenance costs. Products are manufactured to the highest standards – guaranteeing the best quality and meeting, or exceeding, local requirements

☑ **One-Stop-Shop:**

One place for all your attachment needs. Bobcat Company holds a large stock of attachments for immediate shipment worldwide.

☑ **Service:**

Broad coverage via the Bobcat dealer network, backed by Bobcat Service Specialists and Parts warehouses to reduce downtime.

☑ **Plug & Play readiness:**

Easy to install and operate, with all necessary accessories and implements – from hose kits to special application kits.

☑ **Warranty:**

With Bobcat Attachments, you avoid disputes (that may arise from compatibility issues) and operating differences that result from the use of non-approved attachments.





# CONTACT US



Over 200 dealers at your service

### 1. Bobcat EMEA HQ, Innovation Center and Factory

Bobcat Attachment Department  
U Kodetky 1810  
26312 Dobříš, Czech Republic

### 2. Bobcat France SA, Telehandler factory

Route de Nantes,  
44160 Pontchâteau, France

### 3. Bobcat Parts Distribution Centers

- a) Germany (Halle)
- b) United Arab Emirates (Dubai)

### 4. Bobcat Institute

U Kodetky 1811  
26312 Dobříš, Czech Republic

Visit [www.bobcat.com](http://www.bobcat.com) to find the nearest dealer to you.

Contact your Application Sales Manager for more details.



#### Become a fan on Facebook

Facebook is the single largest place for Bobcat fans to connect online. Join the conversation by liking our official page.



#### See videos on YouTube

YouTube is the best place to see Bobcat products in action. Watch our official videos and share your favourites.



#### Follow us on Twitter

Twitter helps you stay informed about everything Bobcat-related in real time. Get involved by following our page and using the #BobcatTough hashtag.



#### Follow us on Instagram

Instagram is your photo-sharing hub. Follow us, see what we're up to and share your behind-the-scenes shots for a chance to be featured on our page.





# HOW TO READ THIS CATALOGUE

This catalogue contains 7 main chapters covering each Bobcat machine:

- Compact Loaders
- Compact Excavators
- Telehandlers
- Rotary Telescopic Handlers
- Compact Wheel Loaders
- Small Articulated loaders
- Backhoe Loaders

Each chapter details the range of attachments suitable per carrier. The attachments are sorted and grouped by families. Please refer to the table of contents, the alphabetical index or the picture index to identify the best attachments for your needs.

Each page covers a specific attachment, with useful information to help you review the requirements, the key features and benefits, technical specifications and machine compatibility. An additional table may include options to run this attachment.

Occasionally, you'll find a QR code rerouting you to the Bobcat pages with additional information. Many attachments have a YouTube logo referring to a video available to see the attachment in action. For the digital Catalogue version, the YouTube logo is dynamic and allows you to open the video link immediately.

Contact your Tool Carrier Specialist to discover the best sellers, the "demonstrator favourite" attachment and further guidance. We're here to help you find the best tool for your application!

## Legend

In this catalogue, these symbols indicate the possible applications for the respective attachment.



Lifting & Handling



Road work, Recycling & Cleaning



Forestry



Snow removal



Landscaping



Construction & Demolition



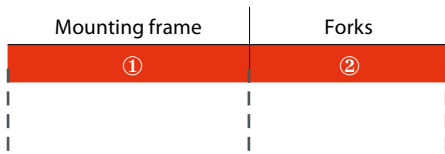
Agriculture



Grading & Leveling



# SELECTION INSTRUCTIONS



## How to read and use the compatibility charts:

• Choose 1 reference in each requirement section depending on the machine

Example: Machine: S450 (Skid Steer Loader)

• Choose 1 reference in section ① :

7297499 – Pallet Fork Frame Standard

• Choose 1 reference in section ② :

6540182 – Pallet Fork Teeth 122 cm

TECHNICAL SPECIFICATIONS						
Description	Part Number	Fork Width (cm)	Frame Weight (kg)	Control Kit Required	Working Flow	First use installation time
Pallet Fork Frame Standard MT55-S70	6809716	10	47	No	Standard	0.25 h
Pallet Fork Frame Standard	7297499	10	60	No	Standard	0.25 h
Pallet Fork Frame Heavy Duty	7294305	10	74	No	Standard	0.25 h
Pallet Fork Frame Severe Duty	7294332	10	120	No	Standard	0.25 h

COMPATIBILITY CHARTS		Compact Track Loaders										Skid Steer Loaders															
Description	Part Number	MT55	T450	T590/H	T650/H	T66	T66H	T76	T76H	T770/H	T870/H	S70	S100	S450	S510/H	S530/H	S550/H	S570/H	S590/H	S630/H	S650/H	S66	S66H	S76	S76H	S770/H	S850/H
		Pallet Fork Frame, Standard, MT55-S70	6809716	X*									X*														
① Pallet Fork Frame Standard Duty	7297499		X*			X*		X*				X*	X*									X*		X*			
Pallet Fork Frame Heavy Duty	7294305		X*	X*	X*	X*		X*						X*	X*	X*	X*	X*	X*	X*	X*	X*		X*			
Pallet Fork Severe Duty	7294332		X*	X*	X*	X*		X*		X*	X*			X*	X*	X*	X*	X*	X*	X*	X*	X*		X*		X*	X*
Pallet Fork Teeth 91 cm, Heavy Duty (Set of 2)	6540184	X*	X*	X*							X*	X*	X*	X*	X*	X*	X*	X*									
Pallet Fork Teeth 106 cm, Heavy Duty (Set of 2)	6540183		X*	X*	X*							X*	X*	X*	X*	X*	X*	X*	X*	X*							
② Pallet Fork Teeth 122 cm, Heavy Duty (Set of 2)	6540182		X*	X*	X*							X*	X*	X*	X*	X*	X*	X*	X*	X*							
Pallet Fork Teeth 106 cm, Severe Duty (Set of 2)	6541521		X*	X*	X*					X*	X*			X*	X*	X*	X*	X*	X*	X*					X*	X*	
Pallet Fork Teeth 122 cm, Severe Duty (Set of 2)	6541518		X*	X*	X*					X*	X*			X*	X*	X*	X*	X*	X*	X*					X*	X*	

\* Pay attention to the max. pallet fork frame load rating.

**SEVERE DUTY FRAMES SHOULD BE ONLY USED WITH SEVERE DUTY FORKS.**

Machine selection > Section 1 "Frame" + Section 2 "Forks" =



# MACHINE RANGES



## COMPACT TRACK LOADERS (CTL)

Previous model		T140	T190/H					
Current model	MT55	T450	T590/H	T66/H	T650/H	T76/H	T770/H	T870/H

## SKID STEER LOADERS (SSL)

Previous model	443 453 463	543 553	743 753 S130	S150	S175/H	S160/H	S185/H	S205/H		S220/H	S250/H		S300/H	S330/H
Current model	S70	S100	S450	S510/H	S530/H	S550/H	S570/H	S590/H	S66/H	S630/H	S650/H	S76/H	S770/H	S850/H

## COMPACT EXCAVATORS (MEX)

Previous model	316	316		319 E14		321 322 323 E16	E20	425 E25	325 E26 (M)		331 334 335 E32	430 E35	E45	E50	E55 E62	E80	E55W
Current model	E08	E10z	E10e	E17	E17z	E19	E20z	E26(R)	E27	E27z	E34	E35z	E50z	E55z	E60	E85	E57W

## TELEHANDLERS (TLS)

Previous model	TL358/+		TL360	TL470	TL470HF		T35105/L	T36120SL	T35130S/SL	T35140S	T40140	T40180
Current model	TL26.60/ TL30.60	TL30.70	TL34.65 HF	TL35.70	TL38.70 HF	TL43.80 HF	T35.105/ T35.105L	T36.120SL	T35.130S/ T35.130SLP	T35.140S	T41.140 SLP	T40.180 SLP

## ROTARY TELESCOPIC HANDLERS (RTLs)

Current model	TR40.180	TR50.180	TR50.210	TR50.250	TR60.210	TR60.250	TR70.260	TR60.300	TR60.350	TR60.390
---------------	----------	----------	----------	----------	----------	----------	----------	----------	----------	----------

## COMPACT WHEEL LOADERS (CWL)

Current model		L75		L85
---------------	--	-----	--	-----

## SMALL ARTICULATED LOADERS (SAL)

Current model		L23		L28
---------------	--	-----	--	-----

## BACKHOE LOADERS (BHL)

Current model		B700	B730(M)	B730(R)	B750	B780
---------------	--	------	---------	---------	------	------

### Note:

Please contact your local Bobcat Distributor / District Manager / Application Sales Manager for compatibility with previous machines. Current attachments may not fit previous models.



## DESIGNED TO SPRAY HIGH PRESSURE WATER ON ROADS OR ANY KIND OF SURFACE



- ▶ **Plug&Play** – connect and start to work for peace of mind
- ▶ **Compact Design** – for maximum efficiency and easy transport
- ▶ **Hydraulically adjustable front sprayer** to adapt to all street conditions
- ▶ **Floating front wheel (M/L)** – allows the pressure washer to work smoothly and more quickly
- ▶ **Easy to use and clean** – gets the job done quickly and safely with consistent results
- ▶ **HPW (High Pressure Pump)** – no rotating parts makes it durable and low maintenance
- ▶ **Washing handgun and 20-meter hose reel** – easy switch from front sprayer to washing handgun which makes cleaning apartment entrances, corners, statues, machines, cars, benches, signs, and all tight spaces effective and easy

LEARN MORE ON PAGE 90.




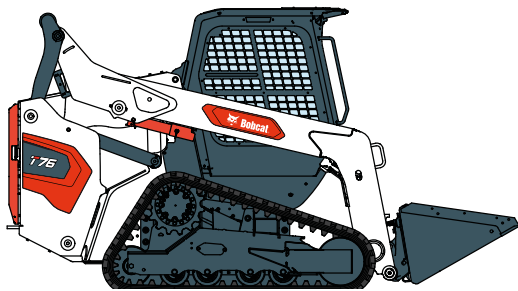
**Bobcat**®

MORE INFO ON [WWW.BOBCAT.COM](http://WWW.BOBCAT.COM)

*One Tough Animal.*



# COMPACT LOADERS





## **BREAK THROUGH CONCRETE, ROCK, AND ASPHALT EASILY WITH THE POWERFUL FORCE OF BOBCAT HYDRAULIC BREAKERS**

- ▶ **7 models to best suit your loader needs**
- ▶ **Low maintenance**
- ▶ **Wide range of breaker bits to best suit your application**

**Learn more on page 36.**



**Bobcat®**

**MORE INFO ON [WWW.BOBCAT.COM](http://WWW.BOBCAT.COM)**

***One Tough Animal.***



# BOBCAT® LOADER + BOB-TACH™ – A WINNING COMBINATION

Thanks to more than 60 types of hard-working, job-matched attachments, your Bobcat® loader is truly cost effective. Each attachment is designed and manufactured to fit perfectly with the base machine for optimum job performance, dependability and durability. That's real value. That's the Bobcat Attachment Advantage.

## The Bob-Tach™ system for fast, secure attachment changes

Bobcat attachments are secured using the Bob-Tach coupler – copied by many, never equalled.

The Bob-Tach™ system for fast, secure attachment changes. Thanks to its unique and simple design, you can replace a bucket with pallet forks, a landscape rake, a backhoe, or a sweeper within minutes using the Bob-Tach™ mounting system.

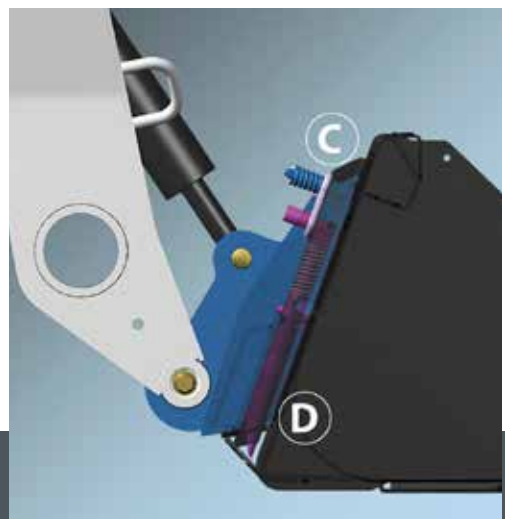
The Power Bob-Tach is a hydraulic version enabling you to connect and disconnect an attachment from the comfort of your cab.

## Change attachments while sitting comfortably

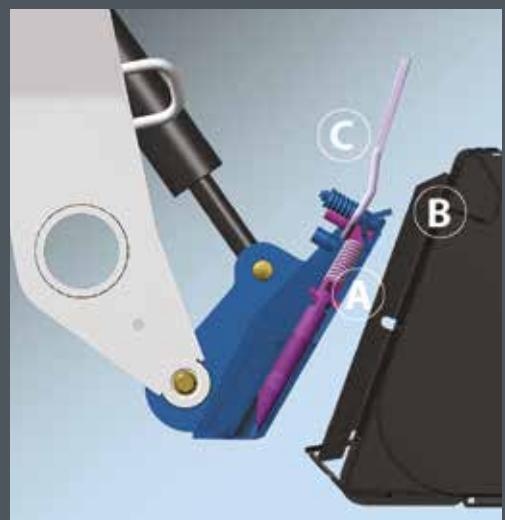

The Bob-Tach™ mounting system allows you to change attachments quickly while working on-site. And, with the optional Power Bob-Tach™, you can change non-hydraulic attachments without even

leaving the cab. Activated by a switch in the centre panel, the Power Bob-Tach™ levers can be raised and lowered hydraulically, increasing the versatility and productivity of all Bobcat compact loaders.

Bob-Tach™ frame (A) moves into attachment flange (B); handle (C) pushes down easily, pressing wedge (D) through frame and attachment hole for solid connection.



## Exclusive Bob-Tach™ System (BT)







# QUICK COUPLERS (WITH PRESSURE RELEASE)



## **Quick couplers (with pressure release)**

This unique design ensures that hydraulic attachment changes go quickly and smoothly. But trapped line pressure can make attachment changes anything but quick.

So Bobcat loaders come with a handy feature to release trapped pressure. By simply pushing the coupler inward, the hydraulic oil is released through a return line back into the machine. The result: clean, quick attachment changes, time after time.

**USE ONLY BOBCAT GENUINE  
LUBRICANTS FOR OPTIMUM  
PERFORMANCE.**




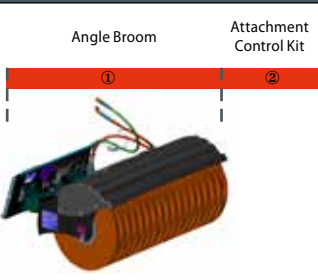






# ANGLE BROOM



	REQUIREMENTS	FEATURES & BENEFITS
	<p>Angle Broom</p> <p>Attachment Control Kit</p>  <p>Angle Broom: Loader must be equipped with an Attachment Control Kit.</p>	<ul style="list-style-type: none"> <li>Sweep flush to a curb or wall on right side.</li> <li>Adjust the broom angle with fingertip controls on a cab-mounted attachment control kit (sold separately).</li> <li>122 cm Angle Broom has 3-position manual angle.</li> <li>High-torque motor for heavy material.</li> <li>Proven, replaceable wafer bristles.</li> <li>Polypropylene bristle material for long life.</li> <li>Reversible rotation for models 173 cm and 213 cm.</li> </ul>

**Description:** Dirt, dried mud, light snow and other debris are quickly and efficiently swept away with this hydraulically driven attachment. Whether you're sweeping driveways, farmyards or warehouses, you can depend on the angle broom to get the job done right.

TECHNICAL SPECIFICATIONS											
Description	Part Number	Sweeping Width (mm)	Sweeping Width Fully Angled (mm)	Brush Diameter (mm)	Number of Bristle Sections (zigzag - straight)	Degree of Angle	Flow Range (L/min)	Weight (kg)	Control Kit Required	Working Flow	First Use Installation Time
Angle Broom, Reversible, 132 cm (ACD)	7394466	1308	1200 @ 25°	660	27 - 0	± 25° (hydr. cyl.)	34 - 45	161	Yes	Standard / High Flow	None
Angle Broom, Reversible, 161 cm (ACD)	7394472	1613	1470 @ 25°	660	33 - 0	± 25° (hydr. cyl.)	34 - 45	175	Yes	Standard / High Flow	None
Angle Broom, Reversible, 173 cm (ACD)	7337703	1727	1600 @ 25°	813	34 - 2	± 25° (hydr. cyl.)	30 - 121	390	Yes	Standard / High Flow	None
Angle Broom, Reversible, 213 cm (ACD)	7337715	2134	1956 @ 25°	813	44 - 2	± 25° (hydr. cyl.)	57 - 106	428	Yes	Standard / High Flow	None

COMPATIBILITY CHARTS																									
Description	Part Number	Compact Track Loaders								Skid Steer Loaders															
		MT55	T450	T590/H	T66/H	T650/H	T76/H	T770/H	T870/H	S70	S100	S450	S510/H	S530/H	S550/H	S570/H	S590/H	S66/H	S630/H	S650/H	S76/H	S770/H	S850/H		
Angle Broom, Reversible, 132 cm (ACD)	7394466	X								X															
Angle Broom, Reversible, 161 cm (ACD)	7394472	X								X															
Angle Broom, Reversible, 173 cm (ACD)	7337703		X	X	X	X	X	X			X	X	X	X	X	X	X	X	X	X	X	X	X	X	X
Angle Broom, Reversible, 213 cm (ACD)	7337715			X	X	X	X	X				X	X	X	X	X	X	X	X	X	X	X	X	X	X
Note: 7-Pin Attachment Control Kit is installed as standard on High Flow (H) machines.																									
7-Pin Attachment Control Kit **	6733142									X															
7-Pin Attachment Control Kit **	7229102		X								X														
7-Pin Attachment Control Kit **	7128426			X	X	X		X	X			X	X	X	X	X		X	X		X	X		X	X
7-Pin Attachment Control Kit **	7392835				X	X	X										X				X				

**WHEN NOT USED, PUT IT ON THE STANDS TO PREVENT BRISTLES DAMAGE.**

\*\* To be ordered through Bobcat Parts



REQUIREMENTS	FEATURES & BENEFITS
<p>Auger: Needs Fixing cap + Driving Unit + Bits + Option.</p>	<ul style="list-style-type: none"> <li>• A smaller drive housing allows the entire drive unit to follow the bit into the hole, adding 30 cm more dig depth than a standard drive unit.</li> <li>• An efficient design and modified displacement give these units plenty of torque.</li> <li>• Round and combination shaft augers available.</li> <li>• Wide range of auger bits widths available to best meet you hole requirements.</li> <li>• Choose from Standard Duty, Heavy Duty and Rock Duty bits to adequately penetrate the ground conditions.</li> <li>• Extra bits extension are available for increased hole depth.</li> </ul>

**Description:** Speed and perfect vertical accuracy are what you get with this high-torque, heavy-duty hydraulic auger. Its unique "knuckle-joint" design allows it to hang perfectly vertical, on flat or uneven terrain. The entire drive unit follows the bit into the hole, adding 30 cm more dig depth than a standard unit. This is the ideal tool for drilling holes for posts, piers, poles and trees in all kinds of soil conditions. Choose from 3 types of bits to best suit the ground conditions (standard, heavy duty and rock) and a multitude of widths to best meet your hole width requirement.

## TECHNICAL SPECIFICATIONS

Description	Part Number	Auger Bit Type	Digging Depth (mm)	Maximum Operating Pressure (bar)	Torque @ Maximum Pressure (Nm)	Maximum speed (RPM) @ Maximum Rated Flow (L/m)	"Delivered with Pin for Auger Bit"	Weight (Kg)	Control kit required	Working Flow	First Use Installation Time
Auger, 10 Unit Drive	6808799	Round	1473	-	-	90.0 - 57.0	Round	69	No	Standard	0.5 h
Auger, 15C Unit Drive	6809442	Round - Hex	1575	207	2644	99 RPM @ 80l/min	Round	106	No	Standard	0.5 h
Auger, 15H Unit Drive	7145345	Hex	1575	207	2644	99 RPM @ 80l/min	HEX	91	No	Standard	0.5 h
Auger, 30C Unit Drive	6809445	Round - Hex	1575	221	5125	90 RPM @ 140l/min	Round	115	No	Standard / High Flow	0.5 h
Auger, 30H Unit Drive	7138264	Hex	1575	221	5125	90 RPM @ 140l/min	HEX	94	No	Standard / High Flow	0.5 h
High Torque Auger 35PH Drive	7220280	Hex	1829	241	5643	128 RPM @ 190l/min	HEX	131	No	Standard / High Flow	0.5 h
High Torque Auger 50PH Drive	7227984	Hex	1829	241	7148	101 RPM @ 190l/min	HEX	131	No	Standard / High Flow	0.5 h

## COMPATIBILITY CHARTS

Description	Part Number	Compact Track Loaders								Skid Steer Loaders														
		MT55	T450	T590/H	T66/H	T650/H	T76/H	T770/H	T870/H	S70	S100	S450	S510/H	S530/H	S550/H	S570/H	S590/H	S66/H	S630/H	S650/H	S76/H	S770/H	S850/H	
Mounting Frame	6812946	X								X														
① Mounting Frame Bob-Tach™	6812980		X	X	X	X	X	X	X		X	X	X	X	X	X	X	X	X	X			X	X
Mounting Frame High Torque Auger	7223507			X		X			X	X			X	X	X	X	X		X	X			X	X
Auger, 10 Unit Drive	6808799	X	X							X	X	X												
Auger, 15C Unit Drive	6809442		X	X	X	X	X	X	X		X	X	X	X	X	X	X	X	X	X	X	X	X	X
Auger, 15H Unit Drive	7145345		X	X	X	X	X	X	X		X	X	X	X	X	X	X	X	X	X	X	X	X	X
② Auger, 30C Unit Drive	6809445		X	X	X	X	X	X	X			X	X	X	X	X	X	X	X	X	X	X	X	X
Auger, 30H Unit Drive	7138264		X	X	X	X	X	X	X			X	X	X	X	X	X	X	X	X	X	X	X	X
High Torque Auger 35PH Drive	7220280			X	X	X	X	X	X				X	X	X	X	X	X	X	X			X	X
High Torque Auger 50PH Drive	7227984			X*	X	X	X	X	X						X*	X*	X*	X	X	X	X	X	X	X
④ Auger, 10 Swing Stop Kit **	6811444		X	X						X	X	X												
Bumper Kit **	7172609		X		X	X	X	X	X				X	X	X	X	X	X	X	X	X	X	X	X

\* High flow machines only / \*\* To be ordered through Bobcat Parts



## COMPATIBILITY CHARTS




Description	Part Number	Auger 10	Auger 15C	Auger 15 H	Auger 30C	Auger 30H	High Torque Auger 35PH	High Torque Auger50PH	Weight
Standard Bit, Round, 15 cm	6666891	X	X		X				27 kg
Standard Bit, Round, 23 cm	6666892	X	X		X				41 kg
Standard Bit, Round, 30 cm	6666893	X	X		X				44 kg
Standard Bit, Round, 38 cm	6666894	X	X		X				54 kg
Standard Bit, Round, 46 cm	6666895	X	X		X				68 kg
Standard Bit, Round, 61 cm	6666896		X		X				92 kg
Standard Bit, Round, 76 cm	6666897		X		X				125 kg
Standard Bit, Round, 91 cm	6666898		X		X				172 kg
Standard Bit, Round, Tree, 23/46 cm	6666899	X	X		X				64 kg
Standard Bit, Round, Tree, 30/60 cm	6666900	X	X		X				74 kg
Standard Bit, Round, Tree, 38/72 cm	6666901	X	X		X				107 kg
Standard Bit, Round, Tree, 45/90 cm	6666902	X	X		X				138 kg
Auger, Bit Hex, 15 cm, HD	6674957		X	X	X	X			21 kg
Auger, Bit Hex, 23 cm, HD	6674958		X	X	X	X			27 kg
Auger, Bit Hex, 30 cm, HD	6674959		X	X	X	X			35 kg
Auger, Bit Hex, 41 cm, HD	6674960		X	X	X	X			44 kg
Auger, Bit Hex, 46 cm, HD	6675034		X	X	X	X			51 kg
Auger, Bit Hex, 51 cm, HD	6674961		X	X	X	X			53 kg
Auger, Bit Hex, 61 cm, HD	6674962		X	X	X	X			69 kg
Auger, Bit Hex, 76 cm, HD	6674963		X	X	X	X			77 kg
Auger, Bit Hex, 91 cm, HD	6674964		X	X	X	X			123 kg
Auger, Bit Hex, 108 cm, HD	6674965		X	X	X	X			137 kg
1.5 cm, Pin Kit Required **	6809733		X		X				
Auger, Bit Hex, 15 cm, Rock	6674970		X	X	X	X			29 kg
Auger, Bit Hex, 23 cm, Rock	6674971		X	X	X	X			36 kg
Auger, Bit Hex, 30 cm, Rock	6674972		X	X	X	X			47 kg
Auger, Bit Hex, 41 cm, Rock	6674973		X	X	X	X			56 kg
Auger, Bit Hex, 46 cm, Rock	6675035		X	X	X	X			68 kg
Auger, Bit Hex, 51 cm, Rock	6674974		X	X	X	X			69 kg
Auger, Bit Hex, 61 cm, Rock	6674975		X	X	X	X			89 kg
Auger, Bit Hex, 76 cm, Rock	6674976		X	X	X	X			102 kg
High Torque Auger Bit HEX 20cm HD**	7243233						X	X	47 kg
High Torque Auger Bit HEX 30cm HD**	7243234						X	X	53 kg
High Torque Auger Bit HEX 46cm HD**	7243235						X	X	68 kg
High Torque Auger Bit HEX 61cm HD**	7243236						X	X	83 kg
High Torque Auger Bit HEX 76cm HD**	7243237						X	X	123 kg
High Torque Auger Bit HEX 91cm HD**	7243238						X	X	151 kg
High Torque Auger Bit HEX 122cm HD**	7243239						X	X	215 kg
High Torque Auger Bit HEX 20cm ROCK**	7243240						X	X	48 kg
High Torque Auger Bit HEX 30cm ROCK**	7243241						X	X	54 kg
High Torque Auger Bit HEX 46cm ROCK**	7243242						X	X	70 kg
High Torque Auger Bit HEX 61cm ROCK**	7243243						X	X	87 kg
High Torque Auger Bit HEX 76cm ROCK**	7243244						X	X	128 kg


\*\* To be ordered through Bobcat Parts

**TECHNICAL SPECIFICATIONS**

Description	Colour	Bit Type	Length (mm)	Flight
Auger Bit, Standard	Charcoal	Round Drive	1245	Double
Auger Bit, Heavy Duty	Orange	Hex Drive	1067	Single
Auger Bit, Rock	White	Hex Shaft	1067	Single

**TECHNICAL SPECIFICATIONS**

Output shaft systems	Auger 10	Auger 15 C, 30C	Auger 15 H, 30 H
Auger bit type	Round 	Round - Hex 	Hex 





## OPTIONS / ACCESSORIES

Description	Part Number	Weight (Kg)	Comments
Round Extension, Adjustable, 36 cm **	6679825	14	
Round Extension, Adjustable, 61 cm **	6679826	18	15 cm and 23 cm bits will not allow the extension to telescope, only works in the top position
Round Extension, Adjustable, 122 cm **	6679806	35	15 cm and 23 cm bits will not allow the extension to telescope, only works in the top position
Adapter for Hex Drive to Round Bit **	6662875	8	
Round Drive, 2.2 cm Pin **	27E14(x2)		For Adapter and/or Extension
	6560382		
	6534667		
	6534668		
Hex Extension, 61 cm **	6662876	12	
Hex Extension, 122 cm **	6679807	25	Needs to be ordered as part at the Doosan Shop
Adapter for Round Drive to Hex Bit **	6662874	6	
Hex drive, 2 cm Pin Kit **	6809733		For Adapter and/or Extension
High Torque Auger Extension, 120 cm **	7243729		20 cm bits will not allow the extension to telescope, only works in the top position

**BOBCAT OFFERS A WIDE RANGE OF AUGER BITS WITH A DIAMETER FROM 15 CM UP TO 76 CM WIDE. CHOOSE YOUR AUGER BIT THAT BEST MEETS YOUR GROUND CONDITION AND HOLE WIDTH AND DEPTH REQUIREMENT. BOBCAT OFFERS STANDARD DUTY, HEAVY DUTY AND ROCK QUALITY BITS.**

\*\* To be ordered through Bobcat Parts

# BACKHOE



REQUIREMENTS	FEATURES & BENEFITS
<p>Mounting Kit    Backhoe    Tools    Option</p> <p>Backhoe: Need to order Loader Mounting kit + Backhoe + Tool.</p>	<ul style="list-style-type: none"> <li>• Double acting auxiliary line as standard on the V (Versatile) models –enabling the use of hydraulic attachments</li> <li>• Klac™ coupling as standard on V models</li> <li>• Dedicated bucket offering for S (Standard) models</li> <li>• Lighter than previous model, providing greater stability</li> <li>• Hoses inside the boom and arm increase the attachment's lifetime</li> <li>• Safety features on stabilizers and control box</li> <li>• Note: Mounting kits is required based on model.</li> </ul>

**Description:** Transform your Bobcat® loader into a powerful, efficient, and versatile excavator with a Bobcat backhoe. This attachment makes your excavator the perfect partner for landscaping and nursery work, sewage systems and septic tanks, water and power lines and many other jobs.

## TECHNICAL SPECIFICATIONS

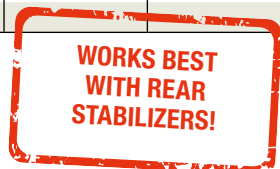
Description	Part Number	Digging Depth (mm)	Bucket Cylinder Force (daN)	Arm Cylinder Force (daN)	Digging Reach (mm)	Hook-up System	Weight (kg)	Control Kit Required	Working Flow	First Use Installation Time
Backhoe, B32V	7396283	3095	1600	1134	3927	Klac™	735	No	Standard	None
Backhoe, B35V	7400303	3332	1600	1480	4057	Klac™	820	No	Standard	None
Backhoe, B32S *	7416547	2998	1600	1134	3830	Pin-on*	710	No	Standard	None
Backhoe, B35S *	7416552	3235	1600	1480	3960	Pin-on*	795	No	Standard	None

## COMPATIBILITY CHARTS

Description	Part Number	Compact Track Loaders								Skid Steer Loaders														
		MT55	T450	T590/H	T66/H	T650/H	T76/H	T770/H	T870/H	S70	S100	S450	S510/H	S530/H	S550/H	S570/H	S590/H	S66/H	S630/H	S650/H	S76/H	S770/H	S850/H	
Loader Mounting kit, B32V - 400 series	7403190		X									X												
Loader Mounting kit, B32V - 500 series	7403191			X									X	X	X	X	X							
① Loader Mounting kit, B35V - 600 series	7403192					X													X	X				
Loader Mounting kit, B35V - 700 series	7403193							X														X		
Loader Mounting kit, B35V - 800 series	7403194								X															X
Backhoe, B32V	7396283		X	X								X	X	X	X	X	X							
Backhoe, B35V	7400303					X		X	X			X	X	X	X	X			X	X		X	X	
② Backhoe, B32S *	7416547		X	X								X	X	X	X	X								
Backhoe, B35S *	7416552					X		X	X										X	X		X	X	

## COMPATIBILITY CHARTS

Description	Part Number	Weight (kg)	Capacity (L)	Backhoe B32V	Backhoe B35V	Backhoe B32S	Backhoe B35S
Auger, 15C Unit drive **	6809442	106	-	X	X		
Auger, 15H Unit drive **	7145345	91	-	X	X		
Breaker HB680 **	7113419	150	-	X	X		
③ Clay Spade bucket, 25 cm, Klac™, System D	7195717.K	50	-	X	X		
Clay Spade bucket, 30 cm, Klac™, System D	7195728.K	54	-	X	X		
Clay Spade bucket, 35 cm, Klac™, System D	7195731.K	57	-	X	X		
Clay Spade bucket, 40 cm, Klac™, System D	7196097.K	60	-	X	X		



\* S-models available with dedicated pin-on style coupling. For compatible buckets, please refer to the compatibility chart.

\*\* Fixing cap, hose kit & accessories are also required for installation. Please refer to the Auger & Breaker pages in the catalogue for further details.



## COMPATIBILITY CHARTS

Description	Part Number	Weight (kg)	Capacity (L)	Backhoe B32V	Backhoe B35V	Backhoe B32S*	Backhoe B35S*
Grading bucket, STD, 120 cm, Klac™, System D	7143789	112	105	X	X		
Grading bucket, STD, 140 cm, Klac™, System D	7138642	129	129	X	X		
Digging bucket, STD, 23 cm, Klac™, System D	7150069	48	27	X	X		
Digging bucket, STD, 25 cm, Klac™, System D	7138636	49	34	X	X		
Digging bucket, STD, 30 cm, Klac™, System D	7138637	54	43	X	X		
Digging bucket, STD, 40 cm, Klac™, System D	7138638	60	61	X	X		
Digging bucket, STD, 45 cm, Klac™, System D	7150070	64	68	X	X		
Digging bucket, STD, 50 cm, Klac™, System D	7138639	67	81	X	X		
Digging bucket, STD, 60 cm, Klac™, System D	7138640	71	100	X	X		
Digging bucket, STD, 70 cm, Klac™, System D	7138641	78	119	X	X		
Digging bucket, STD, 80 cm, Klac™, System D	7150071	85	136	X	X		
Digging bucket, HD, 30 cm, Klac™, System D	7235042.K	59	40	X	X		
Digging bucket, HD, 40 cm, Klac™, System D	7235054.K	69	60	X	X		
Digging bucket, HD, 45 cm, Klac™, System D	7235056.K	74	70	X	X		
③ Digging bucket, HD, 50 cm, Klac™, System D	7235058.K	78	80	X	X		
Digging bucket, HD, 60 cm, Klac™, System D	7235060.K	89	100	X	X		
Digging bucket, HD, 70 cm, Klac™, System D	7235062.K	100	120	X	X		
Digging bucket, HD, 75 cm, Klac™, System D	7235094.K	104	131	X	X		
Digging bucket, HD, 80 cm, Klac™, System D	7235064.K	109	140	X	X		
Digging bucket, HD, 90 cm, Klac™, System D	7158700.K	120	162	X	X		
Skeleton bucket, 70 cm, Klac™, System D	7189656.K	115	-	X	X		
Skeleton bucket, 80 cm, Klac™, System D	7189657.K	127	-	X	X		
Skeleton bucket, 90 cm, Klac™, System D	7189658.K	139	-	X	X		
Tilt bucket, 105 cm, Klac™, System D	7184277.K	168	120	X	X		
Tilt bucket, 120 cm, Klac™, System D	7184278.K	179	139	X	X		
Digging bucket, STD, 30 cm	7423374	39	32			X	X
Digging bucket, STD, 45 cm	7423375	49	47			X	X
Digging bucket, STD, 60 cm	7423376	59	78			X	X
Grading bucket, STD, 100 cm	7423377	62	86			X	X

## OPTIONS / ACCESSORIES

	Part Number	Compact Track Loaders								Skid Steer Loaders													
		MT55	T450	T590/H	T66/H	T650/H	T76/H	T770/H	T870/H	S70	S100	S450	S510/H	S530/H	S550/H	S570/H	S590/H	S66/H	S630/H	S650/H	S76/H	S770/H	S850/H
Rear Stabilizers Mounting Kit	7152508		X	X		X							X	X	X	X	X		X	X			
Rear Stabilizers Mounting Kit	7152512							X														X	X
Rear Stabilizers Mounting Kit	7342130							X															
Quick-Tach Rear Stabilizers**	6811449		X	X		X		X	X				X	X	X	X	X		X	X		X	X

## OPTIONS / ACCESSORIES

Description	Part Number	Weight
Rear Auxiliary Line Kit 400 series **	7249869	35
Rear Auxiliary Line Kit 500 series **	7229294	35
Rear Auxiliary Line Kit 600 series **	7231436	45
Rear Auxiliary Line Kit 700 series **	7220912	55
Rear Auxiliary Line Kit 800 series **	7214605	66

\*\* To be ordered through Bobcat Parts

# BACKHOE (NON-CE)



	REQUIREMENTS	FEATURES & BENEFITS
	<div style="display: flex; justify-content: space-around; font-size: 8px;"> <span>Mounting Arm</span> <span>Mounting Frame</span> <span>Backhoe</span> <span>Tools</span> <span>Option</span> </div> <div style="display: flex; justify-content: space-around; margin-top: 5px;"> <span style="border: 1px solid black; padding: 2px;">①</span> <span style="border: 1px solid black; padding: 2px;">②</span> <span style="border: 1px solid black; padding: 2px;">③</span> <span style="border: 1px solid black; padding: 2px;">④</span> <span style="border: 1px solid black; padding: 2px;">⑤</span> </div> <p style="font-size: 8px; margin-top: 10px;">Backhoe: Need to order Mounting Frame + Backhoe + Tool.</p>	<ul style="list-style-type: none"> <li>Convert your Bobcat skid steer loader into a powerful excavator, increasing the versatility of your machine and return on investment.</li> <li>Compact and easy to transport.</li> <li>Maximum digging depths vary from 1,8 m to 3,5 m.</li> <li>Clear line of sight into the hole from the operator's seat, making it easy to dig accurately with the provided controls.</li> <li>Backhoes R30S and R35S are fitted standard with the mechanical coupler "Klac system" for greater bucket commonality with the excavator bucket offering.</li> <li>Optional equipment includes rear stabilizers for increased performance and stability.</li> </ul> <p style="font-size: 10px; margin-top: 10px;">Note: Mounting kits may be required based on model.</p>

**Description:** Transform your Bobcat® loader into a powerful, efficient, economical and versatile excavator with a Bobcat backhoe. They are ideal for landscaping and nursery work, sewage systems and septic tanks, water and power lines and many other jobs.

TECHNICAL SPECIFICATIONS										
Description	Part Number	Digging Depth (mm)	Digging Force with Bucket (daN)	Digging Force with Dipper (daN)	Digging Reach (mm)	Hook-up System	Weight (kg)	Control Kit Required	Working Flow	First Use Installation Time
Backhoe, R30S, Non-CE	6979700	2990	2140	1377	3757	Klac™	840	No	Standard	None
Backhoe, R35S, Non-CE	7126559	3510	3130	2257	4272	Klac™	850	No	Standard	None

COMPATIBILITY CHARTS																								
Description	Part Number	Compact Track Loaders								Skid Steer Loaders														
		MT55	T450	T590/H	T66/H	T650/H	T76/H	T770/H	T870/H	S70	S100	S450	S510/H	S530/H	S550/H	S570/H	S590/H	S66/H	S630/H	S650/H	S76/H	S770/H	S850/H	
① Mounting Arm kit, R30S, R35S	7164262		X	X		X		X				X	X	X	X	X	X		X	X			X	X
Loader Mounting kit, R30S	7228276		X	X								X	X	X	X	X	X							
② Loader Mounting kit, R30S, R35S	7168488					X		X											X	X			X	
Loader Mounting kit, R30S, R35S**	7204239								X															X
③ Backhoe, R30S, Non-CE	6979700		X	X		X		X	X			X	X	X	X	X			X	X			X	X
Backhoe, R35S, Non-CE	7126559					X		X	X										X	X			X	X

WORKS BEST WITH REAR STABILIZERS!

\*\* To be ordered through Bobcat Parts

## COMPATIBILITY CHARTS

Description	Part Number	Capacity (L)	Backhoe R30S	Backhoe R35S
Digging Bucket, STD, 23 cm, Klac™ System D	7150069	27	X	X
Digging Bucket, STD, 25 cm, Klac™ System D	7138636	34	X	X
Digging Bucket, STD, 30 cm, Klac™ System D	7138637	43	X	X
Digging Bucket, STD, 40 cm, Klac™ System D	7138638	61	X	X
Digging Bucket, STD, 45 cm, Klac™ System D	7150070	68	X	X
Digging Bucket, STD, 50 cm, Klac™ System D	7138639	81	X	X
Digging Bucket, STD, 60 cm, Klac™ System D	7138640	100	X	X
Digging Bucket, STD, 70 cm, Klac™ System D	7138641	119	X	X
④ Digging Bucket, STD, 80 cm, Klac™ System D	7150071	136	X	X
Digging Bucket, HD, 30 cm, Klac™ System D	7235042.K	40	X	X
Digging Bucket, HD, 40 cm, Klac™ System D	7235054.K	60	X	X
Digging Bucket, HD, 45 cm, Klac™ System D	7235056.K	70	X	X
Digging Bucket, HD, 50 cm, Klac™ System D	7235058.K	80	X	X
Digging Bucket, HD, 60 cm, Klac™ System D	7235060.K	100	X	X
Digging Bucket, HD, 70 cm, Klac™ System D	7235062.K	120	X	X
Digging Bucket, HD, 75 cm, Klac™ System D	7158694.K	131	X	X
Digging Bucket, HD, 80 cm, Klac™ System D	7235064.K	140	X	X

## OPTIONS / ACCESSORIES

	Part Number	Compact Track Loaders								Skid Steer Loaders														
		MT55	T450	T590/H	T66/H	T650/H	T76/H	T770/H	T870/H	S70	S100	S450	S510/H	S530/H	S550/H	S570/H	S590/H	S66/H	S630/H	S650/H	S76/H	S770/H	S850/H	
Rear Stabilizers Mounting Kit	7152508		X	X		X							X	X	X	X	X		X	X				
Rear Stabilizers Mounting Kit	7152512							X	X													X	X	
Quick-Tach Rear Stabilizers**	6811449		X	X	X	X	X	X	X				X	X	X	X	X	X	X	X	X	X	X	X

## OPTIONS / ACCESSORIES


Description	Part Number	Weight
Rear Auxiliary Line Kit 400 series **	7249869	35
Rear Auxiliary Line Kit 500 series **	7229294	35
Rear Auxiliary Line Kit 600 series **	7231436	45
Rear Auxiliary Line Kit 700 series **	7220912	55
Rear Auxiliary Line Kit 800 series **	7214605	66

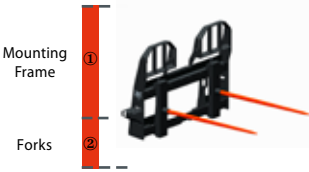
\*\* To be ordered through Bobcat Parts



# BALE FORK







Mounting Frame ①

Forks ②

**REQUIREMENTS**

Bale Fork: Need Mounting Frame and Forks.

**FEATURES & BENEFITS**

- The two spikes can stabilise the load.
- The bale forks mount very quickly to the Bobcat® pallet fork frame attachments.
- In between spacing can be easily adjusted.

**Description:** The pair of small diameter forks offer benefits over a single fork. They stabilise the load by balancing round bales and securing uneven bales.

## TECHNICAL SPECIFICATIONS





Description	Part Number	Frame Width (cm)	Frame Weight (kg)	Control Kit Required	Working Flow	First Use Installation Time
Pallet Fork Frame, Standard Duty	7297499	114.5	55	No	Standard	0.25 h
Pallet Fork Frame, Heavy Duty	7294305	114.5	69	No	Standard	0.25 h
Pallet Fork Frame, Severe Duty	7294332	130.7	103	No	Standard	0.25 h

## COMPATIBILITY CHARTS

Description	Part Number	Compact Track Loaders								Skid Steer Loaders														
		MT55	T450	T590/H	T66/H	T650/H	T76/H	T770/H	T870/H	S70	S100	S450	S510/H	S530/H	S550/H	S570/H	S590/H	S66/H	S630/H	S650/H	S76/H	S770/H	S850/H	
Pallet Fork Frame, Standard Duty	7297499		X	X	X	X	X				X	X	X	X	X	X	X	X	X	X	X			
① Pallet Fork Frame, Heavy Duty	7294305		X	X	X	X	X					X	X	X	X	X	X	X	X	X	X			
Pallet Fork Frame, Severe Duty	7294332		X	X	X	X	X	X	X			X	X	X	X	X	X	X	X	X	X	X	X	X
② Bale Forks, Set of 2	6815781		X	X	X	X		X	X		X	X	X	X	X	X	X	X	X	X		X	X	

# BORING UNIT



	REQUIREMENTS	FEATURES & BENEFITS
	<div style="display: flex; justify-content: space-around;"> <div style="text-align: center;"> <p>Boring Unit</p>  </div> <div style="text-align: center;"> <p>Boring Tools Kit</p>  </div> </div>  <p>Boring Unit: Includes drive unit and guide tool. Must order Boring Tools/ Drill Rods.</p>	<ul style="list-style-type: none"> <li>• Multiple frame positioning - allows the operator to position the machine right next to obstacles, such as buildings.</li> <li>• Bore as deep as 61 cm below the ground surface and as far as 913 cm horizontally.</li> <li>• Available with various sizes of bits, reamers and rock heads.</li> </ul>

**Description:** Save the time and expense of tearing up sidewalks, driveways and other paved areas to install irrigation lines or power and communication cables. The hydraulically powered attachment bores horizontally to accommodate pipe or cable up to 10 cm in diameter. After boring, it can pull the pipe or cable through the hole.

TECHNICAL SPECIFICATIONS							
Description	Part Number	Width (cm)	Maximum Boring Distance (m)	Weight (kg)	Control Kit Required	Working Flow	First Use Installation Time
Boring Unit, Non-CE	7110098	91	9.1	59	No	Standard	None

COMPATIBILITY CHARTS																								
Description	Part Number	Compact Track Loaders								Skid Steer Loaders														
		MT55	T450	T590/H	T66/H	T650/H	T76/H	T770/H	T870/H	S70	S100	S450	S510/H	S530/H	S550/H	S570/H	S590/H	S66/H	S630/H	S650/H	S76/H	S770/H	S850/H	
① Boring Unit, Non-CE	7110098	X								X														
② Boring Tools Kit: • 152 cm Drilling Rods (qty. 5) • 2 cm Boring Bit (qty. 1) • 2.2 cm Reamer Bit (qty. 2) • Swivel Shank • Button Repair Kit (qty. 12) • Uncoupling Tool (Use with up to (qty. 2) 1.3 cm outside diameter material)	7110583	X								X														

# BOX BLADE



	REQUIREMENTS	FEATURES & BENEFITS
	<p>Box Blade: Loader must be equipped with an Attachment Control Kit.</p>	<ul style="list-style-type: none"> <li>• Designed for precise grading.</li> <li>• Available with a fully integrated laser ready control system (must also order receiver).</li> <li>• Operated with switches mounted on the loader's steering levers.</li> <li>• Reversible cutting edge.</li> <li>• Grading width of 214 cm.</li> <li>• Comes standard with foam-filled tyres for added flotation.</li> </ul>

**Description:** The laser box blade is designed for precise grading and has a grade accuracy of 6 mm. The box blade without laser is intended for rough grading and landscaping applications. Both heavy duty box blades have a 214 cm grading width and a reversible cutting edge for longer life.

TECHNICAL SPECIFICATIONS									
Description	Part Number	Width (mm)	Blade Width Fully Angled (mm)	Blade Cutting Edge (reversible) (mm)	Grade Accuracy with Laser (mm)	Weight (kg)	Control Kit Required	Working Flow	First Use Installation Time
Box Blade, 214 cm	6906574	2140	2134	12.7 x 152	-	463	No	Standard	0.25 h
Box Blade, 214 cm, with Laser Mounting	6906676	2140	2134	12.7 x 152	± 6	481	Yes	Standard	0.25 h

COMPATIBILITY CHARTS																								
Description	Part Number	Compact Track Loaders								Skid Steer Loaders														
		MT55	T450	T590/H	T66/H	T650/H	T76/H	T770/H	T870/H	S70	S100	S450	S510/H	S530/H	S550/H	S570/H	S590/H	S66/H	S630/H	S650/H	S76/H	S770/H	S850/H	
Box Blade, 214 cm	6906574		X	X	X	X	X						X	X	X	X	X	X	X	X	X	X	X	
① Box Blade, 214 cm, with Laser Mounting Laser Receiver, BLR2	6906676 7160486		X	X	X	X	X						X	X	X	X	X	X	X	X	X	X	X	
Note: 7-Pin Attachment Control Kit is installed as standard on High Flow (H) machines.																								
② 7-Pin Attachment Control Kit **	7128426		X	X		X							X	X	X	X	X		X	X		X		
7-Pin Attachment Control Kit **	7392835				X		X										X				X			

OPTIONS / ACCESSORIES	
Description	Part Number
Laser Transmitter, Dual Slope, Trimble GL722	6680073
Laser Transmitter, Dual Slope, Trimble GL422N (includes CR600 Receiver)	7275232
Laser Receiver, BLR2	7160486
Tripod	6688806

\*\* To be ordered through Bobcat Parts





## PRECISION LEVELLING WITH THE BOX BLADE

- ▶ Comes with a 214 cm blade
- ▶ Laser mounting and control system optional

Learn more on page 34.



**Bobcat**®

MORE INFO ON [WWW.BOBCAT.COM](http://WWW.BOBCAT.COM)


*One Tough Animal.*


# BREAKER



## REQUIREMENTS

## FEATURES & BENEFITS





Breaker includes: Nail Point, fixing cap bolts, gauge tool and hose protector. Special Application Kit must be installed on the machine.

- The cylindrical design improves access to jobs in confined areas, providing accurate attachment operation in more operating environments.
- Upper and lower shock absorbers isolate the breaker from the housing, reducing noise and vibration to deliver operator comfort without sacrificing performance. Silenced standard for all breaker models.
- Diaphragm-type accumulators reduce maintenance by preventing slow leaks.
- Long-life breakers designed for all demolition jobs with minimal maintenance.
- The innovative steel ring feature allows retaining the tool bushing, protecting the grease access and provides a quick tool change solution.
- Designed for minimum downtime and with few service parts to reduce operation cost and improve overall lifetime of the attachment.
- Bobcat® breakers produce low recoil and minimal hydraulic pressure spike to their carriers.

**Description:** Bobcat® breakers offer high performance, low maintenance, and are easy to use. All breakers feature a frame with a cylindrical design, providing improved access to jobs in confined areas. All breakers have a silenced housing as standard.

## TECHNICAL SPECIFICATIONS

Description	Part Number	Flow (L/min)	Blow Rate - Soft Ground (beats/min)	Blow Rate - Hard Ground (beats/min)	Operating Pressure (bar)	Weight (kg)	Control Kit Required	Working Flow	First Use Installation Time
Breaker, HB580	7113418	17 - 35	1220	1350	120	111	No	Standard	2 h
Breaker, HB680	7113419	25 - 50	1220	1340	120	150	No	Standard	2 h
Breaker, HB880	7113420	30 - 65	1150	1310	120	220	No	Standard	2 h
Breaker, HB980	7113421	40 - 75	855 - 1060	1170 - 1450	120	280	No	Standard	2 h
Breaker, HB1180	7115923	55 - 100	680 - 1070	820 - 1280	125	372	No	Standard	2 h
Breaker, HB1380	7157576	70 - 120	780 - 1030	900 - 1230	125	385	No	Standard	2 h
Breaker, HB2380	7133203	75 - 125	690	910	130	405	No	Standard	2 h

## COMPATIBILITY CHARTS

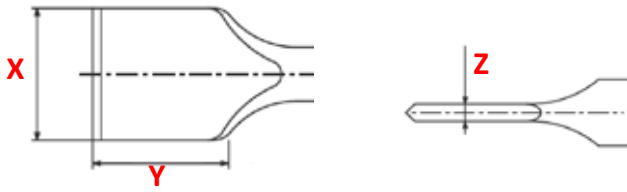
Description	Part Number	Compact Track Loaders								Skid Steer Loaders														
		MT55	T450	T590/H	T66/H	T650/H	T76/H	T770/H	T870/H	S70	S100	S450	S510/H	S530/H	S550/H	S570/H	S590/H	S66/H	S630/H	S650/H	S76/H	S770/H	S850/H	
① Hose Kit	6727411	X								X														
Hose Kit	7114764		X	X	X	X	X	X	X		X	X	X	X	X	X	X	X	X	X	X	X	X	X
② Bolt-on Mounting Frame	7113736.EA	X								X														
Bolt-on Mounting Frame for HB880, HB980	7113737.EA		X	X	X	X	X	X			X	X	X	X	X	X	X	X	X	X	X	X	X	
Bolt-on Mounting Frame for HB1180, HB1380, HB2380	7115937.EA					X	X	X	X										X	X	X	X	X	X
Breaker, HB580	7113418									X														
Breaker, HB680	7113419	X								X														
Breaker, HB880	7113420		X	X	X						X <sup>1</sup>	X	X	X	X	X	X	X						
③ Breaker, HB980	7113421		X	X	X	X	X	X			X <sup>2</sup>	X	X	X	X	X	X	X	X	X	X	X	X	
Breaker, HB1180	7115923					X	X	X	X										X	X	X	X	X	X
Breaker, HB1380	7157576							X	X													X	X	
Breaker, HB2380	7133203							X	X													X	X	

<sup>1</sup>Loader with SJC needs to be equipped with 86626512\*\*

<sup>2</sup>Loader with SJC needs to be equipped with 86637816\*\*

\*\* To be ordered through Bobcat parts

Tools Selection



**OPTIONS/ACCESSORIES**

Description	Tools Selection	HB580	HB680	HB880	HB980	HB1180	HB1380	HB2380
InLine Wide Chisel *	A	7144668	7144678	7144693	7144704	7144715	7163372	7144725
Nail Point *	B	7144665	7149302	7144690	7144701	7144712	7163369	7144722
CrossCut Asphalt Chisel *	C	7144669	7144679	7144694	7144705	7144716	7163373	7144726
InLine Chisel **	D	7144664	7144674	7144689	7144700	7144711	7163368	7144721
Blunt Point *	E	7144671	7144681	7144696	7144707	7144718	7163375	7144728
Tamping Pad and Tool *	F	7144672	7144682	7144697	7144708	7144719	X	X
CrossCut Chisel *	G	7144663	7144673	7144688	7144699	7144710	7163367	7144720
Conical Point *	H	7144666	7144676	7144691	7144702	7144713	7163370	7144723
CrossCut Wide Chisel *	I	7144667	7144677	7144692	7144703	7144714	7163371	7144724
InLine Asphalt Chisel *	J	7144670	7144680	7144695	7144706	7144717	7163374	7144727

**OPTIONS/ACCESSORIES**

Description	Dimension	Tools Selection	HB580	HB680	HB880	HB980	HB1180	HB1380	HB2380
In-Line Wide Chisel *	X × Y × Z (mm)	A	115 × 120 × 15	115 × 120 × 15	130 × 130 × 17	200 × 180 × 22	160 × 140 × 17	180 × 150 × 18	200 × 180 × 22
Nail Point *	(° Angle)	B	30	30	30	30	30	30	30
CrossCut Asphalt Chisel *	X × Y × Z (mm)	C	115 × 120 × 15	115 × 120 × 15	130 × 130 × 17	200 × 180 × 22	160 × 140 × 17	180 × 150 × 18	200 × 180 × 22
In-Line Chisel *	(° Angle)	D	30	30	30	30	30	30	30
Blunt Point *	(Ø in mm)	E	43	53	61	68	76	84	94
Tamping Pad and Tool *	(mm)	F	200 × 200	200 × 200	200 × 200	200 × 200	200 × 200	na	na
CrossCut Chisel *	(mm)	G	47	55	65	72	77	85	95
Conical Point *	(° Angle)	H	30	30	30	30	30	30	30
CrossCut Wide Chisel *	X × Y × Z (mm)	I	115 × 120 × 15	115 × 120 × 15	130 × 130 × 17	200 × 180 × 22	160 × 140 × 17	180 × 150 × 18	200 × 180 × 22
In-Line Asphalt Chisel *	X × Y × Z (mm)	J	115 × 120 × 15	115 × 120 × 15	130 × 130 × 17	200 × 180 × 22	160 × 140 × 17	180 × 150 × 18	200 × 180 × 22



**Special application kit must be installed on the machine. \***

\* To be ordered through Bobcat Parts



# BRUSH SAW



	REQUIREMENTS	FEATURES & BENEFITS
	 <p data-bbox="606 638 949 716">Brush Saw: Special Application Kit must be installed on loader when operating the Brush Saw.</p>	<ul data-bbox="957 342 1527 571" style="list-style-type: none"> <li>• High-torque, low-speed motor increases efficiency while decreasing stalling.</li> <li>• Manual 3-position boom angle.</li> <li>• Left side discharge.</li> <li>• Steel deflector shields protect operator and loader from flying debris.</li> <li>• Cut slightly below ground level to minimise stumps.</li> <li>• It has the ability to cut beyond mounting frame of saw when angled to the left.</li> <li>• Equipped with a 70cm high-tensile steel blade</li> </ul> <p data-bbox="957 582 1527 638">Note: The use of the Brush Saw requires a special application kit to be installed on the machine.</p>

**Description:** The Bobcat® brush saw attachment is a quick, convenient way to remove unwanted brush. It's ideal for cutting firebreaks, clearing pastures and grasslands, and cleaning road and utility line right-of-ways. The brush saw can cut slightly below ground level to minimise stumps often left by tree shears. The steel deflector shields protect the operator and loader from flying debris.

## TECHNICAL SPECIFICATIONS

Description	Part Number	Disc Diameter (mm)	Disc Speed (rpm)	Number of Cutting Teeth	Flow Range (L/min)	Weight (kg)	Control Kit Required	Working Flow	First Use Installation Time
Brush Saw, 75	7121030	750	400	16	56-87	267	No	Standard	None

## COMPATIBILITY CHARTS

Description	Part Number	Compact Track Loaders								Skid Steer Loaders														
		MT55	T450	T590/H	T66/H	T650/H	T76/H	T770/H	T870/H	S70	S100	S450	S510/H	S530/H	S550/H	S570/H	S590/H	S66/H	S630/H	S650/H	S76/H	S770/H	S850/H	
Brush Saw, 75	7121030		X	X	X	X	X	X	X		X	X	X	X	X	X	X	X	X	X	X	X	X	X



**Special application kit 7128395 must be installed on the machine. \*\***

\*\* To be ordered through Bobcat Parts



# BRUSHCAT™ ROTARY CUTTER



## REQUIREMENTS

## FEATURES & BENEFITS



Brushcat™ Rotary Cutter: Comes standard with a 7 cm Offset Blade and Front Wheels. Cutting height of 7.6 cm.

- Double-edge blade provides increased blade life by bidirectional cutter rotation (achieved by switching the hydraulic hoses at the drive motor)
- Direct hydraulic drive dampens impact loads and eliminates the need for shear pins or drive clutches.
- Front disks allow to better traverse uneven terrain while reducing operator fatigue.
- Floation linkage allows the deck to float over ground contours, keeping it in contact with the surface for optimum performance.
- Floating frame allows oscillation +/- 10 degrees
- Patented blade shutoff device stops blade rotation when rotary cutter is raised off the ground.

**Description:** Handle tough brush clearing and landscaping applications easily with the Brushcat™ rotary cutter. This attachment easily cuts through the toughest grass and brush while mulching small branches and saplings up to 7.6 cm in diameter. This tool is ideal for clearing lakefront property, construction sites, power line access roads, trails and ditches.

## TECHNICAL SPECIFICATIONS

Description	Part Number	Cutting width (mm)	Cutting height (mm)	Flow range (L/min)	Tip speed	Weight (kg)	Control Kit Required	Working Flow	First Use Installation Time
Brushcat™ Rotary Cutter Standard Flow: RC66S	7234049	1676	76.2	57.0 - 91.0	57.9 m/sec. @ 57 l/min 92.6 m/sec. @ 91 l/min	652	No	Standard	None
Brushcat™ Rotary Cutter High Flow: RC66H	7233014	1676	76.2	91.0 - 136.0	57.9 m/sec. @ 91 l/min 86.8 m/sec. @ 136 l/min	652	No	High Flow	None
Brushcat™ Rotary Cutter Standard Flow: RC72S	7218087	1829	76.2	57.0 - 98.0	50.4 m/sec. @ 57 l/min 87.4 m/sec. @ 98 l/min	680	No	Standard	None
Brushcat™ Rotary Cutter High Flow: RC72H	7233002	1829	76.2	91.0 - 121.0	50.4 m/sec. @ 91 l/min 84 m/sec. @ 121 l/min	680	No	High Flow	None
Brushcat™ Rotary Cutter High Flow: RC80H	7233092	2032	76.2	91.0 - 151.0	55.5 m/sec. @ 91 l/min 92.5 m/sec. @ 151 l/min	717	No	High Flow	None

## COMPATIBILITY CHARTS

Description	Part Number	Compact Track Loaders								Skid Steer Loaders														
		MT55	T450	T590/H	T66/H	T650/H	T76/H	T770/H	T870/H	S70	S100	S450	S510/H	S530/H	S550/H	S570/H	S590/H	S66/H	S630/H	S650/H	S76/H	S770/H	S850/H	
Brushcat™ Rotary Cutter Standard Flow: RC66S	7234049		X	X									X	X	X	X	X	X						
Brushcat™ Rotary Cutter High Flow: RC66H	7233014			X*									X*	X*	X*	X*	X*							
Brushcat™ Rotary Cutter Standard Flow: RC72S	7218087			X	X	X	X						X	X	X	X	X	X	X	X	X	X	X	X
Brushcat™ Rotary Cutter High Flow: RC72H	7233002			X*	X*	X*	X*										X*	X*	X*	X*	X*	X*	X*	X*
Brushcat™ Rotary Cutter High Flow: RC80H	7233092					X*		X*	X*								X*	X*	X*	X*	X*	X*	X*	X*

\* High flow machines only

# BUCKET, DIRT



Dirt Buckets: Have predrilled holes to accept bolt-on cutting edge or bolt-on teeth.

## FEATURES & BENEFITS

- Flat back assures a secure attaching area for the Bob-Tach™ mounting system.
- Low heel makes cutting grade and backdragging easier.
- Replacable cutting edges.
- Side cutting edges give better performance, increase strenght and extend bucket life.

**Description:** Ideal for everything from digging to material handling. Dirt buckets offer good cutting edge visibility and excellent bucket breakout force for better digging and easier bucket filling.




## TECHNICAL SPECIFICATIONS

Description	Part Number	Width (cm)	Capacity SAE Heaped (L)	Bucket Back Angle (°)	Accepts Maximum Number of Teeth	Weight (kg)	Length (cm)	Height (cm)	First Use Installation Time
Bucket, Dirt, 91 cm	7117432.EA	91	130	70	6	76	63	51	None
Bucket, Dirt, 112 cm	7117433.EA	112	160	70	7	85	63	51	None
Bucket, Dirt, 127 cm	7117434.EA	127	190	70	7	92	63	51	None

## COMPATIBILITY CHARTS

Description	Part Number	Compact Track Loaders								Skid Steer Loaders														
		MT55	T450	T590/H	T66/H	T650/H	T76/H	T770/H	T870/H	S70	S100	S450	S510/H	S530/H	S550/H	S570/H	S590/H	S66/H	S630/H	S650/H	S76/H	S770/H	S850/H	
Bucket, Dirt, 91 cm	7117432.EA	X								X														
Bucket, Dirt, 112 cm	7117433.EA	X								X														
Bucket, Dirt, 127 cm	7117434.EA										X													

## OPTIONS / ACCESSORIES

Description	Dirt Bucket 91 cm	Dirt Bucket 112 cm	Dirt Bucket 127 cm		
	7117432.EA	7117433.EA	7117434.EA		Bolt-On Teeth
					Bolt-On Cutting Edge
Bolt-On Teeth Kit (Set of 7) **	6728247	6728247	6728247		
Bolt-On Cutting Edge **	6729042	6729043	7104502		
Bucket Bite Tooth Bar **	-	7125548	7125549		Bucket Bite Tooth Bar
Side Utility Plate Kit **	7125270	7125270	7125270		

\*\* To be ordered through Bobcat Parts







# BUCKET (CI), CONSTRUCTION / INDUSTRIAL



Construction/Industrial Buckets (CI):  
Have predrilled holes to accept bolt-on cutting edge or bolt-on teeth.

## FEATURES & BENEFITS

- Ideal for everything from tough digging to material handling
- Good cutting edge visibility
- Excellent bucket breakout force for better digging and easier bucket filling







**Description:** The strongest of all Bobcat® buckets. Ideal for everything from tough digging to material handling. Construction / industrial buckets offer good cutting edge visibility and excellent bucket breakout force for better digging and easier bucket filling. Heavy-duty construction / industrial buckets offer even more features required for severe-duty use.





## TECHNICAL SPECIFICATIONS

Description	Part Number	Width (cm)	Capacity SAE Heaped (L)	Bucket Back Angle (°)	Accepts Maximum Number of Teeth	Weight (kg)	Length (cm)	Height (cm)	First Use Installation Time
Bucket, C/I, 127 cm	7160274.EA	127	270	70	6	160	81	54	None
Bucket, C/I, 142 cm	6737399.EA	142	310	70	6	194	81	54	None
Bucket, C/I, 157 cm	6731403.EA	157	360	70	7	211	81	54	None
Bucket, C/I, 173 cm	6731406.EA	173	400	70	7	213	81	54	None
Bucket, C/I, 188 cm	6731409.EA	188	440	70	8	242	81	54	None
Bucket, C/I, 203 cm	6731412.EA	203	470	70	8	256	81	54	None
Bucket, C/I, 173 cm, Heavy Duty	7124426.EA	173	532	70	7	291	97	61	None
Bucket, C/I, 188 cm, Heavy Duty	6732305.EA	188	580	70	8	309	97	61	None
Bucket, C/I, 203 cm, Heavy Duty	6726344.EA	203	630	70	8	332	97	61	None
Bucket, C/I, 213 cm, Heavy Duty	7125917.EA	213	670	70	8	344	97	61	None
Bucket, C/I, 224 cm, Heavy Duty	6726328.EA	224	700	70	9	351	97	61	None
Bucket, C/I, 208 cm, Severe Duty	7173162.EA	208	650	70	8	383	97	61	None
Bucket, C/I, 223 cm, Severe Duty	7173161.EA	224	700	70	9	403	97	61	None

## COMPATIBILITY CHARTS

Description	Part Number	Compact Track Loaders							Skid Steer Loaders															
		MT55	T450	T590/H	T66/H	T650/H	T76/H	T770/H	T870/H	S70	S100	S450	S510/H	S530/H	S550/H	S570/H	S590/H	S66/H	S630/H	S650/H	S76/H	S770/H	S850/H	
Bucket, C/I, 127 cm	7160274.EA									X														
Bucket, C/I, 142 cm	6737399.EA		X								X													
Bucket, C/I, 157 cm	6731403.EA		X								X	X	X	X	X	X								
Bucket, C/I, 173 cm	6731406.EA		X	X							X	X	X	X	X	X	X	X	X	X	X	X	X	X
Bucket, C/I, 188 cm	6731409.EA			X	X	X	X				X	X	X	X	X	X	X	X	X	X	X	X	X	X
Bucket, C/I, 203 cm	6731412.EA				X	X	X	X									X	X	X	X	X	X	X	X
Bucket, C/I, Heavy Duty, 173 cm	7124426.EA			X	X	X						X	X	X	X	X	X	X	X	X	X	X	X	X
Bucket, C/I, Heavy Duty, 188 cm	6732305.EA			X	X	X	X										X	X	X	X	X	X	X	X
Bucket, C/I, Heavy Duty, 203 cm	6726344.EA				X	X	X	X	X								X	X	X	X	X	X	X	X
Bucket, C/I, Heavy Duty, 213 cm	7125917.EA				X	X	X	X	X								X		X	X	X	X	X	X
Bucket, C/I, Heavy Duty, 224 cm	6726328.EA								X	X												X	X	X
Bucket, C/I, Severe Duty, 208 cm	7173162.EA								X													X	X	X
Bucket, C/I, Severe Duty, 223 cm	7173161.EA								X	X												X	X	X

OPTIONS / ACCESSORIES							
Description	C/I Bucket 127 cm	C/I Bucket 142 cm	C/I Bucket 157 cm	C/I Bucket 173 cm	C/I Bucket 188 cm	C/I Bucket 203 cm	
	7160274.EA	6737399.EA	6731403.EA	6731406.EA	6731409.EA	6731412.EA	 Utility Grapple
Utility Grapple, 140 cm	-	-	7176977	7176977	7176977	7176977	
Bolt-On Teeth Kit (Set of 8) **	6737322	6737322	6737322	6737322	6737322	6737322	 Bolt-On Teeth
Bolt-On Cutting Edge **	7160267	7102450	6718005	6718006	6718007	6718008	
Spill Guard Kit • Includes two 40 cm Spill Guards and Hardware. Protects tilt cylinders and Bob-Tach™ pivot point area from debris. **	6725979	6725979	6725979	6725979	6725979	6725979	 Bolt-On Cutting Edge
Bucket Spill Guard, Standard • Includes a see through 112 cm Spill Guard and Hardware. Protects the operator, cab, tilt cylinders and Bob-Tach™ pivot area from debris.	-	-	7196474	7196474	7196474	7196474	 Bucket Spill Guard
Bucket Bite Tooth Bar **	-	7125550	6905314	6905315	6905316	6905317	 Bucket Bite Tooth Bar
Bolt-On Side Guard Kit • Hardware included. Changes C/I Bucket Profile to Utility Profile. **	-	6725980	6725980	6725980	6725980	6725980	 Bolt-On Side Guard

OPTIONS / ACCESSORIES								
Description	C/I Bucket 173 cm Heavy Duty	C/I Bucket 188 cm Heavy Duty	C/I Bucket 203 cm Heavy Duty	C/I Bucket 213 cm Heavy Duty	C/I Bucket 224 cm Heavy Duty	C/I Bucket 208 cm Severe Duty	C/I Bucket 223 cm Severe Duty	
	7124426.EA	6732305.EA	6726344.EA	7125917.EA	6726328.EA	7173162.EA	7173161.EA	 Bolt-On Teeth
Bolt-On Teeth Kit **	7107336 (set of 8)	7107336 (set of 8)	7107336 (set of 8)	7107336 (set of 8)	7107336 (set of 8)	7173896 (set of 8)	7173895 (set of 9)	
Bolt-On Cutting Edge **	6718006	6718007	6718008	7125924	6727317	7172352	6727317	 Bolt-On Cutting Edge
Bolt **	-	-	-	-	-	95G1040 (x16)	95G1040 (x18)	
Nut **	-	-	-	-	-	57D10 (x16)	57D10 (x18)	
Bucket Spill Guard, Standard • Includes a see through 112 cm Spill Guard and Hardware. Protects the operator, cab, tilt cylinders and Bob-Tach™ pivot area from debris.	7196474	7196474	7196474	7196474	7196474	7196475	7196475	 Bucket Spill Guard
Bolt-On Side Guard Kit • Hardware included. • Changes C/I Bucket Profile to Utility Profile. **	6728353	6728353	6728353	6728353	6728353	-	-	 Bolt-On Side Guard

\*\* To be ordered through Bobcat Parts



# BUCKET (GP), GENERAL PURPOSE



REQUIREMENTS
FEATURES & BENEFITS

General Purpose Buckets (GP): Have predrilled holes to accept bolt-on cutting edge or bolt-on teeth.

- Round back design enhances bucket loading and cleanout
- Flat back assures a secure attaching area for the Bob-Tach™ mounting system
- Low heel makes cutting grade and backdragging easier
- Replacable cutting edges
- Side cutting edges give better performance, increase strenght and extend bucket life

**Description:** General purpose buckets have a longer bottom than the dirt style. They offer excellent cutting edge visibility and good breakout force. General purpose buckets are ideal for light duty and medium duty grading and levelling applications as well as material handling.

TECHNICAL SPECIFICATIONS									
Description	Part Number	Width (cm)	Capacity SAE Heaped (L)	Bucket Back Angle (°)	Accepts Maximum Number of Teeth	Weight (kg)	Length (cm)	Height (cm)	First Use Installation Time
Bucket, General Purpose, 91 cm	7114488.EA	91	170	70	6	84	76	51	None
Bucket, General Purpose, 112 cm	7114581.EA	112	210	70	7	94	76	51	None
Bucket, General Purpose, 127 cm, S70	7114583.EA	127	240	70	7	101	76	51	None
Bucket, General Purpose, 127 cm, S100	7114582.EA	127	240	70	7	101	76	51	None
Bucket, General Purpose, 142 cm	7114584.EA	142	270	70	6	108	76	51	None
Bucket, General Purpose, 158 cm	7114585.EA	158	300	70	7	117	76	51	None
Bucket, General Purpose, 173 cm	7114586.EA	173	330	70	7	124	76	51	None
Bucket, General Purpose, 188 cm	7114587.EA	188	360	70	8	132	76	51	None

COMPATIBILITY CHARTS																	
Description	Part Number	Compact Track Loaders								Skid Steer Loaders							
		MT55	T450	T590/H	T66/H	T650/H	T76/H	T770/H	T870/H	S70	S100	S450	S510/H	S530/H	S550/H	S570/H	S590/H
		S66/H	S630/H	S650/H	S76/H	S770/H	S850/H										
Bucket, General Purpose, 91 cm	7114488.EA	X								X							
Bucket, General Purpose, 112 cm	7114581.EA	X								X							
Bucket, General Purpose, 127 cm, S70	7114583.EA									X							
Bucket, General Purpose, 127 cm, S100	7114582.EA									X							
Bucket, General Purpose, 142 cm	7114584.EA									X	X						
Bucket, General Purpose, 158 cm	7114585.EA										X	X	X	X	X		
Bucket, General Purpose, 173 cm	7114586.EA										X	X	X	X	X		
Bucket, General Purpose, 188 cm	7114587.EA										X	X	X	X	X		

OPTIONS / ACCESSORIES								
Description	GP Bucket 91 cm	GP Bucket 112 cm	GP Bucket 127 cm (S70)	GP Bucket 127 cm (S100)	GP Bucket 142 cm	GP Bucket 158 cm	GP Bucket 173 cm	GP Bucket 188 cm
		7114488.EA	7114581.EA	7114583.EA	7114582.EA	7114584.EA	7114585.EA	7114586.EA
Utility Grapple, 81 cm	7125370	7125370	7125370	7125370	7125370	-	-	-
Utility Grapple, 140 cm	-	-	-	-	-	7176783	7176783	7176783
Bolt-On Teeth Kit (Set of 7) **	6728247	6728247	6728247	6728247	6728247	6728247	6728247	6728247
Bolt-On Cutting Edge **	6729042	6729043	7104502	7104502	7125269	6732406	7104508	7104510
Bucket Bite Tooth Bar **	-	7125548	7125549	7125549	7125550	6905314	6905315	6905316
Side Utility Plate Kit (set of 2)**	7104358	7104358	7104358	7104358	7104358	7104358	7104358	7104358

\*\* To be ordered through Bobcat Parts



# BUCKET (LP), LOW PROFILE



Low Profile Buckets: Have predrilled holes to accept bolt-on cutting edge or bolt-on teeth.

## REQUIREMENTS

## FEATURES & BENEFITS

- Ideal for everything from tough digging to material handling.
- Good cutting edge visibility.
- Excellent bucket breakout force for better digging and easier bucket filling.

**Description:** These buckets have a longer bottom than the construction/industrial style. They offer excellent cutting edge visibility and good bucket breakout force. Low Profile buckets are ideal for grading and levelling applications as well as material handling.

## TECHNICAL SPECIFICATIONS

Description	Part Number	Width (cm)	Capacity SAE Heaped (L)	Bucket Back Angle (°)	Accepts Maximum Number of Teeth	Weight (kg)	Length (cm)	Height (cm)	First Use Installation Time
Bucket, Low Profile, 127 cm	7161031.EA	127	310	70	6	184	90	54	None
Bucket, Low Profile, 142 cm	7101903.EA	142	370	70	6	194	90	54	None
Bucket, Low Profile, 157 cm	6731415.EA	157	410	70	7	219	90	54	None
Bucket, Low Profile, 173 cm	6731418.EA	173	450	70	7	234	90	54	None
Bucket, Low Profile, 188 cm	6731421.EA	188	500	70	8	242	90	54	None
Bucket, Low Profile, 203 cm	6731424.EA	203	540	70	8	266	90	54	None

## COMPATIBILITY CHARTS

Description	Part Number	Compact Track Loaders								Skid Steer Loaders														
		MT55	T450	T590/H	T66/H	T650/H	T76/H	T770/H	T870/H	S70	S100	S450	S510/H	S530/H	S550/H	S570/H	S590/H	S66/H	S630/H	S650/H	S76/H	S770/H	S850/H	
Bucket, Low Profile, 127 cm	7161031.EA									X														
Bucket, Low Profile, 142 cm	7101903.EA		X									X												
Bucket, Low Profile, 157 cm	6731415.EA		X									X	X	X	X	X	X							
Bucket, Low Profile, 173 cm	6731418.EA		X	X	X							X	X	X	X	X	X	X	X	X	X	X	X	X
Bucket, Low Profile, 188 cm	6731421.EA			X	X	X	X						X	X	X	X	X	X	X	X	X	X	X	X
Bucket, Low Profile, 203 cm	6731424.EA					X	X	X										X	X	X	X			

## OPTIONS / ACCESSORIES

Description	Low Profile Bucket 127 cm	Low Profile Bucket 142 cm	Low Profile Bucket 157 cm	Low Profile Bucket 173 cm	Low Profile Bucket 188 cm	Low Profile Bucket 203 cm
	7161031.EA	7101903.EA	6731415.EA	6731418.EA	6731421.EA	6731424.EA
Utility Grapple, 140 cm	-	-	7176977	7176977	7176977	7176977
Bolt-On Teeth Kit (set of 8) **	6737322	6737322	6737322	6737322	6737322	6737322
Bolt-On Cutting Edge **	7160267	7102450	6718005	6718006	6718007	6718008
Spill Guard Kit • Includes two 40 cm Spill Guards and Hardware. Protects tilt cylinders and Bob-Tach™ pivot point area from debris. **	6725979	6725979	6725979	6725979	6725979	6725979
Bucket Spill Guard, Standard • Includes a see through 112 cm Spill Guard and Hardware. Protects the operator, cab, tilt cylinders and Bob-Tach™ pivot area from debris.			7196474	7196474	7196474	7196474
Bolt-On Side Guard Kit • Hardware included. Changes Low Profile Bucket to Utility Profile. **			6725981	6725981	6725981	6725981

\*\* To be ordered through Bobcat Parts







# BUCKET, LOAD & CARRY



Load and Carry Buckets: Have predrilled holes to accept bolt-on cutting edge or bolt-on teeth.

## REQUIREMENTS

## FEATURES & BENEFITS

- With its large load capacity our Load and Carry bucket can move material quick and effective from one side of the jobsite to another.
- Offers the volumes - 0,85 m<sup>3</sup> - but more endurance than a Light Material bucket.
- Equipped with a cutting edge and side cutting wedges.
- Option of teeth and teeth protection (for road homologation).

**Description:** Ideal solution for carrying light construction materials, hops or seed, engineered for easy filling and reduced spillage.

## TECHNICAL SPECIFICATIONS

Description	Part Number	Width (cm)	Capacity SAE Heaped (L)	Bucket back angle (°)	Accepts max. n° of teeth	Weight (Kg)	Length (cm)	Height (cm)	First use installation time
Bucket, Load and Carry, 194 cm	7268350	194	850	65	7	333	105	80	None

## COMPATIBILITY CHARTS

Description	Part Number	Compact Track Loaders								Skid Steer Loaders															
		MT55	T450	T590/H	T66/H	T650/H	T76/H	T770/H	T870/H	S70	S100	S450	S510/H	S530/H	S550/H	S570/H	S590/H	S66/H	S650/H	S66/H	S76/H	S770/H	S850/H		
Bucket, Load and Carry, 194 cm	7268350																							X	

## OPTIONS / ACCESSORIES

Description	Part Number	Hardware included	First Use Installation Time
Bolt-on Teeth kit (Set of 7)	7268346	Yes	1 h
Protection Plate for teeth*	7268349	Yes	None

\*Mandatory for road homologation

# BUCKET, COMBINATION



		REQUIREMENTS	FEATURES & BENEFITS
		<p>Combination Bucket: It is recommended to use the port relief valve 6684646 for S450/T450 and larger</p>	<ul style="list-style-type: none"> <li>• Ideal for dozing, grappling, levelling, digging, loading and dumping.</li> <li>• Built with heavy-duty cutting edges and protected cylinders for long life.</li> </ul>

**Description:** Dozing, grappling, levelling, digging, loading and dumping. This multi-purpose bucket does it all. Use it on demolition, construction, landscaping and municipal jobs. It's designed to provide optimum digging force and the interlocking serrated grapple edges hold objects securely.

TECHNICAL SPECIFICATIONS										
Description	Part Number	Width (cm)	Capacity SAE Heaped (L)	Tooth Type	Accepts Maximum Number of Teeth	Weight (kg)	Length (cm)	Height (cm)	Jaw Opening (cm)	First Use Installation Time
Combination Bucket, 158 cm	7167310	158	303	Without teeth	7	366	88	72	73	2.5 h
Combination Bucket, 173 cm	7167311	173	334	Without teeth	7	386	88	72	73	2.5 h
Combination Bucket, 188 cm	7167312	188	379	Without teeth	8	407	88	72	73	2.5 h
Combination Bucket, 203 cm	7167313	203	518	Without teeth	8	487	88	72	73	2.5 h
Combination Bucket, 213 cm	7167314	213	546	Without teeth	9	503	88	72	73	2.5 h

COMPATIBILITY CHARTS																								
Description	Part Number	Compact Track Loaders							Skid Steer Loaders															
		MT55	T450	T590/H	T66/H	T650/H	T76/H	T770/H	T870/H	S70	S100	S450	S510/H	S530/H	S550/H	S570/H	S590/H	S66/H	S630/H	S650/H	S76/H	S770/H	S850/H	
Combination Bucket, 158 cm	7167310		X									X	X	X	X	X	X							
Combination Bucket, 173 cm	7167311			X	X	X	X					X	X	X	X	X	X	X	X	X	X	X	X	
Combination Bucket, 188 cm	7167312			X	X	X	X	X						X	X	X	X	X	X	X	X	X	X	
Combination Bucket, 203 cm	7167313					X	X	X											X	X	X	X	X	
Combination Bucket, 213 cm	7167314					X	X	X															X	

OPTIONS / ACCESSORIES			
Description	Part Number	Hardware included	First Use Installation Time
Bolt-On Teeth Kit, 158 cm - 213 cm, (Set of 8) **	6737322	Yes	1 h
Hensley Forged Tooth Point (Qty. 1) **	7107317	Yes	-
Hensley Tiger Tooth Point (Qty. 1) **	7107320	Yes	-
Hensley Twin Tiger Tooth Point (Qty. 1) **	7107321	Yes	-
Bolt-On Cutting Edge, 158 cm **	6718005	No	1.5 h
Bolt-On Cutting Edge, 173 cm **	6718006	No	1.5 h
Bolt-On Cutting Edge, 188 cm **	6718007	No	1.5 h
Bolt-On Cutting Edge, 203 cm **	6718008	No	1.5 h
Bolt-On Cutting Edge, 213 cm **	6807069	No	1.5 h

\*\* To be ordered through Bobcat Parts



# BUCKET, FERTILISER AND GRAIN



## REQUIREMENTS

## FEATURES & BENEFITS



Fertiliser & Grain Buckets: Have predrilled holes to accept bolt-on cutting edge.

- Large capacities.
- More roll-back range. The greater roll-back allows granular materials to be easily held in the bucket by minimising spillage over the front edge.

**Description:** Fertiliser buckets have large capacities and more roll-back range. The greater roll-back allows granular materials to be easily held in the bucket by minimising spillage over the front edge. Applications include fertiliser and grain handling.



## TECHNICAL SPECIFICATIONS

Description	Part Number	Width (cm)	Capacity SAE Heaped (L)	Bucket Back Angle (°)	Accepts Maximum Number of Teeth	Weight (kg)	Length (cm)	Height (cm)	First Use Installation Time
Bucket, Fertiliser & Grain, 152 cm	6558681.EA	152	470	60	0	162	101	57	None
Bucket, Fertiliser & Grain, 168 cm	6706479.EA	168	860	60	0	227	101	57	None
Bucket, Fertiliser & Grain, 183 cm	6706483.EA	183	930	60	0	230	101	57	None

## COMPATIBILITY CHARTS

Description	Part Number	Compact Track Loaders								Skid Steer Loaders														
		MT55	T450	T590/H	T66/H	T650/H	T76/H	T770/H	T870/H	S70	S100	S450	S510/H	S530/H	S550/H	S570/H	S590/H	S66/H	S630/H	S650/H	S76/H	S770/H	S850/H	
Bucket, Fertiliser & Grain, 152 cm	6558681.EA		X										X	X	X	X	X							
Bucket, Fertiliser & Grain, 168 cm	6706479.EA			X									X	X	X	X	X	X	X	X	X			
Bucket, Fertiliser & Grain, 183 cm	6706483.EA			X	X	X	X	X					X	X	X	X	X	X	X	X	X	X	X	

## OPTIONS / ACCESSORIES

Description	Fertiliser & Grain Bucket 152 cm	Fertiliser & Grain Bucket 168 cm	Fertiliser & Grain Bucket 183 cm	
Bolt-On Cutting Edge **	6558681.EA	6706479.EA	6706483.EA	 Bolt-On Cutting Edge
Spill Guard Kit • Includes two 40 cm Spill Guards and Hardware. Protects tilt cylinders and Bob-Tach™ pivot point area from debris.**	6725979	6725979	6725979	 Bucket Spill Guard

\*\* To be ordered through Bobcat Parts



# BUCKET, SKELETON



	REQUIREMENTS	FEATURES & BENEFITS
	 <p>Skeleton Bucket: No special requirement.</p>	<ul style="list-style-type: none"> <li>• Great visibility through the skeleton design.</li> <li>• Interconnected tines for strength and durability.</li> <li>• Separates unwanted materials like rocks from finer material.</li> </ul>

**Description:** Bobcat® skeleton buckets are excellent for separating unwanted objects, such as rocks and other debris, from work areas while leaving finer material behind that can be cultivated or landscaped.

TECHNICAL SPECIFICATIONS										
Description	Part Number	Width (cm)	Number of Tines	Tine Spacing (cm)	Bucket Back Angle (°)	Tine Thickness (cm)	Weight (kg)	Length (cm)	Height (cm)	First Use Installation Time
Skeleton Bucket, 157 cm	7185941	157	17	7,6	70	1	258	120	52	None
Skeleton Bucket, 174 cm	7185943	174	19	7,6	70	1	281	120	52	None
Skeleton Bucket, 192 cm	7185945	192	21	7,6	70	1	303	120	52	None
Skeleton Bucket, 209 cm	7185947	209	23	7,6	70	1	325	120	52	None

COMPATIBILITY CHARTS																								
Description	Part Number	Compact Track Loaders								Skid Steer Loaders														
		MT55	T450	T590/H	T66/H	T650/H	T76/H	T770/H	T870/H	S70	S100	S450	S510/H	S530/H	S550/H	S570/H	S590/H	S66/H	S630/H	S650/H	S76/H	S770/H	S850/H	
Skeleton Bucket, 157 cm	7185941		X	X	X	X	X	X	X		X	X	X	X	X	X	X		X	X	X	X	X	X
Skeleton Bucket, 174 cm	7185943		X	X	X	X	X	X	X			X	X	X	X	X	X	X	X	X	X	X	X	X
Skeleton Bucket, 192 cm	7185945					X	X	X	X										X	X	X	X	X	X
Skeleton Bucket, 209 cm	7185947						X	X	X										X	X	X	X	X	X



# BUCKET, SNOW AND LIGHT MATERIAL



## REQUIREMENTS

## FEATURES & BENEFITS



Snow & Light Material Buckets: Have predrilled holes to accept bolt-on cutting edge.

- Large capacity for loading and handling various light materials such as snow and mulch.
- High backs to help with pushing snow.
- Straight sides to penetrate snow and mulch piles.

**Description:** Because snow is relatively light compared to soil, gravel or other construction materials, the capacity of the snow bucket is much greater than those usually used in construction. The back of the snow bucket is also higher, which lets you push more snow without having it flow over the top. Spill guards are available, they are meant to protect the operator, door, tilt cylinders and the Bob-Tach pivot area from debris that spills over the back of the bucket.




## TECHNICAL SPECIFICATIONS

Description	Part Number	Width (cm)	Capacity SAE Heaped (L)	Bucket Back Angle (°)	Accepts Maximum Number of Teeth	Weight (kg)	Length (cm)	Height (cm)	First Use Installation Time
Bucket, Snow & Light Material, 168 cm	7184103.EA	168	690	70	0	262	107	68	None
Bucket, Snow & Light Material, 188 cm	7184105.EA	188	760	70	0	281	107	68	None
Bucket, Snow & Light Material, 203 cm	7184110.EA	203	830	70	0	290	107	68	None
Bucket, Snow & Light Material, 224 cm	7184098.EA	224	920	70	0	309	107	68	None
Bucket, Snow & Light Material, 254 cm	6727787.EA	254	1530	70	0	398	107	68	None

## COMPATIBILITY CHARTS

Description	Part Number	Compact Track Loaders								Skid Steer Loaders														
		MT55	T450	T590/H	T66/H	T650/H	T76/H	T770/H	T870/H	S70	S100	S450	S510/H	S530/H	S550/H	S570/H	S590/H	S66/H	S630/H	S650/H	S76/H	S770/H	S850/H	
Bucket, Snow & Light Material, 168 cm	7184103.EA		X	X	X	X							X	X	X	X	X	X	X	X	X	X	X	
Bucket, Snow & Light Material, 188 cm	7184105.EA		X	X	X	X	X						X	X	X	X	X	X	X	X	X	X	X	
Bucket, Snow & Light Material, 203 cm	7184110.EA			X	X	X	X	X					X	X	X	X	X	X	X	X	X	X	X	
Bucket, Snow & Light Material, 224 cm	7184098.EA			X	X	X	X	X						X	X	X	X	X	X	X	X	X	X	
Bucket, Snow & Light Material, 254 cm	6727787.EA																						X	X

## OPTIONS / ACCESSORIES


Description	Snow & Light Material 168 cm	Snow & Light Material 188 cm	Snow & Light Material 203 cm	Snow & Light Material 224 cm	Snow & Light Material 254 cm	
	7184103.EA	7184105.EA	7184110.EA	7184098.EA	6727787.EA	
Bolt-On Cutting Edge**	-	6718007	6718008	6727317	6715464	
Bucket Spill Guard, Standard • Includes a see through 112 cm Spill Guard and Hardware. Protects the operator, cab, tilt cylinders and Bob-Tach™ pivot area from debris.	-	7196474	7196474	7196474	7196474	
Bolt-On Side Guard Kit • Hardware included. Changes Snow Bucket Profile to Utility Profile. **	-	6727778	6727778	6727778	-	
Bolt-On Side Guard Kit • Hardware included. Changes Snow Bucket Profile to Utility Profile. **	-	-	-	-	6729325	


\*\* To be ordered through Bobcat Parts

# CONCRETE MIXER



①
②





Concrete Mixer: Loader must be equipped with an Attachment Control Kit. Attachment includes a 7-Pin Harness only.

- Bidirectional Rotation.
- 270 L capacity.
- Remote Attachment Control Kit allows one person to operate this attachment from outside the loader.
- Recommended Drum Speed is 20 rpm at 42 L/min.

**Description:** Turn your Bobcat® loader into an efficient concrete mixer with this rugged, cost-effective attachment. The Bobcat concrete mixer attachment lets you mix, transport and dump concrete much more quickly than a traditional stand-alone mixer and wheelbarrow. The attachments compact size makes it perfect for sidewalks, driveways, finish work, and footings and floors of small buildings. It's great for working in hard-to-reach or limited-access areas.

TECHNICAL SPECIFICATIONS							
Description	Part Number	Bucket Capacity (L)	Rotation	Weight (kg)	Control Kit Required	Working Flow	First use installation time
Concrete Mixer	7186695	270	Bidirectional	195	Yes	Standard	2.5 h

COMPATIBILITY CHARTS		Compact Track Loaders								Skid Steer Loaders													
Description	Part Number	Compact Track Loaders								Skid Steer Loaders													
		MT55	T450	T590/H	T66/H	T650/H	T76/H	T770/H	T870/H	S70	S100	S450	S510/H	S530/H	S550/H	S570/H	S590/H	S66/H	S630/H	S650/H	S76/H	S770/H	S850/H
① Concrete Mixer	7186695		X	X	X	X	X	X				X	X	X	X	X	X	X	X	X	X	X	
Note: 7-Pin Attachment Control Kit is installed as standard on High Flow (H) machines.																							
② 7-Pin Attachment Control Kit **	7229102		X								X												
7-Pin Attachment Control Kit **	7128426			X		X		X				X	X	X	X	X		X	X		X		
7-Pin Attachment Control Kit **	7392835				X		X										X				X		

\*\* To be ordered through Bobcat Parts



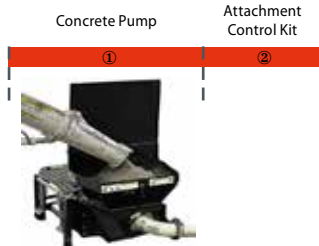


# CONCRETE PUMP



## REQUIREMENTS

## FEATURES & BENEFITS



Concrete Pump: Loader must be equipped with an Attachment Control Kit. Attachment includes a 7-Pin Harness only. May also need a Delivery System Kit.

- All pump components are guarded and easily accessible for adjustment and service.
- Control panel swivels for convenient operation from either side of the pump.
- Protective guard panel strains larger objects from concrete mix.
- Attach-plates on both sides of the pump make it easy to position in tight spots for either left- or right-hand delivery.
- Protects underground utilities from large concrete trucks.
- Keeps concrete trucks off driveways and sidewalks; prevents ruts in soft ground.
- Hose can be routed through small openings, under decks, through bushes, across rivers, around trees and buildings, and over moguls.

**Description:** This powerful attachment puts concrete right where you want it and is built to last. Pumps concrete up to 75 m horizontally and two stories vertically. The hose is easily routed through small openings, under decks, through bushes and around other common obstructions. It reduces damage to turf and underground utilities caused by using large concrete trucks.

## TECHNICAL SPECIFICATIONS

Description	Part Number	Width (cm)	Length (cm)	Hopper Capacity (L)	Flow (L/min)	Pump Rate (m <sup>3</sup> /h)	Maximum Pumping Height (m)	Maximum Pumping Distance (m)	Weight (kg)	Control Kit Required	Working Flow
Concrete Pump	7108693	261	121	280	56 - 151	23	15	75	998	Yes	Standard / High Flow

## COMPATIBILITY CHARTS

Description	Part Number	Compact Track Loaders								Skid Steer Loaders														
		MT55	T450	T590/H	T66/H	T650/H	T76/H	T770/H	T870/H	S70	S100	S450	S510/H	S530/H	S550/H	S570/H	S590/H	S66/H	S630/H	S650/H	S76/H	S770/H	S850/H	
① Concrete Pump	7108693			X	X	X	X	X	X						X	X	X	X	X	X	X	X	X	X
Note: 7-Pin Attachment Control Kit is installed as standard on High Flow (H) machines.																								
② 7-Pin Attachment Control Kit **	7128426			X		X		X	X					X	X	X		X	X			X	X	
7-Pin Attachment Control Kit **	7392835				X		X										X				X			

## OPTIONS / ACCESSORIES


Description	Part Number	Weight (kg)
Delivery System Kit (Basic Setup, Approx. 29 Meters) includes: <ul style="list-style-type: none"> <li>• 3 X 3 m steel pipes, 3 X 6 m hose, 1 X Reducer.</li> <li>• 1 X 90 degrees elbow, 1 X 1,8 m hose and all needed couplers.</li> <li>• Hoses and steel pipes diameter = 75 mm.</li> </ul>	6906079	290
Remote Control Kit <ul style="list-style-type: none"> <li>• The hand held transmitter runs all functions of the Concrete pump within a range of 60 to 120 m from the pump.</li> </ul>	6906813	4

**MAXIMUM PUMPING HEIGHT AND DISTANCE MAY VARY FOR DIFFERENT MACHINE SERIES**

\*\* To be ordered through Bobcat Parts

# DIGGER



	REQUIREMENTS	FEATURES & BENEFITS
	 Digger: No special requirement.	Its unique design and shape are ideal for: <ul style="list-style-type: none"> <li>• Digging in forward and reverse</li> <li>• Making trenches</li> <li>• Transplanting trees and shrubs</li> <li>• Carrying plants balled and small trees</li> <li>• Removing roots and shrubs</li> <li>• Loosening hard-packed soil</li> <li>• Removing rocks and stumps</li> </ul> <ul style="list-style-type: none"> <li>• Three models with widths from 65 cm to 90 cm to best suit your needs</li> <li>• Digging depth of 121 cm for optimum reach</li> <li>• Maintenance free</li> </ul>

**Description:** The digger is ideal for nurseries and landscaping applications. Use this multiple-use attachment to dig, trench, remove rocks and stumps, transplant trees and shrubs, carry and plant balled and burlapped trees, as well as, loosen hard-packed soil.

TECHNICAL SPECIFICATIONS							
Description	Part Number	Digging Width (cm)	Digging Depth (cm)	Weight (kg)	Control Kit Required	Working Flow	First Use Installation Time
Digger, 65 cm	6719756	65	121	132	No	Standard	None
Digger, 75 cm	6719757	75	121	139	No	Standard	None
Digger, 90 cm	6719758	90	121	147	No	Standard	None

COMPATIBILITY CHARTS																								
Description	Part Number	Compact Track Loaders								Skid Steer Loaders														
		MT55	T450	T590/H	T66/H	T650/H	T76/H	T770/H	T870/H	S70	S100	S450	S510/H	S530/H	S550/H	S570/H	S590/H	S66/H	S630/H	S650/H	S76/H	S770/H	S850/H	
Digger, 65 cm	6719756	X	X	X							X	X	X	X	X	X	X	X	X	X	X	X	X	
Digger, 75 cm	6719757		X	X	X							X	X	X	X	X	X	X	X	X	X	X	X	
Digger, 90 cm	6719758	X	X	X							X	X	X	X	X	X	X	X	X	X	X	X	X	



# DOZER BLADE




REQUIREMENTS	FEATURES & BENEFITS
<p>Dozer Blade</p> <p>Attachment Control Kit</p> <p>Dozer Blades: Loader must be equipped with an Attachment Control Kit.</p>	<ul style="list-style-type: none"> <li>Six-way adjustable blade on 173 cm models and up.</li> <li>Electric-over-hydraulic controls on 173 cm models and up.</li> <li>Reversible cutting edge for all models.</li> <li>Attachment Control Kit must be installed on Bobcat® loader or Telehandler to operate attachment on 173 cm models and up.</li> </ul>

**Description:** Turn your loader into a mini crawler with the dozer blade. Expand the versatility of your compact tool carrier with the 6-way adjustable blade with electric-over-hydraulic controls and the reversible 3-piece cutting edge. The 6-way dozer blade can be angled plus or minus 30° degrees and oscillates plus or minus 10° for great flexibility under varying dozer conditions. Use this attachment to level, pile and grade loose dirt, gravel and sand; to backfill and shape landscape areas. This heavy duty tool is also ideal for construction applications.


TECHNICAL SPECIFICATIONS											
Description	Part Number	Width (cm)	Angle ± (°)	Cylinders	Oscillation ± (°)	Skid Shoes	Reversible Cutting Edge (mm)	Working Width (Fully Angled) (mm)	Weight (kg)	Control Kit Required	Working Flow
Dozer Blade, 137 cm	7196165	137	30	1	0	Adjustable	9.6 x 101.6	1189	140	No	Standard
Dozer Blade, 203 cm	6905884	203	30	3	8	Adjustable	12.7 x 152	1760	430	Yes	Standard
Dozer Blade, 229 cm	6905811	229	30	3	8	Adjustable	12.7 x 152	1982	447	Yes	Standard
Dozer Blade, 244 cm	7105781	244	30	3	10	Adjustable	16 x 152	2121	716	Yes	Standard

COMPATIBILITY CHARTS																									
Description	Part Number	Compact Track Loaders							Skid Steer Loaders																
		MT55	T450	T590/H	T66/H	T650/H	T76/H	T770/H	T870/H	S70	S100	S450	S510/H	S530/H	S550/H	S570/H	S590/H	S66/H	S630/H	S650/H	S76/H	S770/H	S850/H		
Dozer Blade, 137 cm	7196165	X							X																
Dozer Blade, 203 cm	6905884		X	X	X	X	X				X	X	X	X	X	X	X	X	X	X	X	X	X		
Dozer Blade, 229 cm	6905811			X	X	X	X						X	X	X	X	X	X	X	X	X	X	X		
Dozer Blade, 244 cm	7105781					X	X	X	X									X	X	X	X	X	X	X	
Note: 7-Pin Attachment Control Kit is installed as standard on High Flow (H) machines.																									
7-Pin Attachment Control Kit **	7229102		X								X														
7-Pin Attachment Control Kit **	7128426			X		X		X	X			X	X	X	X	X		X	X			X	X		
7-Pin Attachment Control Kit **	7392835				X		X										X				X				

Angles 30° L/R



Oscillates 8°/10° L/R



Tilt Frw/Rvr





\*\* To be ordered through Bobcat Parts



# DROP HAMMER



	REQUIREMENTS	FEATURES & BENEFITS
	 <p>Drop Hammer: No special requirement.</p>	<ul style="list-style-type: none"> <li>• The Bobcat drop hammer efficiently demolishes concrete and asphalt up to 45 cm thick.</li> <li>• Because it generates little vibration or noise compared to standard hydraulic breakers, its the ideal demolition attachment for parking lots, driveways and sidewalks.</li> <li>• The standard Bob-Tach™ mounting system makes easy work of attaching and detaching the drop hammer and loader.</li> <li>• When not in use, the hammer stands upright. A cushioned safety valve permits the weight to fall slowly if hydraulic flow to the attachment is shut off or lost during mid-stroke.</li> <li>• The fast cycle time, 20 blows per minute, allows the operator three seconds to reposition and reset the loader between cycles.</li> </ul>

**Description:** The drop hammer is intended for demolition of large surface areas such as concrete roads and driveways. This high productivity breaker is reliable, easy to transport and delivers an unmatched breaking force.

TECHNICAL SPECIFICATIONS											
Description	Part Number	Flow (L/min)	Impact Energy (J)	Hammer Stroke (mm)	Overall Height (fully raised) (mm)	Cycle Time (strokes/minute)	Max. Concrete Thickness (mm)	Weight (Kg)	Control Kit Required	Working Flow	First use installation time
Drop Hammer	7137810	57	4882	965	1880	20	350 - 450	875	No	Standard	None

COMPATIBILITY CHARTS																								
Description	Part Number	Compact Track Loaders								Skid Steer Loaders														
		MT55	T450	T590/H	T66/H	T650/H	T76/H	T770/H	T870/H	S70	S100	S450	S510/H	S530/H	S550/H	S570/H	S590/H	S66/H	S630/H	S650/H	S76/H	S770/H	S850/H	
Drop Hammer	7137810			X	X	X	X	X	X				X	X	X	X	X	X	X	X	X	X	X	X

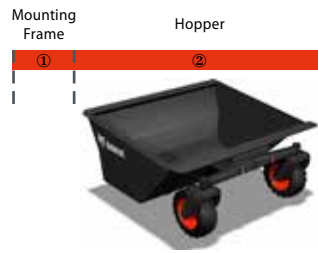


# DUMPING HOPPER



## REQUIREMENTS

## FEATURES & BENEFITS



Dumping Hopper: Includes 8.5 x 12 Bobcat Heavy Duty Tire. Tire assembly to be installed on Dumping Hopper.

- The Bob-Tach™ system allows the dumping hopper to tip forward and empty itself simply by raising the Bobcat® loader's lift arm and rolling out the Bob-Tach™.
- The dumping hopper's castor wheel design with flotation tyres accommodates uneven ground conditions.
- Inside surfaces are flat and smooth to prevent material from sticking.
- The bottom plate has pre-drilled holes to evacuate rainwater.

**Description:** Park it, load it and dump it. This attachment mounts as easily as a bucket on your loader, and can go wherever your loader goes. Empties fast and easy, just raise the loader arms and dump. Flat, smooth interior surfaces prevent materials from sticking.

## TECHNICAL SPECIFICATIONS

Description	Part Number	Length (mm)	Width (mm)	Height (mm)	Capacity Heaped (m³)	Capacity Struck (m³)	Weight (kg)	Control Kit Required	Working Flow	First Use Installation Time
Dumping Hopper, 10	6727275	2108	914	1016	0.84	0.73	304	No	Standard	0.5 h
Dumping Hopper, 25	6717597	2108	2133	1016	2.45	1.93	569	No	Standard	0.5 h

## COMPATIBILITY CHARTS

Description	Part Number	Compact Track Loaders								Skid Steer Loaders														
		MT55	T450	T590/H	T66/H	T650/H	T76/H	T770/H	T870/H	S70	S100	S450	S510/H	S530/H	S550/H	S570/H	S590/H	S66/H	S630/H	S650/H	S76/H	S770/H	S850/H	
① Mounting Frame Bracket for Dumping Hopper 10 **	6729483		X	X							X	X		X	X	X	X							
② Dumping Hopper, 10	6727275		X	X					X	X	X		X	X	X	X	X							
② Dumping Hopper, 25	6717597		X	X	X	X	X	X				X	X	X	X	X	X	X	X	X	X	X	X	X

\*\* To be ordered through Bobcat Parts

# FLAIL CUTTER



## REQUIREMENTS

## FEATURES & BENEFITS



Flail Cutter: No special requirement.

- Variable speed displacement motor allows the flail cutter to be "tuned in" to your machine, depending on its hydraulic capacity. By varying the motor displacement to accept auxiliary hydraulic flows ranging from 64 to 151 l/min, the flail cutter can be operated on many different carriers.
- Floating linkage is standard on the flail cutter. This, along with the attachment's compact deck length, lets the unit follow the contour of the land regardless of the pitch or attitude of the carrier, permitting the cutter up to ten degrees of oscillation.
- Safety compliance The flail cutter complies with the SAE J1001 standard for industrial flail mowers. It is standard-equipped with an automatic shut-off device which allows approximately ten inches of vertical travel in the Bob-Tach™; mounting system before the flail cutter shuts down.
- Full width tapered rear roller provides greater turning ability during operation.
- Adjustable rear hatch allows operators to vary the size of discharged material, ranging from small, for mulching applications to coarse for high performance cutting.

**Description:** The flail cutter is ideal for cutting overgrowth on construction sites as well as alongside roads and sidewalks. It adjusts to follow ground contour.

## TECHNICAL SPECIFICATIONS

Description	Part Number	Cutting Width (mm)	Flow (L/min)	Maximum Drum Speed (rpm)	Shut Off Float Height (mm)	Weight (kg)	Number of Hammers	Control Kit Required	Working Flow	First Use Installation Time
Flail Cutter, FC155	7115498	1550	64 - 151	2200	254	580	15	No	Standard / High Flow	None
Flail Cutter, FC175	7108385	1750	64 - 151	2200	254	696	18	No	Standard / High Flow	None
Flail Cutter, FC200	7101894	2000	64 - 151	2200	254	746	21	No	Standard / High Flow	None

## COMPATIBILITY CHARTS

Description	Part Number	Compact Track Loaders								Skid Steer Loaders														
		MT55	T450	T590/H	T66/H	T650/H	T76/H	T770/H	T870/H	S70	S100	S450	S510/H	S530/H	S550/H	S570/H	S590/H	S66/H	S630/H	S650/H	S76/H	S770/H	S850/H	
Flail Cutter, FC155	7115498		X	X	X							X	X	X	X	X	X							
Flail Cutter, FC175	7108385			X	X		X						X	X	X	X	X	X	X	X	X			
Flail Cutter, FC200	7101894			X	X	X	X	X	X				X	X	X	X	X	X	X	X	X	X	X	X







# FORESTRY CUTTER



REQUIREMENTS	FEATURES & BENEFITS
<p>Forestry Cutter Application Kit Engine Kit Counter-weight</p> <p>① ② ③ ④</p> <p>Forestry Cutter: Applications and Engine Compartment Kits are required to operate the Forestry Cutter and provide operator and machine protection. Engine Compartment Kits not required for R series.</p>	<ul style="list-style-type: none"> <li>Provides you a complete tree and brush management package.</li> <li>Cut higher trees and limbs down to size, grind trees from top to bottom, produce mulch.</li> <li>Spiral tooth pattern allows one tooth to engage at a time for smoother operation and less horsepower demand.</li> <li>Double-tipped carbide teeth efficiently rip through hard and soft woods, provide long life.</li> <li>Can operate below grade to process mulch into the soil.</li> <li>Pressure gauge is visible from the seat to help operator run the attachment at peak efficiency.</li> <li>The standard front gate can reduce front discharge of material and can promote longer processing into finer mulch.</li> <li>The Bobcat® Forestry Applications Kit protects the operator and the machine.</li> </ul>



**Description:** Take trees and underbrush from unsightly overgrowth to mulch in minutes with the Bobcat® forestry cutter. The forestry cutter leaves a carpet of mulch behind when clearing trees and brush for pre/post disaster mitigation, utility line and road right-of-way maintenance, site preparation, orchard and vineyard maintenance. Use it to cut firebreaks, clean lots and maintain property with ease. The use of the Forestry Cutter attachments requires the **Forestry Applications kit to be installed on the loader (T590 requires also the Counterweight).**

## TECHNICAL SPECIFICATIONS

Description	Part Number	Cutting Width (mm)	Number of Teeth	Tree Diameter, Continuous Use (mm)	Tree Diameter, Intermittent Use (mm)	Tree Diameter, Occasional Removal (mm)	Weight (kg)	Control Kit Required	Working Flow	First Use Installation Time
Forestry Cutter, FRC150ST	7310678	1500	30	100 - 120	150 - 200	220 - 260	850	Yes	High Flow	None
Forestry Cutter, FRC150HT	7310677	1500	30	100 - 120	180 - 220	250 - 300	1050	Yes	High Flow	None
Forestry Cutter, FRC200HT	7307970	2000	36	100 - 120	180 - 220	250 - 300	1270	Yes	High Flow	None

## COMPATIBILITY CHARTS

Description	Part Number	Compact Track Loaders								Skid Steer Loaders														
		MT55	T450	T590/H	T66/H	T650/H	T76/H	T770/H	T870/H	S70	S100	S450	S510/H	S530/H	S550/H	S570/H	S590/H	S66/H	S630/H	S650/H	S76/H	S770/H	S850/H	
Forestry Cutter, FRC150ST	7310678			X	X	X	X											X	X	X	X			
① Forestry Cutter, FRC150HT	7310677							X <sup>2</sup>	X													X	X	
Forestry Cutter, FRC200HT	7307970							X <sup>2</sup>	X													X	X	
Forestry Application Kit for 500-600 series E2 & 700-800 series Non E2 machines: • Forestry Door (19 mm Laminated Polycarbonate) • Front and Rear Light Guards • Hydraulic Quick Coupler Guard • Fire Extinguisher • Level II FOPS • Muffler Guard • Top and Rear Windows • Polycarbonate Side Windows	7230523			X		X		X	X										X	X				
② Forestry Application Kit for 700-800 series E2 machines: • Forestry Door (19 mm Laminated Polycarbonate) • Front and Rear Light Guards • Hydraulic Quick Coupler Guard • Fire Extinguisher • Level II FOPS • Top and Rear Windows • Polycarbonate Side Windows	7257723								X	X													X	X
③ Engine Compartment Seal Kit: • Cab/Mainframe Seal • Tailgate Seal • Mainframe Slot Cover • Lift cylinder Boots	7233421**			X																				
	7206200**																	X						
	7209981**					X														X				
	7309976**							X														X		
7179952**									X														X	
② + Forestry Kit, Standard Cab: • Engine Seal Kit included	7432264				X	X											X				X			
③ Forestry Kit, Clear Side Cab: • Engine Seal Kit included	7432265				X	X											X				X			
④ KIT WEIGHT 200 LBS (Mandatory on T590)	7129250**			X																				

\*\* To be ordered through Bobcat Parts

<sup>2</sup> If T770H has roller suspension, the counterweight kit 136 kg is required.

**"One-Stop-Shop" Bobcat Benefit**  
One source - one supplier - one partner  
for expertise, parts and service support.

**FROM TREE TO MULCH  
IN NO TIME!**



## WHY BOBCAT FORESTRY CUTTER?

### PERFORMANCE

- Mulch a tree in minutes
- Variable torque for great productivity
- 150 or 200 cm wide drum

### PRECISION

- Surgically cut the selected tree only or create path with great agility
- No damage to surrounding vegetation

### SAFETY

- A special application kit protects the operator and the machine



Since 1958 Bobcat is conquering the world with equipment of unrivalled quality and unprecedented versatility. Thanks to the different models and a wide range of attachments Bobcat Loaders can perform virtually every task. Used in agriculture, construction, landscaping, forestry, snow removal and many more. Today, we present to you Bobcat Tough Jobs.



**TOUGH  
JOBS**





## MULCH TREES IN MINUTES WITH THE FORESTRY CUTTER

- ▶ Perfect for any cutting job in a fragile environment thanks to the attachment's compact size and the machine's unmatched maneuverability
- ▶ All in one tool: Allows the operator to perform the job from start to finish - mulching trees or dead wood into medium sized chips - leaving the jobsite clean after the work is done
- ▶ The tungsten-carbide teeth guarantee a long product life with low operating cost
- ▶ Ideal for land clearing, fire breaks, land preparation and park management



**Bobcat**®

MORE INFO ON [WWW.BOBCAT.COM](http://WWW.BOBCAT.COM)

*One Tough Animal.*



REQUIREMENTS	FEATURES & BENEFITS
<p>Grader: Loader must be equipped with an Attachment Control Kit.</p>	<ul style="list-style-type: none"> <li>Blade has a reversible cutting edge that is also easily replaceable.</li> <li>Bob-Tach™ mounted.</li> <li>Blade manually adjusts sideways up to 30 cm either way.</li> <li>Optional laser control package for precise grade control in flatwork contracting.</li> <li>Attachment control kit must be installed on Bobcat® loader to operate attachment.</li> <li>3 cylinders for precise positioning of the blade.</li> </ul>

**Description:** Turn your Bobcat® loader into a high-performance grading machine. The six-way hydraulically-controlled blade is easy to operate with switches located on steering levers. Optional laser control system offers more precise control and saves concrete, time and labor.

TECHNICAL SPECIFICATIONS											
Description	Part Number	Width (cm)	Blade Width Fully Angled (cm)	Blade Angle (Right or Left) (°)	Sideshift	Blade Sideshift Left/Right	Cylinder	Weight (kg)	Control Kit Required	Working Flow	First Use Installation Time
Grader, 213 cm	6906480	213	193	25	Manual	305	3	624	Yes	Standard	None
Grader, 244 cm, HD	7160005	244	212	30	Hydraulic	330	5	1264	Yes	Standard	None
Grader, 274 cm, HD	7182060	274	238	30	Hydraulic	330	5	1298	Yes	Standard	None

COMPATIBILITY CHARTS																									
Description	Part Number	Compact Track Loaders								Skid Steer Loaders															
		MT55	T450	T590/H	T66/H	T650/H	T76/H	T770/H	T870/H	S70	S100	S450	S510/H	S530/H	S550/H	S570/H	S590/H	S66/H	S630/H	S650/H	S76/H	S770/H	S850/H		
Grader, 213 cm	6906480		X	X	X																				
① Grader, 244 cm, HD	7160005					X	X	X	X														X	X	
Grader, 274 cm, HD	7182060							X	X													X	X		
Note: 7-Pin Attachment Control Kit is installed as standard on High Flow (H) machines.																									
② 7-Pin Attachment Control Kit **	7229102		X								X														
7-Pin Attachment Control Kit **	7128426			X		X		X	X			X	X	X	X	X		X	X			X	X		
7-Pin Attachment Control Kit **	7392835				X		X										X					X			

**WORKS BEST WITH A COMPACT TRACKED LOADER.**

**SONIC TRACER AND 3D KIT PACKAGE ARE ONLY AVAILABLE FOR HD GRADERS.**

**SEE ALSO "LASER EQUIPMENT" ON PAGE 74**

\*\* To be ordered through Bobcat Parts




### Grader 213 cm with Laser Equipment



- ① Laser Receiver BLR2: PN 7160486 (Must order 2 Receivers.)  
Approved on Graders with S/N 6480-01631 & above
- ② Laser Transmitters: Dual Slope: GL722 PN 6680073 / GL422N PN 7275232
- ③ Tripod: PN 6688806
- ④ Laser Mounting Kit: PN 7164094 For 84"/213 cm Graders with S/N 6480-01631 & above. Includes poles and harnesses.
- ⑤ Loader must be equipped with an Attachment Control Kit.  
In case of a non-HF machine, order this kit from Parts.  
7-pin Attachment Control Kit for G > K-series loaders: PN 6733142  
7-pin Attachment Control Kit for M-series loaders: PN 7128426
- ⑥ 84" / 213 cm Grader PN 6906480

### Grader 244 cm and 274 cm with Laser System



- ① Laser Receivers BLR2: PN 7160486 (Must order 2 Receivers.)
- ② Laser Mounting Kit: PN 7177685 (Includes poles and harnesses)
- ③ Laser Transmitters: Dual Slope: GL722 PN 6680073 / GL422N PN 7275232
- ④ Tripod: PN 6688806
- ⑤ 108" / 274 cm Grader: PN 7182060 or 96' / 244 cm Grader: PN 7160005
- ⑥ Loader must be equipped with an Attachment Control Kit.  
In case of a non-HF machine, order this kit from Parts.  
7-pin Attachment Control Kit for G > K-series loaders: PN 6733142  
7-pin Attachment Control Kit for M-series loaders: PN 7128426
- ⑦ Optional End-Wing Kit: PN 7177684

### Grader 244 cm and 274 cm with Sonic Tracer



- ① 96' / 244 cm Grader: PN 7160005 or 108" / 274 cm Grader: PN 7182060
- ② Mounting Hardware: PN 7211624
- ③ Sonic Tracer Package: PN 7023454. Includes 1 sonic tracer, 1 rotation sensor, 2 angle sensors
- ④ Optional End-Wing Kit: PN 7177684

### Grader 244 cm and 274 cm 3D Kit

Machine harness



- Pre-fitting for Dual GPS: ①
- Pre-fitting for Single GPS: ① + ② + ③
- Pre-fitting for Universal Total Station (UTS): ① + ② + ③
- ① Kit 3D ready Harness: PN 7276541
- ② Kit 3D Sensor: PN 7276540
- ③ Mounting Kit + Tracer cable: PN 7211624



**"One-Stop-Shop" Bobcat Benefit**  
One source - one supplier - one partner  
for expertise, parts and service support.

**SAVE TIME. SAVE LABOR.  
SAVE MONEY.**

## WHY BOBCAT GRADER?

### PRODUCTIVITY

- High grading and precision capabilities
- 6-way hydraulically controlled blade
- Side shift standard
- Controlled from the cab

### ACCURACY

- Optional laser equipment or sonic tracers for optimum precise grade control
- Dual slope accuracy

### COST EFFICIENCY

- Compact and maneuverable
- No waste material



Since 1958 Bobcat is conquering the world with equipment of unrivalled quality and unprecedented versatility. Thanks to the different models and a wide range of attachments Bobcat Loaders can perform virtually every task. Used in agriculture, construction, landscaping, forestry, snow removal and many more. Today, we present to you Bobcat Tough Jobs.



# GRAPPLE, FARM – UTILITY ON BUCKET



Farm/Utility Grapple: To be attached on bucket. It is recommended to use the port relief valve 6684646 for S450/T450 and larger

- Move hard to handle materials easily.
- Hydraulically controlled grapple is easy to operate.
- Exclusive Bob-Tach™ mounting system lets you change to another attachment quickly.
- Grapple design allows you to get the forks or bucket close to fences or the sides of walls.

**ADDITIONAL TINES  
ARE AVAILABLE  
THROUGH PARTS PN  
6675362**

**Description:** This is the easy way to handle loose hay, bedding and manure on the farm and other sites. Use the utility bucket by itself or add the hydraulic grapple for more gripping power.

## TECHNICAL SPECIFICATIONS

Description	Part Number	Width (cm)	Maximum Height with Grapple Raised (mm)	Standard Number of Teeth	Maximum Number of Teeth	Space Between Teeth (mm)	Maximum Opening with Grapple Raised (mm)	Weight (kg)	Control Kit Required	Working Flow	First Use Installation Time
Farm/Utility Grapple on Bucket, 81 cm, 3 Teeth	7125370	81	1020	3	5	180	814	78	No	Standard	None
Farm/Utility Grapple on Bucket, 138 cm, 4 Teeth	7176977	138	1063	4	8	190	775	90	No	Standard	None
Farm/Utility Grapple on Bucket, 138 cm, 4 Teeth	7176783	138	1065	4	8	190	770	90	No	Standard	None

## COMPATIBILITY CHARTS

Description	Bucket Part Number	Grapple Part Number	Compact Track Loaders								Skid Steer Loaders															
			MT55	T450	T590/H	T66/H	T650/H	T76/H	T770/H	T870/H	S70	S100	S450	S510/H	S530/H	S550/H	S570/H	S590/H	S66/H	S630/H	S650/H	S76/H	S770/H	S850/H		
Bucket, GP, 91 cm	7114488	7125370	X								X															
Bucket, GP, 112 cm	7114581	7125370	X								X															
Bucket, GP, 127 cm, S70	7114583	7125370									X															
Bucket, GP, 127 cm, S100	7114582	7125370										X														
Bucket, GP, 142 cm	7114584	7125370									X	X														
Bucket, GP, 157 cm	7114585	7176783		X								X	X	X	X	X										
Bucket, GP, 173 cm	7114586	7176783										X	X	X	X	X										
Bucket, GP, 188 cm	7114587	7176783										X	X	X	X	X										
Bucket, LP, 157 cm	6731415.EA	7176977		X		X		X				X	X	X	X	X	X	X					X			
Bucket, LP, 173 cm	6731418.EA	7176977			X	X	X						X	X	X	X	X	X	X	X	X	X	X	X	X	X
Bucket, LP, 188 cm	6731421.EA	7176977			X	X	X	X					X	X	X	X	X	X	X	X	X	X	X	X	X	X
Bucket, LP, 203 cm	6731424.EA	7176977					X	X	X								X	X	X	X	X	X	X	X	X	X
Bucket, Cl, 157 cm	6731403.EA	7176977										X	X	X	X	X	X	X					X			
Bucket, Cl, 173 cm	6731406.EA	7176977			X	X							X	X	X	X	X	X	X	X	X	X	X	X	X	X
Bucket, Cl, 188 cm	6731409.EA	7176977			X	X	X	X					X	X	X	X	X	X	X	X	X	X	X	X	X	X
Bucket, Cl, 203 cm	6731412.EA	7176977						X	X	X							X	X	X	X	X	X	X	X	X	X

## OPTIONS / ACCESSORIES

Note: It's recommended to install a port relief on the loader for use with farm/utility grapples.

Description	Part Number	Compact Track Loaders								Skid Steer Loaders																
		MT55	T450	T590/H	T66/H	T650/H	T76/H	T770/H	T870/H	S70	S100	S450	S510/H	S530/H	S550/H	S570/H	S590/H	S66/H	S630/H	S650/H	S76/H	S770/H	S850/H			
Port Relief, 275 bar **	6684646		X	X	X	X	X	X	X			X	X	X	X	X	X	X	X	X	X	X	X	X	X	X

\*\* To be ordered through Bobcat Parts



# GRAPPLE, FARM – UTILITY ON FORK



## REQUIREMENTS

## FEATURES & BENEFITS



Farm/Utility Grapple: To be attached on forks. It is recommended to use the port relief valve 6684646 for S450/T450 and larger

- Move hard to handle materials easily.
- Hydraulically controlled grapple is easy to operate.
- Exclusive Bob-Tach™ mounting system lets you change to another attachment quickly.
- Grapple design allows you to get the forks or bucket close to fences or the sides of walls

**Description:** This is the easy way to handle loose hay, bedding and manure on the farm and other sites. Use the utility fork by itself or add the hydraulic grapple for more gripping power.

## TECHNICAL SPECIFICATIONS

Description	Part Number	Width (cm)	Maximum Height with Grapple Raised (mm)	Standard Number of Teeth	Maximum Number of Teeth	Space Between Teeth (mm)	Maximum Opening with Grapple Raised (mm)	Weight (kg)	Control Kit Required	Working Flow	First Use Installation Time
Farm/Utility Grapple on Utility Fork, 81 cm, 3 Teeth	6966687	81	1020	3	5	-	-	36	No	Standard	None
Farm/Utility Grapple on Utility Fork, 138 cm, 4 Teeth	7176977	138	1063	4	8	190	775	90	No	Standard	None

## COMPATIBILITY CHARTS

Description	Utility Fork Part Number	Grapple Part Number	Compact Track Loaders								Skid Steer Loaders															
			MT55	T450	T590/H	T66/H	T650/H	T76/H	T770/H	T870/H	S70	S100	S450	S510/H	S530/H	S550/H	S570/H	S590/H	S66/H	S630/H	S650/H	S76/H	S770/H	S850/H		
Utility Fork, 91 cm, 5 Teeth	6966230	6966687	X									X														
Utility Fork, 122 cm, 6 Teeth	6966232	6966687										X	X													
Utility Fork, 137 cm, 7 Teeth	6966227	6966687		X	X	X						X	X	X	X	X	X									
Utility Fork, 152 cm, 8 Teeth	6966229	7176977		X	X	X		X					X	X	X	X	X		X	X	X					
Utility Fork, 167 cm, 9 Teeth	6966231	7176977		X	X								X	X	X	X	X	X	X	X	X	X	X	X		
Utility Fork, 183 cm, 10 Teeth	6966228	7176977		X	X	X	X	X					X	X	X	X	X	X	X	X	X	X	X	X	X	X

## OPTIONS / ACCESSORIES

Note: It's recommended to install a port relief on the loader for use with farm/utility grapples.

Description	Part Number	Compact Track Loaders								Skid Steer Loaders															
		MT55	T450	T590/H	T66/H	T650/H	T76/H	T770/H	T870/H	S70	S100	S450	S510/H	S530/H	S550/H	S570/H	S590/H	S66/H	S630/H	S650/H	S76/H	S770/H	S850/H		
Port Relief, 275 bar **	6684646		X	X	X	X	X	X	X		X	X	X	X	X	X	X	X	X	X	X	X	X	X	X

\*\* To be ordered through Bobcat Parts



# GRAPPLE, INDUSTRIAL



REQUIREMENTS	FEATURES & BENEFITS
--------------	---------------------



Industrial Grapple: Includes Bolt-On Cutting Edge. It is recommended to use the port relief valve 6684646 for S450/T450 and larger

- Move hard to handle materials easily.
- Powerful independant grapples (2) secure uneven loads.
- Hydraulically controlled grapple is easy to operate.
- Handles bulky, uneven loads securely.

**Description:** Built tough for reliability and endurance, the industrial bucket and fork with grapple will easily handle scrap, waste, brush and other hard-to-manage materials.

## TECHNICAL SPECIFICATIONS

Description	Part Number	Width (cm)	Number of Grapples	Number of Teeth STD	Number of Teeth Maximum	Maximum Open Height (cm)	Jaw Opening at Max. Open Height (cm)	Weight (kg)	Control Kit Required	Working Flow	First Use Installation Time
Grapple, Industrial Bucket, 91 cm	7135737	91	1 x 6	-	-	77	105	165	No	Standard	2.5 h
Grapple, Industrial Bucket, 122 cm	7140888	122	1 x 6	-	-	77	105	203	No	Standard	2.5 h
Grapple, Industrial Bucket, 158 cm	7168342	158	2 x 2	-	-	84	76	401	No	Standard	2.5 h
Grapple, Industrial Bucket, 178 cm	7168340	178	2 x 2	-	-	84	76	418	No	Standard	2.5 h
Grapple, Industrial Bucket, 188 cm	7168290	188	2 x 2	-	-	84	76	435	No	Standard	2.5 h
Grapple, Industrial Bucket, 203 cm	7168339	203	2 x 2	-	-	90	84	499	No	Standard	2.5 h
Grapple, Industrial Fork, 170 cm	7168344	170	2 x 2	7	13	84	77	425	No	Standard	2.5 h
Grapple, Industrial Fork, 200 cm	7166624	200	2 x 2	8	15	89	84	552	No	Standard	2.5 h

## COMPATIBILITY CHARTS

Description	Part Number	Compact Track Loaders								Skid Steer Loaders														
		MT55	T450	T590/H	T66/H	T650/H	T76/H	T770/H	T870/H	S70	S100	S450	S510/H	S530/H	S550/H	S570/H	S590/H	S66/H	S630/H	S650/H	S76/H	S770/H	S850/H	
Grapple, Industrial Bucket, 91 cm	7135737	X								X														
Grapple, Industrial Bucket, 122 cm	7140888										X													
Grapple, Industrial Bucket, 158 cm	7168342		X	X								X	X	X	X	X								
Grapple, Industrial Bucket, 178 cm	7168340		X	X	X	X	X					X	X	X	X	X	X	X	X	X	X	X	X	X
Grapple, Industrial Bucket, 188 cm	7168290			X	X	X	X											X	X	X	X	X		
Grapple, Industrial Bucket, 203 cm	7168339					X	X	X	X									X	X	X	X	X	X	X
Grapple, Industrial Fork, 170 cm	7168344		X	X	X	X	X				X	X	X	X	X	X	X	X	X	X	X	X	X	X
Grapple, Industrial Fork, 200 cm	7166624				X	X	X	X	X								X	X	X			X	X	X

## OPTIONS / ACCESSORIES

Note: It's recommended to install a port relief on the loader for use with Industrial Grapples.

Description	Part Number	Compact Track Loaders								Skid Steer Loaders														
		MT55	T450	T590/H	T66/H	T650/H	T76/H	T770/H	T870/H	S70	S100	S450	S510/H	S530/H	S550/H	S570/H	S590/H	S66/H	S630/H	S650/H	S76/H	S770/H	S850/H	
Port Relief, 275 bar **	6684646		X	X		X		X	X			X	X	X	X	X	X	X	X	X	X	X	X	X

\*\* To be ordered through Bobcat Parts



# GRAPPLE, ROOT



## REQUIREMENTS

## FEATURES & BENEFITS



Root Grapple: It is recommended to use the port relief valve 6684646 for S450/T450 and larger

- Heavy duty design improves wear life in tough land clearing and demolition applications.
- Curved tooth design permits material to be picked up without driving teeth into the ground and allows dirt to fall between teeth, leaving dirt on side.
- Fully enclosed mounting frame extends wear life by minimizing flexing in frame area.
- Inertia-welded cylinder ends – a Bobcat® exclusive – permit strong, smooth, durable grapple operation by improving hydraulic cushioning at the end of the stroke.
- Protected hydraulic hoses limit damage to hoses from debris.

**Description:** Built tough for reliability and endurance, the root grapple easily handle scrap, waste, brush and other hard-to-manage materials.

## TECHNICAL SPECIFICATIONS

Description	Part Number	Width (cm)	Maximum Height with Grapple Raised (cm)	Maximum Tooth Opening (cm)	Teeth	Weight (kg)	Control Kit Required	Working Flow	First Use Installation Time
Root Grapple, 91 cm	7134179	91	106	78	5	135	No	Standard	None
Root Grapple, 122 cm	7140902	122	106	78	7	168	No	Standard	None
Root Grapple, 168 cm	7168343	168	133	115	8	436	No	Standard	None
Root Grapple, 183 cm	7165486	183	133	115	9	465	No	Standard	None
Root Grapple, 208 cm	7168338	208	133	115	11	512	No	Standard	None

## COMPATIBILITY CHARTS

Description	Part Number	Compact Track Loaders								Skid Steer Loaders															
		MT55	T450	T590/H	T66/H	T650/H	T76/H	T770/H	T870/H	S70	S100	S450	S510/H	S530/H	S550/H	S570/H	S590/H	S66/H	S630/H	S650/H	S76/H	S770/H	S850/H		
Root Grapple, 91 cm	7134179	X								X															
Root Grapple, 122 cm	7140902		X								X	X													
Root Grapple, 168 cm	7168343		X	X	X							X	X	X	X	X	X								
Root Grapple, 183 cm	7165486			X	X	X	X	X					X	X	X	X	X	X	X	X	X	X	X	X	X
Root Grapple, 208 cm	7168338					X	X	X	X									X	X	X	X	X	X	X	X

## OPTIONS / ACCESSORIES



Note: It's recommended to install a port relief on the loader for use with root grapples.

Description	Part Number	Compact Track Loaders								Skid Steer Loaders															
		MT55	T450	T590/H	T66/H	T650/H	T76/H	T770/H	T870/H	S70	S100	S450	S510/H	S530/H	S550/H	S570/H	S590/H	S66/H	S630/H	S650/H	S76/H	S770/H	S850/H		
Port Relief, 275 bar **	6684646		X	X		X		X	X			X	X	X	X	X	X	X	X	X	X	X	X	X	X

\*\* To be ordered through Bobcat Parts

# LANDPLANE



	REQUIREMENTS	FEATURES & BENEFITS
	 <p>Landplane: Includes expanded metal grate, scarifier assembly, teeth and respective hardware.</p>	<ul style="list-style-type: none"> <li>• Allows controlled grading and levelling in both forward and reverse directions.</li> <li>• Can be used like a bucket to transport material on site.</li> <li>• Peels and removes sod.</li> <li>• Scarifier breaks up hard ground.</li> <li>• Sorts unwanted debris from soil.</li> <li>• Pulverises soil clods.</li> <li>• Aerates soil for seeding and sodding.</li> <li>• Bob-Tach™ mounted.</li> <li>• Bidirectional operation.</li> <li>• Bidirectional scarifier.</li> <li>• Removable screen.</li> </ul>

**Description:** A landscaping must. It grades and levels in both forward and reverse and peels and removes sod. The deluxe landplane includes a bidirectional scarifier and removable screen to pulverise soil clods, aerates and sorts debris from soil.

## TECHNICAL SPECIFICATIONS

Description	Part Number	Width (cm)	Digging depth (cm)	Cutting Edge (mm)	Weight (kg)	Control Kit Required	Working Flow	First Use Installation Time
Landplane Deluxe, 122 cm	6907173	122	7.6	12.7 x 102	191	No	Standard	None
Landplane Deluxe, 198 cm	6906115	198	8.9	12.7 x 152	304	No	Standard	None

## COMPATIBILITY CHARTS

Description	Part Number	Compact Track Loaders								Skid Steer Loaders																
		MT55	T450	T590/H	T66/H	T650/H	T76/H	T770/H	T870/H	S70	S100	S450	S510/H	S530/H	S550/H	S570/H	S590/H	S66/H	S630/H	S650/H	S76/H	S770/H	S850/H			
Landplane Deluxe, 122 cm	6907173	X								X	X															
Landplane Deluxe, 198 cm	6906115		X	X	X	X	X	X	X			X	X	X	X	X	X	X	X	X	X	X	X	X	X	X







# LANDSCAPE RAKE



	REQUIREMENTS	FEATURES & BENEFITS
	 <p>Landscape Rake: No special requirement.</p>	<ul style="list-style-type: none"> <li>• Picks up rocks down to 19 mm and larger, and most 13 mm rocks.</li> <li>• Hydraulic cylinder opens top cover - for easier dumping, and also allows the bucket and cutting edge to be used to push and scrape debris.</li> <li>• Rake bars provide better levelling by providing longer ground contact.</li> <li>• Hardened teeth for longer wear.</li> <li>• Side skis, which are adjustable, provide depth control and leave only a slight "knife-edge" mark in the finished surface.</li> </ul>

**Description:** The perfect landscape finishing tool. It rakes and collects surface debris as it smoothes and levels the soil. Picks up rocks 19 mm and larger, as well as most 13 mm rocks. Adjustable side skis provide depth control.

TECHNICAL SPECIFICATIONS									
Description	Part Number	Working Width (cm)	Number of Tooth Bars	Total Number of Teeth	Bucket Capacity (L)	Weight (kg)	Control Kit Required	Working Flow	First Use Installation Time
Landscape Rake, 5B	6709107	152	12	384	340	503	No	Standard	None
Landscape Rake, 6B	6710630	183	12	468	400	560	No	Standard	None

COMPATIBILITY CHARTS																								
Description	Part Number	Compact Track Loaders								Skid Steer Loaders														
		MT55	T450	T590/H	T66/H	T650/H	T76/H	T770/H	T870/H	S70	S100	S450	S510/H	S530/H	S550/H	S570/H	S590/H	S66/H	S630/H	S650/H	S76/H	S770/H	S850/H	
Landscape Rake, 5B	6709107		X	X	X	X	X				X	X	X	X	X	X		X	X	X				
Landscape Rake, 6B	6710630			X	X	X	X	X	X			X	X	X	X	X	X	X	X	X	X	X	X	X







## THE PERFECT FINISHING TOOL: THE LANDSCAPE RAKE

- ▶ 2 models with a width of 152 cm and 183 cm
- ▶ Picks up rocks and debris from 2 mm<sup>3</sup> up to 13 mm<sup>3</sup>
- ▶ Easy collection and dumping of debris



**Bobcat**®

MORE INFO ON [WWW.BOBCAT.COM](http://WWW.BOBCAT.COM)

*One Tough Animal.*



# LASER EQUIPMENT




	REQUIREMENTS	FEATURES & BENEFITS
	 <p>Laser Equipment: No special requirement.</p>	<ul style="list-style-type: none"> <li>• Temperature compensation.</li> <li>• Selectable rotation speeds.</li> <li>• Grade reverse, instantaneous.</li> <li>• Automatic self-levelling.</li> <li>• Long range remote control.</li> <li>• Planelock.</li> <li>• Grade matching.</li> <li>• Automatic axis alignment.</li> </ul>

**Description:** The laser equipment offers the most innovative features to help you get to grade faster with increased accuracy.

TECHNICAL SPECIFICATIONS										
Description	Part Number	Type	Radio Remote	Temperature compensation	Auto Axis Alignment	Range (Diameter)	Accuracy	Weight (kg)	Control Kit Required	First Use Installation Time
Laser Transmitter, Dual Slope, GL722 <sup>1</sup>	6680073	Dual Slope	Yes	Yes	Yes	900 m	4.6 arc sec	8.5	No	None
Laser Transmitter, Dual Slope, GL422N <sup>1</sup> (includes CR700-HH Receiver for extreme accuracy)	7275232	Dual Slope	Yes	Yes	No	800 m	10 arc sec	15	No	None
Laser Receiver, BLR2	7160486	360° laser reception	-	-	-	-	-	1.25	No	None
Laser Mounting Kit BLR2 for Grader 213 cm (includes poles and harnesses)	7164094	-	-	-	-	-	-	-	-	-
Laser Mounting Kit BLR2 for Grader 244 cm and 274 cm (includes poles and harnesses)	7177685	-	-	-	-	-	-	-	-	-

<sup>1</sup>Tripod needed for accurate depth control. See in Accessories



## COMPATIBILITY CHARTS

Description	Part Number	Compact Track Loaders								Skid Steer Loaders													
		MT55	T450	T590/H	T66/H	T650/H	T76/H	T770/H	T870/H	S70	S100	S450	S510/H	S530/H	S550/H	S570/H	S590/H	S66/H	S630/H	S650/H	S76/H	S770/H	S850/H
Laser Transmitter, Dual Slope, GL722 <sup>1</sup>	6680073		X	X		X		X	X				X	X	X	X	X		X	X		X	X
Laser Transmitter, Dual Slope, GL422N <sup>1</sup> (includes CR700-HH Receiver for extreme accuracy)	7275232		X	X		X		X	X				X	X	X	X	X		X	X		X	X
Laser Receiver, BLR2	7160486		X	X		X		X	X				X	X	X	X	X		X	X		X	X
Laser Mounting Kit BLR2 for Grader 213 cm (includes poles and harnesses)	7164094		X	X		X		X	X				X	X	X	X	X		X	X		X	X
Laser Mounting Kit BLR2 for Grader 244 cm and 274 cm (includes poles and harnesses)	7177685					X		X	X													X	X

<sup>1</sup>Tripod needed for accurate depth control. See in Accessories

## OPTIONS / ACCESSORIES

Description	Part Number	Weight (kg)
Tripod	6688806	6
Container Case for BLR2 Laser Receiver	7164069	2

CONTACT YOUR LOCAL  
 DEALER AND/OR YOUR  
 APPLICATION SALES  
 MANAGER FOR MORE  
 INFORMATION AND GUIDANCE.

# GRADE LASERS

## GL422N GRADE LASER

- Rugged and cost-effective laser for leveling and grading, or jobs that require vertical alignment
- Even in harsh jobsite conditions it provides a consistent and accurate performance
- Fully weather- and dustproof
- Includes a CR700-HH Receiver – can be either rod or machine mounted, enabling a wide range of applications to be carried out with extreme accuracy.

## GL722 GRADE LASER

- Higher accuracy with additional features
- Long range operation, advanced radio remote
- Grade Match mode – allows the transmitter to automatically match and display the grade of a distant point, without the operator returning to the transmitter
- Automatic Axis alignment simplifies setup and ensures accuracy
- Planelok – virtually eliminate beam drift by locking the laser beam to a fixed elevation regardless of wind or temperature changes
- Fully sealed, rugged aluminum housing with a weather resistant control panel allowing to work in all weather conditions
- Flexible power options, battery life indicator and a wireless operated sleep mode that saves battery during breaks

## BLR2 LASER RECEIVER

- Use it solo on the Bobcat box blade, or paired up when attached to a grader for the perfect finish
- Possible to pair with a deluxe panel for full control of laser positioning
- Provides smoother corrections (less chatter)
- Easier mounting/dismounting
- Increment/decrement feature with SJC machines





# 3D GRADING SYSTEMS

## WHAT KIND OF GRADING SYSTEM DO YOU NEED?

A 3D grader might be able to tackle more jobs than the 2D version, but it is also a bigger investment with additional infrastructure needed (people, engineering design, base stations).

The 3D system enables its operator to work in any environment with a flexible system either based on GNSS or UTS signals.

After uploading the design plan into the loader, it enables its operator to create a perfect surface in a single pass, thus reducing fuel and labour costs.

However, for simple grading the 2D Grade control system might just be the perfect solution for you. It comes with a smaller investment, and shorter learning curve. Can grade flats and slopes, still leaving the possibility to expand later onto the 3D system, in order to achieve greater versatility.

## WHAT EQUIPMENT YOU NEED TO UPGRADE YOUR GRADING SYSTEM INTO 3D-READY?

Depending on the chosen Trimble 3D option:

- **DUAL GPS ready kit: 7276541 – 3D Ready Harness kit**
- **SINGLE GPS ready kit:**  
7276541 – 3D Ready Harness kit, 7276540 – 3D Ready Sensor kit, 7211624 – Tracer/Slope DLX kit
- **UNIVERSAL TOTAL STATION (UTS) ready kit:**  
7276541 – 3D Ready Harness kit, 7276540 – 3D Ready Sensor kit, 7211624 – Tracer/Slope DLX kit

**PLEASE CONTACT YOUR BOBCAT DEALER TO FIND OUT THE BEST SOLUTION FOR YOUR REQUIREMENTS.**











# MIXING BUCKET

	REQUIREMENTS	FEATURES & BENEFITS
	 <p>Mixing Bucket: No special requirement.</p>	<ul style="list-style-type: none"> <li>• Side discharge system.</li> <li>• Mix and dump functions are fingertip controlled.</li> <li>• Mix while driving.</li> </ul>

**Description:** This rugged, cost-effective attachment lets you mix, transport and pour concrete much more quickly than a stand alone mixer. Its compact size makes it ideal for sidewalks, driveways, finish work, footings and floors of small buildings and hard-to-reach or limited access areas.

TECHNICAL SPECIFICATIONS										
Description	Part Number	Width (cm)	Capacity (L)	Maximum Granular Size (mm)	Average Mixing Time (min.)	Flow Range (L/min)	Weight (kg)	Length (cm)	Height (cm)	First Use Installation Time
Mixing Bucket, MB200SD, BT	7185474	135	200	20	4 - 5	45 - 60	350	73	83	None
Mixing Bucket, MB250SD, BT	7185472	153	250	20	4 - 5	45 - 75	370	73	83	None

COMPATIBILITY CHARTS																								
Description	Part Number	Compact Track Loaders								Skid Steer Loaders														
		MT55	T450	T590/H	T66/H	T650/H	T76/H	T770/H	T870/H	S70	S100	S450	S510/H	S530/H	S550/H	S570/H	S590/H	S66/H	S630/H	S650/H	S76/H	S770/H	S850/H	
Mixing Bucket, MB200SD, BT	7185474			X	X	X	X	X				X	X	X	X	X	X	X	X	X	X	X	X	
Mixing Bucket, MB250SD, BT	7185472			X	X	X	X	X	X				X	X	X	X	X	X	X	X	X	X	X	X



# MOWER



Mower: Not available for Europe.

## REQUIREMENTS

## FEATURES & BENEFITS

- Three partially overlapping blades for clean cutting with no skips.
- Direct hydraulic motor drive.
- Industry standard cutting blades elevate grass for better mulching capability.
- Adjustable cutting height from 51 to 140 mm in 13 mm increments.
- Unique attachment frame allows mower to oscillate independently of loader.
- Rear discharge disperses grass clippings under the carrier, away from buildings, trees and fences.
- Patented blade shutoff device stops blade rotation when mower is raised off the ground.
- Anti-scalping wheel allows operator to traverse uneven terrain without scalping the surface.

**Description:** Ideal for rough-cut applications, including road ditch right-of-way, golf course roughs and large acreage mowing. The mower has three partially overlapping blades that cut clean with no skips. It eliminates driving over the grass before cutting, and provides excellent visibility of the work area.

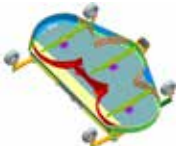
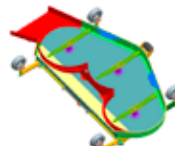
## TECHNICAL SPECIFICATIONS

Description	Part Number	Cutting Width (mm)	Number of Blades	Shutoff Travel Height (mm)	Cutting Height Range (mm)	Tip Speed	Weight (kg)	Control Kit Required	Working Flow	First Use Installation Time
Mower, 183 cm, Non-CE	7144850	1816	3	86	51 - 140	61 m/s @ 57 L/min, 89 m/s @ 83 L/min	400	No	Standard	None
Mower, 229 cm, Non-CE	7143993	2273	3	86	51 - 140	59 m/s @ 57 L/min, 87 m/s @ 83 L/min	450	No	Standard	None

## COMPATIBILITY CHARTS

Description	Part Number	Compact Track Loaders								Skid Steer Loaders													
		MT55	T450	T590/H	T66/H	T650/H	T76/H	T770/H	T870/H	S70	S100	S450	S510/H	S530/H	S550/H	S570/H	S590/H	S66/H	S630/H	S650/H	S76/H	S770/H	S850/H
Mower, 183 cm, Non-CE	7144850		X	X		X	X			X	X	X	X	X	X	X		X	X		X		
Mower, 229 cm, Non-CE	7143993			X		X	X	X				X	X	X	X	X		X	X		X	X	

## OPTIONS / ACCESSORIES

Description	Part Number	Mulch Kit	Side Discharge Kit
Mulch Kit, 183 cm **	7144843		
Mulch Kit, 229 cm **	7144008		
Side Discharge Kit, 183 cm **	7144844		
Side Discharge Kit, 229 cm **	7144009		

\*\* To be ordered through Bobcat Parts



## PICK & PLACE PALLETS WITH EASE

- ▶ Standard and heavy duty frames available
- ▶ Adjustable hydraulic forks available
- ▶ Fork length varying from 91 cm to 122 cm

Learn more on the following pages.




**Bobcat**®

MORE INFO ON [WWW.BOBCAT.COM](http://WWW.BOBCAT.COM)

*One Tough Animal.*

# PALLET FORKS, HYDRAULIC



REQUIREMENTS	FEATURES & BENEFITS
 <p data-bbox="624 622 919 685">Pallet Forks Hydraulic: Includes Back Frame and 2 hydraulically adjustable teeth.</p>	<ul data-bbox="970 353 1501 465" style="list-style-type: none"> <li>• Large, square holes in back screen provide excellent fork/load visibility.</li> <li>• Screen made from durable, heavy gauge steel for long life.</li> <li>• Hydraulic Pallet Fork Positioner Attachment is available for easier handling of varying pallet sizes without leaving the operator's seat.</li> </ul>

**Description:** Ideal to handle any kind of bulky or bagged material from fertiliser to seed and animal feed. Especially handy when working in tight areas or along narrow aisles.

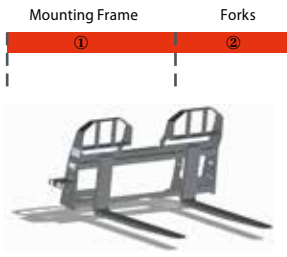
TECHNICAL SPECIFICATIONS							
Description	Part Number	Fork Length (cm)	Fork Width (cm)	Frame Weight (kg)	Control Kit Required	Working Flow	First use installation time
Pallet Fork Frame, Hydraulic, 122 cm	6905425	122	10	256	No	Standard	None

COMPATIBILITY CHARTS																						
Description	Part Number	Compact Track Loaders								Skid Steer Loaders												
		MT55	T450	T590/H	T66	T650/H	T76	T770/H	T870/H	S70	S100	S450	S510/H	S530/H	S550/H	S570/H	S590/H	S66	S630/H	S650/H	S76	S770/H
Pallet Fork Frame, Hydraulic, 122 cm	6905425	X	X	X	X	X	X	X	X	X	X	X	X	X	X	X	X	X	X	X	X	X





# PALLET FORKS



Pallet Forks Standard: Need Mounting Frame & Forks.

- Large, square holes in back screen provide excellent fork/load visibility.
- Screen made from durable, heavy gauge steel for long life.

**Description:** Ideal to handle any kind of bulky or bagged material from fertiliser to seed and animal feed. Especially handy when working in tight areas or along narrow aisles.

TECHNICAL SPECIFICATIONS						
Description	Part Number	Fork Width (cm)	Frame Weight (kg)	Control Kit Required	Working Flow	First use installation time
Pallet Fork Frame Standard MT55-S70	6809716	10	47	No	Standard	0.25 h
Pallet Fork Frame Standard	7297499	10	60	No	Standard	0.25 h
Pallet Fork Frame Heavy Duty	7294305	10	74	No	Standard	0.25 h
Pallet Fork Frame Severe Duty	7294332	10	120	No	Standard	0.25 h

COMPATIBILITY CHARTS		Compact Track Loaders								Skid Steer Loaders														
Description	Part Number	MT55	T450	T590/H	T66/H	T650/H	T76/H	T770/H	T870/H	S70	S100	S450	S510/H	S530/H	S550/H	S570/H	S590/H	S66/H	S630/H	S650/H	S76/H	S770/H	S850/H	
		① Pallet Fork Frame, Standard, MT55-S70	6809716	X*								X*												
Pallet Fork Frame Standard Duty	7297499		X*								X*	X*												
Pallet Fork Frame Heavy Duty	7294305		X*	X*	X*	X*	X*					X*	X*	X*	X*	X*	X*	X*	X*	X*	X*			
Pallet Fork Severe Duty	7294332		X*	X*	X*	X*	X*	X*	X*			X*	X*	X*	X*	X*	X*	X*	X*	X*	X*	X*	X*	X*
② Pallet Fork Teeth 91 cm, Heavy Duty, Class 2 (Set of 2)	6540184	X*	X*	X*						X*	X*	X*	X*	X*	X*	X*								
Pallet Fork Teeth 106 cm, Heavy Duty, Class 2 (Set of 2)	6540183		X*	X*	X*	X*	X*				X*	X*	X*	X*	X*	X*	X*	X*	X*	X*	X*			
Pallet Fork Teeth 122 cm, Heavy Duty, Class 2 (Set of 2)	6540182		X*	X*	X*	X*	X*				X*	X*	X*	X*	X*	X*	X*	X*	X*	X*	X*			
Pallet Fork Teeth 106 cm, Severe Duty, Class 2 (Set of 2)	6541521		X*	X*	X*	X*	X*	X*	X*			X*	X*	X*	X*	X*	X*	X*	X*	X*	X*	X*	X*	X*
Pallet Fork Teeth 122 cm, Severe Duty, Class 2 (Set of 2)	6541518		X*	X*	X*	X*	X*	X*	X*			X*	X*	X*	X*	X*	X*	X*	X*	X*	X*	X*	X*	X*


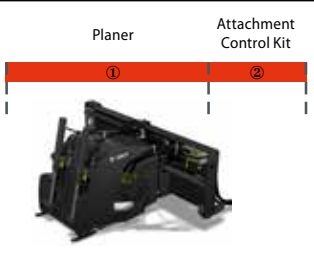
\* Pay attention to the max. pallet fork frame load rating.

**SEVERE DUTY FRAMES SHOULD BE ONLY USED WITH SEVERE DUTY FORKS.**

OPTIONS / ACCESSORIES		MAXIMUM PALLET FORK FRAME LOAD RATING		
Description	Part Number	Standard Duty (kg)	Heavy Duty (kg)	Severe Duty (kg)
Brick-Guard Center for NEW STD and HD Pallet Fork Frame	7306978	1130	1810	2495
Brick-Guard Extension NEW Severe Duty Pallet Fork Frame	7306981			

# PLANER



	REQUIREMENTS	PERFORMANCE*	FEATURES & BENEFITS
	<p>Planer</p> <p>Attachment Control Kit</p>  <p>Planer: Includes hydraulic depth adjust, hydraulic sideshift and hoses. Loader must be equipped with an Attachment Control Kit.</p>	<p>Teeth life: 20 - 50 hours Drum life: 200 - 400 hours Production rate: 40 - 50 m<sup>2</sup>/h</p> <p>* Performances are estimated only and can vary depending on the type of concrete, depth of use, operator experience, ...</p>	<ul style="list-style-type: none"> <li>• Top access panel – for easier bit service and maintenance.</li> <li>• Side cutting bits – to decrease drum binding in the cut and to produce a vertical edge for improving the joint bond between a new layer of asphalt and the existing layer.</li> <li>• Hydraulic side-shift – for planing close to walls and curbs, and to easily reposition the drum for another pass.</li> <li>• Oscillating planer housing – for planing sloping surfaces or to match two uneven surfaces.</li> <li>• Rear frame wheels – to provide support and reduce tyre bounce while planing.</li> <li>• Direct-drive high torque motors – for low maintenance and high efficiency.</li> <li>• Bob-Tach™ mounting system with quick-connect controls – for fast, easy attachment changes.</li> </ul>

**Description:** Equipped with direct-drive, high-torque hydraulic motor. These low maintenance attachments efficiently mill asphalt or concrete. Planers feature hydraulic side-shift for planing close to walls and curbs. Consistent depth control and ski depth visible from the operator's seat. Make precise adjustments with fingertip controls.

## TECHNICAL SPECIFICATIONS

Description	Part Number	Maximum Cutting Width (cm)	Cutting Depth (with std drum) (cm)	Maximum Cutting Angle ± (°)	Sideshift (cm)	Minimum Planing Distance Next to Curb (cm)	Number of Bits	Weight (kg)	Control Kit Required	Working Flow	First Use Installation Time
Planer, 35 cm (Equipped with 35 cm All Purpose Drum)	M7019* 1608083	35	15	15	75	0	46	660	No	Standard	None
Planer, 46 cm (Equipped with 46 cm Fast Cut Drum)	M7018* 1608075	46	15	15	75	0	47	668	Yes	High Flow	None
Planer, 46 cm (Without Drum)	M7018* 1609216	46	15	15	75	0	0	539	Yes	High Flow	None
Planer, 61 cm (Equipped with 61 cm Fast Cut Drum)	M7017* 1608073	61	15	15	75	0	57	731	Yes	High Flow	None
Planer, 61 cm (Without Drum)	M7017* 1608122	61	15	15	75	0	0	561	Yes	High Flow	None

## COMPATIBILITY CHARTS

Description	Part Number	Compact Track Loaders								Skid Steer Loaders																						
		MT55	T450	T590/H	T66/H	T650/H	T76/H	T770/H	T870/H	S70	S100	S450	S510/H	S530/H	S550/H	S570/H	S590/H	S66/H	S630/H	S650/H	S76/H	S770/H	S850/H									
Planer, 35 cm (Equipped with 35 cm All Purpose Drum)	M7019* 1608083		X	X	X	X	X	X				X	X	X	X	X	X	X	X	X	X	X	X									
Planer, 46 cm (Equipped with 46 cm Fast Cut Drum)	M7018* 1608075			X	X	X	X	X				X	X	X	X	X	X	X	X	X	X	X	X	X								
① Planer, 46 cm (Without Drum)	M7018* 1609216			X	X	X	X	X				X	X	X	X	X	X	X	X	X	X	X	X	X								
Planer, 61 cm (Equipped with 61 cm Fast Cut Drum)	M7017* 1608073			X	X	X	X	X				X	X	X	X	X	X	X	X	X	X	X	X	X								
Planer, 61 cm (Without Drum)	M7017* 1608122			X	X	X	X	X				X	X	X	X	X	X	X	X	X	X	X	X	X								
Note: 7-Pin Attachment Control Kit is installed as standard on High Flow (H) machines.																																
② 7-Pin Attachment Control Kit **	7229102		X									X																				
7-Pin Attachment Control Kit **	7128426			X		X	X	X					X	X	X	X	X		X	X		X	X									

**PERFORMANCES ARE ESTIMATED ONLY AND CAN VARY DEPENDING ON THE TYPE OF CONCRETE, DEPTH OF USE, OPERATOR EXPERIENCE, ...**

\*\* To be ordered through Bobcat Parts

## OPTIONS / ACCESSORIES

Description	Part Number	Number of Bits	Weight (kg)
Guide Rod Kit, planer 35 cm**	6905975	-	7
Guide Rod Kit, planer 46 cm**	6716451	-	7
Guide Rod Kit, planer 61 cm**	7255036	-	7
Drum, Slot Cut, 6 cm	6905178	21	43
Drum, Slot Cut, 10 cm	6958406	24	111
Drum, All Purpose, 20 cm	7165473	34	86
Drum, All Purpose, 30 cm	7165485	40	111
Drum, All Purpose, 35 cm	6905404	46	118
Drum, Surface, 40 cm	6906320	184	150
Drum, Fast Cut, All Purpose, 46 cm	7165505	47	129
Drum, Smooth Cut, All Purpose, 46 cm	7165506	84	154
Drum, Fast Cut, All Purpose, 61 cm	6958266	57	170
Drum, Smooth Cut, All Purpose, 61 cm	7165544	124	190

**PLEASE FIND MORE  
INFORMATION ON  
DRUMS ON PAGE 87!**

\*\* To be ordered through Bobcat Parts

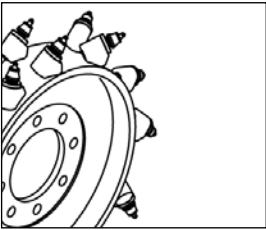




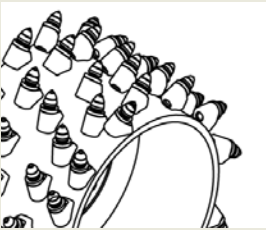
# WHICH DRUM TO USE



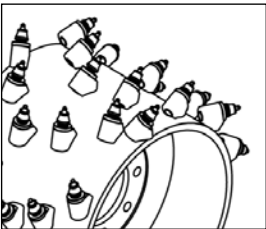
- ▶ **STANDARD DRUM:**  
Tackles most jobs, a perfect balance between speed and performance.




- ▶ **SLOT CUT DRUM:**  
Cuts asphalt in a thin line, preparing it for trenching, laying cables, or small repairs.



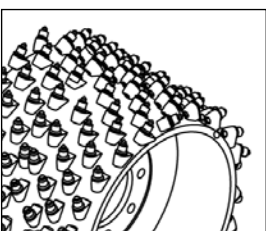
- ▶ **ALL-PURPOSE DRUM:**  
Engineered for smoother finish result in multiple applications.



- ▶ **FAST CUT DRUM:**  
Mainly known for its speed, leaves a rough surface.





- ▶ **SMOOTH CUT DRUM:**  
Thanks to the higher number of teeth, it mills asphalt or concrete with ease, leaving a smooth surface behind.



- ▶ **SURFACE DRUM:**  
Highest density of bits designed for removing paint from roads.

# PLANER, SELF-LEVELLING



	REQUIREMENTS	PERFORMANCE*	FEATURES & BENEFITS
 <p>Self-levelling Planer: For High Flow (H) machines only. Loader must be equipped with an Attachment Control Kit.</p>		<p>Teeth life: 20 - 60 hours                      Drum life: 300 - 800 hours                      Production rate: 40 - 50 m<sup>2</sup>/h</p> <p>* Performances are estimated only and can vary depending on the type of concrete, depth of use, operator experience, ...</p>	<ul style="list-style-type: none"> <li>• Top access panel – for easier bit service and maintenance.</li> <li>• Self-levelling feature - for following irregular surfaces.</li> <li>• Hydraulic side-shift – for planing close to walls and curbs, and to easily reposition the drum for another pass.</li> <li>• Hydraulic depth adjustment on each ski - for constant contact to the ground, even working with one ski on the curb or on the surface already milled.</li> <li>• Hydraulic planer tilting – for planing sloping surfaces or to match two uneven surfaces.</li> <li>• Direct-drive high torque motors – for low maintenance and high efficiency.</li> <li>• Bob-Tach™ mounting system with quick-connect controls – for fast, easy attachment changes.</li> </ul>

**Description:** Equipped with direct-drive, high-torque hydraulic motor. These low maintenance attachments efficiently mill asphalt or concrete. Planers feature hydraulic side-shift, hydraulic independent ski depth control and hydraulic tilting. Self-levelling ski. Make precise adjustments with fingertip controls.

TECHNICAL SPECIFICATIONS												
Description	Part Number	Maximum Cutting Width (cm)	Cutting Depth (with std drum) (cm)	Maximum Cutting Angle ± (°)	Sideshift (cm)	Minimum Planing Distance Next to Curb (cm)	Number of Bits	Weight (kg)	Control Kit Required	Working Flow	First Use Installation Time	
Self-levelling Planer, 45 cm	7221391	45	15	8	65	7,5	42	742	Yes	High Flow	None	
Self-levelling Planer, 45 cm, with smooth cut drum	7221391.SC	40	N/A	8	65	7,5	208	760	Yes	High Flow	None	
Self-levelling Planer, 50 cm	7331126	50	17	8	65	7,5	42	845	Yes	High Flow	None	
Self-levelling Planer, 60 cm	7221392	60	17	8	65	7,5	54	910	Yes	High Flow	None	
Self-levelling Planer, 100 cm	6726632	102	13	8	52	7,5	78	1032	Yes	High Flow	None	
Self-levelling Planer, 100 cm with 60 (fixed)/40 (removable) drum	1111142	100	13	8	52	7,5	54/32	1076	Yes	High Flow	None	
Self-levelling Planer, 120 cm	7331125	120	13	8	42	7,5	90	1135	Yes	High Flow	None	

COMPATIBILITY CHARTS		Compact Track Loaders								Skid Steer Loaders													
Description	Part Number	MT55	T450	T590/H	T66/H	T650/H	T76/H	T770/H	T870/H	S70	S100	S450	S510/H	S530/H	S550/H	S570/H	S590/H	S66/H	S630/H	S650/H	S76/H	S770/H	S850/H
		Self-levelling Planer, 45 cm	7221391			X	X	X	X						X	X	X	X	X	X	X	X	
Self-levelling Planer, 45 cm, with smooth cut drum	7221391.SC			X	X	X	X						X	X	X	X	X	X	X	X			
Self-levelling Planer, 50 cm	7331126			X	X	X	X	X	X				X	X	X	X	X	X	X	X	X	X	X
Self-levelling Planer, 60 cm	7221392			X	X	X	X	X	X				X	X	X	X	X	X	X	X	X	X	X
Self-levelling Planer, 100 cm	6726632					X	X	X	X										X	X	X	X	X
Self-levelling Planer, 100 cm with 60 (fixed) / 40 (removable) drum	1111142					X	X	X	X										X	X	X	X	X
Self-levelling Planer, 120 cm	7331125					X	X	X	X										X	X	X	X	X
Note: 7-Pin Attachment Control Kit is installed as standard on High Flow (H) machines.																							
7-Pin Attachment Control Kit **	7229102		X									X											
7-Pin Attachment Control Kit **	7128426			X		X		X	X				X	X	X	X	X		X	X		X	X
7-Pin Attachment Control Kit **	7392835				X		X										X				X		

**PERFORMANCES ARE ESTIMATED ONLY AND CAN VARY DEPENDING ON THE TYPE OF CONCRETE, DEPTH OF USE, OPERATOR EXPERIENCE, ...**

**HIGH FLOW MACHINES ONLY!**

\*\* To be ordered through Bobcat Parts



## OPTIONS / ACCESSORIES

Description	Part Number	Number of Bits	Weight (kg)
Guide Rod Kit, Self-levelling Planers	7244907	-	10
PSL 45 cm, Kit Nozzle Spray	7240656	-	5
Drum Surface Cut, Width = 40 cm, for PSL 45 cm	7307800	208	168
Drum Width = 30 cm, for PSL 45 cm	7307802	36	93
Drum Standard Width = 45 cm, for PSL 45 cm	7245741	42	123
PSL 50 & 60 cm, Kit Nozzle Spray	7240658	-	5
Drum Standard Width = 50 cm, for PSL 50 & 60 cm	7337658	42	133
Drum, Surface Cut, Width = 40 cm, for PSL 50 & 60 cm	7338345	208	186
Drum Standard Width = 60 cm, for PSL 60 cm	7245754	54	153
Drum Surface Cut, Width = 61 cm, for PSL 60 cm	7307801	306	244
PSL 100 cm, Kit Nozzle Spray	7113092	-	6
Drum Standard Width = 100 cm, for PSL 100 cm	6676767	78	258
Drum Surface Cut, Width = 100 cm, for PSL 100 cm	7330324	508	310
Drum 60 Fixed/40 Removable, for PSL 100 cm	7330325	78	313
PSL 120 cm, Kit Nozzle Spray	7331110	-	6



# PRESSURE WASHER



REQUIREMENTS	FEATURES & BENEFITS
<p>Pressure Washer</p> <p>Attachment Control Kit</p> <p>Pressure Washer: Loader must be equipped with an Attachment Control Kit, except for model KC19-250S.</p>	<ul style="list-style-type: none"> <li>• Plug &amp; Play enables the operator to connect the attachment to the machine within seconds</li> <li>• Compact Design for working in tight spaces and ease of transport</li> <li>• Hydraulically adjustable front sprayer helps to adapt to all street conditions</li> <li>• Floating front wheel allows the Pressure Washer to work smoothly and faster</li> <li>• High Pressure Pump – No rotating parts makes it durable and low maintenance</li> <li>• Washing handgun with 20 meters hose reel</li> <li>• Dustfree cleaning before laying bituminous material</li> </ul>

**Description:** The Bobcat® Pressure Washer is a versatile attachment that can be used to clean and sanitize streets (model 220L is not suitable for sanitization needs), remove graffiti and even for railroad, bridge or tunnel maintenance. It's dustfree design enables the attachment to be used when laying asphalt, providing a clean surface for bituminous material laying. Designed to spray high pressured water on roads or any kind of surface that needs to be cleaned. Washing handgun with 20 meters hose reel makes cleaning effective and easy.

## TECHNICAL SPECIFICATIONS

Description	Part Number	Sprayer Width (mm)	Maximum Water Pressure (bar)	Maximum Water (L/min)	Water Tank Capacity (L)	Degree of Sprayer Angle	Operating Weight (kg)	Shipping Weight (kg)	Control Kit Required	Working Flow	First Use Installation Time
Pressure Washer KC19-250S	7418713	1500	250	30	270	± 19° (mech.)	369	99	No	Standard	None
Pressure Washer KC19-250M	7418714	1800	250	30	540	± 20° (hydr. cyl.)	765	225	Yes	Standard	None
Pressure Washer KC19-250L	7418715	1800	250	30	810	± 20° (hydr. cyl.)	1071	261	Yes	Standard	None
Pressure Washer KC19-220L	7420822	1850	220	50	1080	± 20° (hydr. cyl.)	1078	268	Yes	Standard	None

## COMPATIBILITY CHARTS

Description	Part Number	Compact Track Loaders								Skid Steer Loaders															
		MT55	T450	T590/H	T66/H	T650/H	T76/H	T770/H	T870/H	S70	S100	S450	S510/H	S530/H	S550/H	S570/H	S590/H	S66/H	S630/H	S650/H	S76/H	S770/H	S850/H		
Pressure Washer KC19-250S	7418713										X														
① Pressure Washer KC19-250M	7418714		X	X	X	X	X	X	X			X	X	X	X	X	X	X	X	X	X	X	X	X	X
Pressure Washer KC19-250L	7418715			X	X	X	X	X	X								X			X	X	X	X	X	X
Pressure Washer KC19-220L	7420822			X	X	X	X	X	X								X			X	X	X	X	X	X
Note: 7-Pin Attachment Control Kit is installed as standard on High Flow (H) machines.																									
② 7-Pin Attachment Control Kit **	7229102		X									X													
7-Pin Attachment Control Kit **	7128426			X		X		X	X				X	X	X	X	X		X	X		X	X		X
7-Pin Attachment Control Kit **	7392835				X		X										X				X				

## OPTIONS / ACCESSORIES

Description	Part Number	Maximum Pressure Output (bar)	Sand Consumption (kg/h)	Sand Grain Size (mm)	Weight (kg)	First Use Installation Time
Sand blasting kit	7423360	200	200 - 450	0.2 - 1.4	6	None

# REAR STABILIZERS



REQUIREMENTS	FEATURES & BENEFITS
<p>Adapter                      Stabilizers</p> <p>Rear Stabilizers: Need adapter and stabilizer. Also needs rear auxiliary hydraulic line (dealer install option)</p>	<ul style="list-style-type: none"> <li>• Delivers better results for tree spade and backhoe attachments.</li> <li>• Frame-mounted, quick-attach design.</li> <li>• Grouser bars help prevent the loader from being pulled forward toward the work.</li> <li>• Street pads are available.</li> <li>• Transfers weight of machine to front mounted attachment.</li> </ul> <p>Note: Installation of rear stabilizers requires rear auxiliary hydraulics</p>

**Description:** Increase your auger, backhoe or tree spade performance in a wide range of jobs with a set of frame-mounted rear stabilizers. Rear stabilizers improve performance by transferring the weight of the loader to the auger, backhoe or tree spade where it's needed for better digging capability. Rear stabilizers also assist in levelling the loader on uneven terrain. Rear stabilizers are available for most Bobcat® loaders and can be quickly mounted and removed.

TECHNICAL SPECIFICATIONS					
Description	Part Number	Weight (kg)	Control Kit Required	Working Flow	First Use Installation Time
Quick-Tach Rear Stabilizers	6811449	118	No	Standard	2.5 h

COMPATIBILITY CHARTS																								
Description	Part Number	Compact Track Loaders								Skid Steer Loaders														
		MT55	T450	T590/H	T66/H	T650/H	T76/H	T770/H	T870/H	S70	S100	S450	S510/H	S530/H	S550/H	S570/H	S590/H	S66/H	S630/H	S650/H	S76/H	S770/H	S850/H	
① Rear Stabilizers Mounting Kit	7152508		X	X		X							X	X	X	X			X	X				
① Rear Stabilizers Mounting Kit	7152512							X	X													X	X	
① Rear Stabilizers Mounting Kit **	7393164						X														X			
① Rear Stabilizers Mounting Kit **	7415849 **				X												X							
② Quick-Tach Rear Stabilizers **	6811449		X	X	X	X	X	X	X				X	X	X	X	X	X	X	X	X	X	X	

OPTIONS / ACCESSORIES		
Description	Part Number	Weight (kg)
Counterweight Kit, 137 kg **	6811455	137
Rear Auxiliary Line Kit 400 series **	7249869	35
Rear Auxiliary Line Kit 500 series **	7229294	35
Rear Auxiliary Line Kit 600 series **	7231436	45
Rear Auxiliary Line Kit 700 series **	7220912	55
Rear Auxiliary Line Kit 800 series **	7214605	66

**WORKS GREAT WITH BACKHOES, AUGERS AND TREE TRANSPLANTERS AMONG OTHER ATTACHMENTS.**

\*\* To be ordered through Bobcat Parts



# REMOTE CONTROL



**REQUIREMENTS**

**FEATURES & BENEFITS**

Remote Control: SJC controls needed for the remote control application

- Plug and play - the Bobcat remote control can be connected to any loader equipped with SJC controls within minutes
- Dedicated password for every kit
- Two way communication
- 3.5 inch transreflective color backlit LCD display communicating all the important information about the carrier (fuel and oil status, warnings)
- Speed management for easier operation in certain applications (for machine compatibility please contact your Application Sales Manager or District Manager)
- Transmitter equipped with an E-stop button and tilt-control for maximum safety
- Supplied with two exchangeable batteries
- Comes with a protective case, making it easier to transport between jobsites

**Description:** Control your Bobcat loader without the need to be in the cab. This easily portable radio remote control system can be mounted on the carrier within minutes, compatible with all loaders equipped with a Selectable Joystick Control.

TECHNICAL SPECIFICATIONS									
Description	Part Number	Range of transmitting (m)	Expected operating hours	Charging time	Operating temperature	Storage temperature (with battery)	Frequency	Control Kit Required	First Use Installation Time
Remote Control Kit	7340906	500	~20 hours	~ 7 hours (full charge)	-30°C to +58°C	-30°C to +60°C	2.4 GHz	Yes	None

COMPATIBILITY CHARTS																								
Description	Part Number	Compact Track Loaders							Skid Steer Loaders															
		MT55	T450	T590/H	T66/H	T650/H	T76/H	T770/H	T870/H	S70	S100	S450	S510/H	S530/H	S550/H	S570/H	S590/H	S66/H	S630/H	S650/H	S76/H	S770/H	S850/H	
Remote Control Kit	7340906		X	X	X*	X	X*	X	X		X	X	X	X	X	X	X	X*	X	X	X*	X	X	X

OPTIONS / ACCESSORIES	
Description	Part Number
Rear window removal kit **	6725946
R-series rear window removal kit **	7407739

SUPPLIED WITH TWO EXCHANGEABLE BATTERIES

IF NEEDED: REAR WINDOW REMOVAL KIT IS ORDERABLE THROUGH PARTS\*\*

**Note:** Remote Control is compatible for loaders with service analyzer version V57.0 (6/4/2007) or above. SJC controls needed for application.

APPROVED ATTACHMENTS			
Angle Broom	Bucket Snow	Planer	Stump Grinder
Auger	Box Blade	Root Grapple	Sweeper
Bale Fork	Drop Hammer	Scarifier	Tiller
Breaker	Dozer Blade	Seeder	Tilt-Tach
Bucket Combo	Dumping Hopper	Scraper	Tree Transplanter
Bucket C/I	Farm Grapple	Snow Blade	Trench Compactor
Bucket Dirt	Grader	Snow Blower	Trencher
Bucket Fertilizer	Industrial Grapple	Snow Pusher	Vibratory Roller
Bucket GP	Land Plane	Snow V-Blade	Wheel Saw
Bucket Lo-Pro	Landscape Rake	Sod Layer	
Bucket Skeleton	Pallet Fork	Soil Conditioner	

\* R-series compatibility from S/N break 10001819  
 \*\* To be ordered through Bobcat Parts

**"One-Stop-Shop" Bobcat Benefit**  
One source - one supplier - one partner  
for expertise, parts and service support.

## WHY BOBCAT REMOTE CONTROL KIT?

### PLUG AND PLAY

- Thanks to the unique Plug and Play feature, this easily portable industrial remote control solution that can be interchanged between carriers in less than a minute

### VISIBILITY & COMMUNICATION

- By controlling the machine from the outside, the operator has a full visibility on the attachment making it even more versatile in certain applications
- Remotely controlling the machine also allows for easier communication at the jobsite, as it allows the operator to walk around, and manage his surroundings better

### COMFORT & PRODUCTIVITY

- The remote control distances the operator from dust, noise, vibrations or jobsites that require special safety precautions
- Work can be done faster and with higher precision, while it can also reduce the workforce needed (no more need of a support operator)



Since 1958 Bobcat is conquering the world with equipment of unrivalled quality and unprecedented versatility. Thanks to the different models and a wide range of attachments Bobcat Loaders can perform virtually every task. Used in agriculture, construction, landscaping, forestry, snow removal and many more.



# ROTARY GRINDER

**REQUIREMENTS**

**FEATURES & BENEFITS**

Rotary Grinder: Needs Adapter Frame + Rotary Grinder + 2 hose kits.

- Grinds powerfully in concrete, asphalt or rock.
- Allows you to also grind with precision for finishing operations, removing walls surfaces or partial structures.
- Digs trenches through hard and rocky ground.
- Produces small diameter debris that if needed could be reused.
- Transmits low vibration to surrounding structures.
- Low noise – in comparison with hydraulic or pneumatic demolition tools.
- Environmentally friendly.

**Description:** The rotary grinder is a powerful attachment that consists of a double drum, driven by a completely integrated high-torque hydraulic motor. Due to its design, it permits on the one hand a very precise removal of material, without damaging adjacent structures and on the other hand it can demolish complete structures and dig trenches in rocky ground or prepare asphalt or concrete surfaces for reparation.

TECHNICAL SPECIFICATIONS										
Description	Part Number	Cutting Width with Standard Drum (mm)	Drum Diameter (mm)	Maximum Cutting Force (kN)	Maximum Continuous Flow (l/m)	Maximum Drum Speed (rpm)	Weight (kg)	Control Kit Required	Working Flow	First Use Installation Time
Rotary Grinder, RG40	7199997	621	445	20.3	105	140	462	No	Standard/High Flow	None
Rotary Grinder, RG60	7199998	707	500	27.6	145	115	627	No	Standard/High Flow	None

COMPATIBILITY CHARTS																								
Description	Part Number	Compact Track Loaders								Skid Steer Loaders														
		MT55	T450	T590/H	T66/H	T650/H	T76/H	T770/H	T870/H	S70	S100	S450	S510/H	S530/H	S550/H	S570/H	S590/H	S66/H	S630/H	S650/H	S76/H	S770/H	S850/H	
① Inner Hose Kit	7200719			X	X	X	X	X	X							X	X	X	X	X	X	X	X	X
② Bob-Tach™ Bolt-on Adapter Frame	7200740			X	X	X	X	X	X							X	X	X	X	X	X	X	X	X
③ Outer Hose Kit	7200726			X	X	X	X	X	X							X	X	X	X	X	X	X	X	X
④ Rotary Grinder, RG40	7199997			X	X	X	X									X	X	X	X	X				
④ Rotary Grinder, RG60	7199998								X	X												X	X	





# SALT & SAND SPREADER



## REQUIREMENTS

## FEATURES & BENEFITS



Salt & Sand Spreader: No special requirement.

- Ideal to spread salt and sand but also fertilizers and seeds to work all year round.
- Three gates allow you spread up to 180° and up to 8 m wide.
- Self-loading from a stockpile like a normal bucket with a capacity of 0.33 m<sup>3</sup>.
- An agitator is located in the hopper to facilitate the flow of caked material.
- Large chunks of sand and salt are filtered through the screen at the top of the hopper for even, consistent flow.
- A cab control allows you to regulate the spinner wheel rpm directly from the operator's seat.

**Description:** Ideal for spreading in confined areas such as parking lots and pedestrian zones where larger equipment cannot be used. Also excellent for spreading fertiliser and seed.

## TECHNICAL SPECIFICATIONS

Description	Part Number	Width (cm)	Hopper Capacity Struck (m <sup>3</sup> )	Hopper Capacity Heaped (m <sup>3</sup> )	Spreading Pattern	Spinner Wheel Diameter (cm)	Weight (kg)	Control Kit Required	Working Flow	First Use Installation Time
Salt & Sand Spreader, HS8	7157284	138	0.27	0.33	5.6 m @ 1500 rpm 6.8 m @ 2000 rpm 8.2 m @ 2500 rpm	45	198	No	Standard	None

## COMPATIBILITY CHARTS

Description	Part Number	Compact Track Loaders								Skid Steer Loaders														
		MT55	T450	T590/H	T66/H	T650/H	T76/H	T770/H	T870/H	S70	S100	S450	S510/H	S530/H	S550/H	S570/H	S590/H	S66/H	S630/H	S650/H	S76/H	S770/H	S850/H	
Salt & Sand Spreader, HS8	7157284		X	X	X	X	X	X	X			X	X	X	X	X	X	X	X	X	X	X	X	X


## OPTIONS / ACCESSORIES

Description	Part Number
Sidewalk Kit for Spreader, HS8 • Limits the spread pattern to a width of 73 cm or 94 cm, depending on the mounting location used **	7157412

\*\* To be ordered through Bobcat Parts


# SAND CLEANER





**REQUIREMENTS**

Sand Cleaner      Attachment Control Kit



Sand Cleaner: Comes standard with a 15x15 mm grid. Loader must be equipped with an Attachment Control Kit.

**FEATURES & BENEFITS**

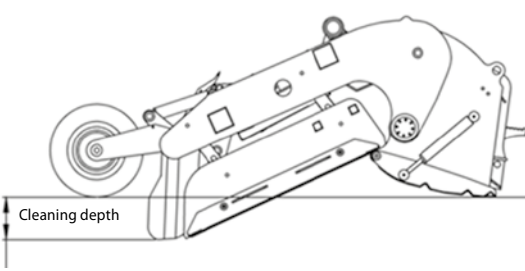
- Hydraulic depth control, from 0 to 20 cm
- Hydraulic bucket discharge
- Removable grids (5x5, 10x10, 15x15 or 20x20 mm)
- ACD control for full control from the cab
- Back blade for nice finish
- Diverter valve and drain line in case of overflow
- Auto-lubricating bearing seal
- Maintenance free

**Description:** Keep the beach clean and quickly remove any litter by using the Bobcat Sand Cleaner. It allows you to sift the sand and collect debris as small as cigarette butts. Could be used on public beaches or private resorts, kids playgrounds, volleyball pitches, racing tracks, farms, ...

TECHNICAL SPECIFICATIONS											
Description	Part Number	Working width (mm)	Working depth (mm)	Bucket capacity (l)	Performance (m <sup>2</sup> /h)*	Working Pressure (bar)	Working Flow (l/min)	Weight (kg)	Control kit required	Working Flow	First Use Installation Time
Sand Cleaner – SC200	7280080	1900	up to 200	350	up to 15000	80	40	715	Yes	Standard	None

COMPATIBILITY CHARTS																								
Description	Part Number	Compact Track Loaders								Skid Steer Loaders														
		MT55	T450	T590/H	T66/H	T650/H	T76/H	T770/H	T870/H	S70	S100	S450	S510/H	S530/H	S550/H	S570/H	S590/H	S66/H	S630/H	S650/H	S76/H	S770/H	S850/H	
① Sand Cleaner – SC200	7280080			X	X	X	X	X	X									X	X	X	X	X	X	X
Note: 7-Pin Attachment Control Kit is installed as standard on High Flow (H) machines.																								
② 7-Pin Attachment Control kit**	7128426			X		X		X	X															
7-Pin Attachment Control kit**	7392835				X		X										X				X			

OPTIONS / ACCESSORIES				Optimized working position
Description	Part Number	Weight (kg)	Comment	
Screening net 5 x 5 mm (set of 2 grids, left and right)	7282508	38	For very fine cleaning. Not recommended on wet sand.	
Screening net 10 x 10 mm (set of 2 grids, left and right)	7283280	35	Able to pick up cigarette ends.	
Screening net 15 x 15 mm (set of 2 grids, left and right)	7282509	32	Standard grids. Able to pick up cigarette ends.	
Screening net 20 x 20 mm (set of 2 grids, left and right)	7282510	30	Reinforced grids to collect rocks.	
Sand Cleaner finishing blade	7282339	60	Removes the machine track marks for a nice finish.	



Cleaning depth

The SC200 is approved for wheeled skid steer loaders from B3YZ00214 and above. It is possible to retrofit previous units by the step replacement.

\* PERFORMANCES ARE ESTIMATED ONLY AND CAN VARY DEPENDING ON THE TYPE OF CONCRETE, DEPTH OF USE, OPERATOR EXPERIENCE, ...

\*\* To be ordered through Bobcat Parts

**"One-Stop-Shop" Bobcat Benefit**  
One source - one supplier - one partner  
for expertise, parts and service support.

## KEEP IT CLEAN WITH THE BOBCAT SAND CLEANER

### WHY BOBCAT SAND CLEANER?

#### PERFORMANCE

- Collect small debris (cigarette stubs, bottle caps, broken glass, ...)
- Short cycle time

#### HIGH PRODUCTIVITY FOR GREAT VALUE

- Up to 15,000 m<sup>2</sup>/h
- Solution package = 1/2 the cost of a dedicated machine

#### VERSATILITY

- Use a Bobcat Root Grapple to pick up large material
- Access difficult areas

#### TOP TASKS

- Public beach, private resort cleaning
- Playground maintenance
- Sports fields (Volley ball, beach soccer, ...)
- Race tracks
- Farm terrains
- Recycling/sorting industry



Since 1958 Bobcat is conquering the world with equipment of unrivalled quality and unprecedented versatility. Thanks to the different models and a wide range of attachments Bobcat Loaders can perform virtually every task. Used in agriculture, construction, landscaping, forestry, snow removal and many more. Today, we present to you Bobcat Tough Jobs.





# SCARIFIER



## REQUIREMENTS

## FEATURES & BENEFITS



Scarifier: Includes 2 Depth Guides and 5 teeth.

- The scarifier includes two depth guides and five teeth.
- Adjustable depth skids for pre-setting digging depth up to 15 cm deep.
- Prepares hard packed ground for digging or landscaping
- Rips light asphalt for removal
- Standard five-tooth unit with additional teeth available.
- Bob-Tach mounted.

**Description:** Has the power to rip apart hard packed ground and prepare for digging or landscaping. The front scarifier has adjustable depth skids for presetting digging depth.

## TECHNICAL SPECIFICATIONS

Description	Part Number	Width (cm)	Number of Teeth	Maximum Digging Depth (cm)	Weight (kg)	Control Kit Required	Working Flow	First Use Installation Time
Scarifier, 152 cm	6563526	152	5	15	160	No	Standard	0.5 h

## COMPATIBILITY CHARTS

Description	Part Number	Compact Track Loaders								Skid Steer Loaders														
		MT55	T450	T590/H	T66/H	T650/H	T76/H	T770/H	T870/H	S70	S100	S450	S510/H	S530/H	S550/H	S570/H	S590/H	S66/H	S630/H	S650/H	S76/H	S770/H	S850/H	
Scarifier, 152 cm	6563526	X	X	X	X	X	X	X	X			X	X	X	X	X	X	X	X	X	X	X	X	X



# SCRAPER



## REQUIREMENTS

## FEATURES & BENEFITS



Scraper: No special requirement.

- Remove packed-on materials such as mud, ice and snow.
- Peel away carpet and floor tile.
- Two models: 46 and 56 cm disk diameter.
- Self-sharpening cutting edge

**Description:** Use to remove stubborn, packed-on mud, snow and ice from driveways, sidewalks, parking lots, bike paths, wherever build-up occurs. Leaves a smooth surface for safer walking and driving. It easily removes carpet and floor tile as well.

## TECHNICAL SPECIFICATIONS



Description	Part Number	Disk Diameter (cm)	Weight (kg)	Control Kit Required	Working Flow	First use installation time
Scraper, Mini	6907177.EA	46	59	No	Standard	None
Scraper, Super	6675211	56	78	No	Standard	None

## COMPATIBILITY CHARTS

Description	Part Number	Compact Track Loaders								Skid Steer Loaders															
		MT55	T450	T590/H	T66/H	T650/H	T76/H	T770/H	T870/H	S70	S100	S450	S510/H	S530/H	S550/H	S570/H	S590/H	S66/H	S630/H	S650/H	S76/H	S770/H	S850/H		
Scraper, Mini	6907177.EA									X															
Scraper, Super	6675211		X	X	X	X	X	X			X	X	X	X	X	X	X	X	X	X	X	X	X		

# SEEDER



	REQUIREMENTS	FEATURES & BENEFITS
	<div style="display: flex; justify-content: space-around;"> <div style="text-align: center;"> <p>Adapter</p> <p>①</p> </div> <div style="text-align: center;"> <p>Seeder</p> <p>②</p> </div> </div>  <p>Seeder: Needs Adapter &amp; Seeder.</p>	<ul style="list-style-type: none"> <li>• 182 cm seeding width.</li> <li>• Variable seeding rate.</li> <li>• Three-point mount standard.</li> </ul>

**Description:** Accurate seed placement and adjustable metering. Unlike broadcast seeders, the Bobcat seeder places the seed with the proper spacing and at precisely the right depth for better germination. It also eliminates broadcasting seed into unwanted areas. With a production rate of more than two acres per hour, the seeder is efficient and cost-effective.

TECHNICAL SPECIFICATIONS								
Description	Part Number	Working Width (cm)	Hopper Capacity (L)	Weight - Empty (kg)	Weight - Full (kg)	Control Kit Required	Working Flow	First Use Installation Time
Seeder, 182 cm, 3-Point Mounting	7167712	182	140	590	646	No	Standard	None

COMPATIBILITY CHARTS																							
Description	Part Number	Compact Tracked Loaders								Skid Steer Loaders													
		MT55	T450	T590/H	T66/H	T650/H	T76/H	T770/H	T870/H	S70	S100	S450	S510/H	S530/H	S550/H	S570/H	S590/H	S66/H	S630/H	S650/H	S76/H	S770/H	S850/H
① Bob-Tach™ Adapter	7167759		X	X		X		X	X			X	X	X	X	X	X		X	X		X	X
② Seeder, 182 cm, 3-Point Mounting	7167712		X	X	X	X	X	X	X			X	X	X	X	X	X	X	X	X	X	X	X






# SILT FENCE INSTALLER



## REQUIREMENTS

## FEATURES & BENEFITS



- Increase your productivity by installing hundreds of meters of silt fence fabric per hour and avoid costly governmental fines and project shutdowns.
- It's the fastest, easiest and most economical way to install silt fence for residential, commercial, industrial or motorway projects.
- The silt fence installer works with 91 cm, 107 cm or 122 cm silt fence.
- Minor modifications are required to adjust the roll holder for a different size.

**Description:** The silt fence installer attachment provides a more efficient and much more secure method of installing silt fence than the traditional methods of digging by hand or trenching.

## TECHNICAL SPECIFICATIONS

Description	Part Number	Width (cm)	Weight (kg)	Control Kit Required	Working Flow	First use installation time
Silt Fence Installer, 116 cm, Non-CE	7137320	116	351	No	Standard	None

## COMPATIBILITY CHARTS


Description	Part Number	Compact Track Loaders								Skid Steer Loaders												
		MT55	T450	T590/H	T66/H	T650/H	T76/H	T770/H	T870/H	S70	S100	S450	S510/H	S530/H	S550/H	S570/H	S590/H	S66/H	S630/H	S650/H	S76/H	S770/H
① Loader Rigid Mounting Frame	7137333					X	X	X										X	X		X	X
② Silt Fence Installer, Non-CE	7137320					X	X	X										X	X		X	X






# SNOW BLADE






**REQUIREMENTS**

**FEATURES & BENEFITS**





Snow Blade: Includes hydraulic angle.

- Snow blades angle 30 degrees to either side, using powerful hydraulic cylinders, to help move snow where you want it
- The blade angle is adjusted from the cab using fingertip controls
- Moldboard has spring trip for component protection in case of hitting a side walk or large stone
- Adjustable depth shoes are standard equipment
- High visibility masts provided to locate blade corners for better visibility of the blade position
- Strong, high-carbon steel cutting edge for long life
- Optional rubber cutting edge to protect pavement surfaces available through Bobcat Parts for 5- to 8-foot models
- Optional end wing kit turns Bobcat snow blades into snow pushers (end wing kit available for 7-foot and 8-foot models only)
- Quick loader hook-up with the exclusive Bob-Tach™ mounting system

**Description:** An excellent way to quickly remove light or moderate snow from sidewalks and driveways. Moldboard angles right or left up to 30°. High visibility masts help locate blade corners.

## TECHNICAL SPECIFICATIONS

Description	Part Number	Width (cm)	Working Width (fully angled) (cm)	Cutting Edge (mm)	Cylinders	Trip Springs	Optional Rubber Cutting Edge (mm)	Weight (kg)	Control Kit Required	Working Flow	First Use Installation Time
Snow Blade, 152 cm	6906107	152	132	9.5x152.4	2	4	25.4x152.4	263	No	Standard	0.25 h
Snow Blade, 183 cm	6905156	183	160	9.5x152.4	2	4	25.4x152.4	268	No	Standard	0.25 h
Snow Blade, 213 cm	6716836	213	185	9.5x152.4	2	4	25.4x152.4	281	No	Standard	0.25 h
Snow Blade, 244 cm	6716838	244	210	9.5x152.4	2	4	25.4x152.4	299	No	Standard	0.25 h
Snow Blade, HD, 218 cm	7207861	218	189	9.5x152.4	1	4	25.4x152.4	367	No	Standard	0.25 h
Snow Blade, HD, 244 cm	7207862	244	211	9.5x152.4	1	4	25.4x152.4	393	No	Standard	0.25 h
Snow Blade, HD, 274 cm	7207863	274	237	12.7x152.4	1	4	25.4x152.4	430	No	Standard	0.25 h

## COMPATIBILITY CHARTS

Description	Part Number	Compact Track Loaders								Skid Steer Loaders														
		MT55	T450	T590/H	T66/H	T650/H	T76/H	T770/H	T870/H	S70	S100	S450	S510/H	S530/H	S550/H	S570/H	S590/H	S66/H	S630/H	S650/H	S76/H	S770/H	S850/H	
Snow Blade, 152 cm	6906107		X							X	X	X	X	X	X	X								
Snow Blade, 183 cm	6905156		X							X	X	X	X	X	X	X	X	X	X	X	X			
Snow Blade, 213 cm	6716836		X								X	X	X	X	X	X	X	X	X	X	X	X		
Snow Blade, 244 cm	6716838												X	X	X	X	X	X	X	X	X	X	X	
Snow Blade, HD, 218 cm	7207861		X	X	X	X	X	X			X	X	X	X	X	X	X	X	X	X	X	X	X	
Snow Blade, HD, 244 cm	7207862		X	X	X	X	X	X	X				X	X	X	X	X	X	X	X	X	X	X	X
Snow Blade, HD, 274 cm	7207863					X	X	X	X									X	X	X	X	X	X	X

## OPTIONS / ACCESSORIES

Description	Snow Blade 137 cm	Snow Blade 152 cm	Snow Blade 183 cm	Snow Blade 213 cm	Snow Blade 244 cm	Snow Blade HD 218 cm	Snow Blade HD 244 cm	Snow Blade HD 274 cm
End Wing Kit, Snow Blade				6716834	6716834			
Replacement Cutting Edge **	7195435	6905995	6905155	6673634	6673606	7135661	7161165	7160646
Wear Edge Kit, Rubber **	7199966	6906117	6905158	6905400	6905401	7169614	6905401	7169615
Wear Edge Kit, Poly **	7199969					7169616	7169617	7169618

End Wing Kit

Replacement Cutting Edge

Wear Edge Kit




\*\* To be ordered through Bobcat Parts




# SNOW BLOWER

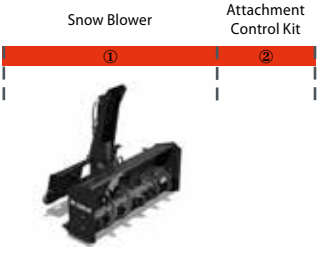




**REQUIREMENTS**

**FEATURES & BENEFITS**





Snow Blower: Includes a Hydraulic Motor Package. Loader must be equipped with a 7-pin Attachment Control Kit.

- There are three models with several different widths and different motor packages to perfectly match with your Bobcat® loader.
- The snowblowers feature direct-drive hydraulic motors for the fan and auger; eliminating high-wear items such as gearboxes, chains, sprockets, and shear pins.
- Chute rotation is achieved by a chain and sprocket system, eliminating loose, tangled and frozen cables.
- All models feature an adjustable fan opening, allowing the operator to control the amount of air and snow entering a more efficient 15 cm deep fan.
- A new valve block is mounted directly on the fan motor and results in minimal reduction of hydraulic pressure and reduces the number of hydraulic hoses and elbows on the snowblower; no hoses on the operator entry/exit side of the attachment ensure safer operation.

**Description:** Extend your Bobcat® loader work into winter with a hydraulically driven snowblower. This attachment is ideal for clearing sidewalks, driveways and parking lots. Adjustable height skid shoes position cutting edge for gravel or pavement. Depending on model, throws snow up to 12 m.

TECHNICAL SPECIFICATIONS											
Description	Part Number	Width (mm)	Hydraulic Motor Package	Auger Diameter (mm)	Fan Diameter (mm)	Intake Diameter (mm)	Cutting Edge (mm)	Throw Distance (up to) (m)*	Weight (kg)	Control Kit Required	Working Flow
Snow Blower, 150 X 48, 5.5 Hydraulic Motor	M7008*885851	1306	5.5	356	381	584	9 x 76	7.6	211	Yes	Standard
Snow Blower, 200 X 60, 6.2 Hydraulic Motor	M7001*885784	1587	6.2	356	508	635	13 x 102	12.2	357	Yes	Standard / High Flow
Snow Blower, 200 X 66, 6.2 Hydraulic Motor	M7002*886721	1740	6.2	356	508	635	13 x 102	12.2	368	Yes	Standard / High Flow
Snow Blower, 200 X 66, 9.6 Hydraulic Motor	M7002*886729	1740	9.6	356	508	635	13 x 102	12.2	368	Yes	Standard / High Flow
Snow Blower, 200 X 72, 6.2 Hydraulic Motor	M7003*885792	1892	6.2	356	508	635	13 x 102	12.2	379	Yes	Standard / High Flow
Snow Blower, 200 X 72, 8.0 Hydraulic Motor	M7003*885786	1892	8	356	508	635	13 x 102	12.2	379	Yes	Standard / High Flow
Snow Blower, 200 X 72, 9.6 Hydraulic Motor	M7003*896000	1892	9.6	356	508	635	13 x 102	12.2	379	Yes	Standard / High Flow
Snow Blower, 200 X 78, 6.2 Hydraulic Motor	M7004*885788	2045	6.2	356	508	635	13 x 102	12.2	390	Yes	Standard / High Flow
Snow Blower, 200 X 78, 9.6 Hydraulic Motor	M7004*886731	2045	9.6	356	508	635	13 x 102	12.2	390	Yes	Standard / High Flow
Snow Blower, 240 X 72, 9.6 Hydraulic Motor	M7005*886717	1892	9.6	457	610	876	13 x 102	12.2	459	Yes	Standard / High Flow
Snow Blower, 240 X 84, 8.0 Hydraulic Motor	M7006*885799	2197	8	457	610	876	13 x 102	12.2	501	Yes	Standard / High Flow
Snow Blower, 240 X 84, 9.6 Hydraulic Motor	M7006*886733	2197	9.6	457	610	876	13 x 102	12.2	501	Yes	Standard / High Flow
Snow Blower, SBX240 X 72, 12.3 Hydraulic Motor	M7009*890957	1892	12.3	470	610	850	13 x 102	13.7	499	Yes	High Flow

**\* PERFORMANCES ARE ESTIMATED ONLY AND CAN VARY DEPENDING ON THE TYPE OF CONCRETE, DEPTH OF USE, OPERATOR EXPERIENCE, ...**

**DID YOU KNOW? SMALL MOTORS ARE USED FOR LIGHT SNOW, BIG MOTORS FOR WET, HEAVY SNOW.**

## COMPATIBILITY CHARTS

Description	Part Number	Compact Track Loaders								Skid Steer Loaders															
		MT55	T450	T590/H	T66/H	T650/H	T76/H	T770/H	T870/H	S70	S100	S450	S510/H	S530/H	S550/H	S570/H	S590/H	S66/H	S630/H	S650/H	S76/H	S770/H	S850/H		
Snow Blower, 150 X 48, 5.5 Hydraulic Motor	M7008*885851	X								X	X														
Snow Blower, 200 X 60, 6.2 Hydraulic Motor	M7001*885784		X									X	X	X	X	X									
Snow Blower, 200 X 66, 6.2 Hydraulic Motor	M7002*886721		X	X	X	X						X	X	X	X	X			X	X					
Snow Blower, 200 X 66, 9.6 Hydraulic Motor	M7002*886729		X	X	X	X						X	X	X	X	X			X	X					
Snow Blower, 200 X 72, 6.2 Hydraulic Motor	M7003*885792		X	X	X	X	X					X	X	X	X	X	X	X	X	X	X	X			
Snow Blower, 200 X 72, 8.0 Hydraulic Motor	M7003*885786		X	X	X	X	X	X				X	X	X	X	X	X	X	X	X	X	X	X		
① Snow Blower, 200 X 72, 9.6 Hydraulic Motor	M7003*896000		X	X	X	X	X					X	X	X	X	X	X	X	X	X	X	X			
Snow Blower, 200 X 78, 6.2 Hydraulic Motor	M7004*885788			X	X	X	X						X	X	X	X	X	X	X	X	X				
Snow Blower, 200 X 78, 9.6 Hydraulic Motor	M7004*886731			X	X	X	X						X	X	X	X	X	X	X	X	X				
Snow Blower, 240 X 72, 9.6 Hydraulic Motor	M7005*886717			X	X	X	X	X					X	X	X	X	X	X	X	X	X	X	X	X	X
Snow Blower, 240 X 84, 8.0 Hydraulic Motor	M7006*885799			X	X	X	X	X										X	X	X	X	X	X	X	X
Snow Blower, 240 X 84, 9.6 Hydraulic Motor	M7006*886733			X	X	X	X	X	X									X	X	X	X	X	X	X	X
Snow Blower, SBX240 X 72, 12.3 Hydraulic Motor	M7009*890957								X	X													X	X	
Note: 7-Pin Attachment Control Kit is installed as standard on High Flow (H) machines.																									
14-Pin Attachment Control Kit **	7427836	X																							
14-Pin Attachment Control Kit **	7427916									X															
② 14-Pin Attachment Control Kit ** – Standard Control machines	7143064										X														
14-Pin Attachment Control Kit ** – Selectable Joystick Control machines	6733136										X														
7-Pin Attachment Control Kit **	7229102		X									X													
7-Pin Attachment Control Kit **	7128426			X		X		X	X				X	X	X	X	X		X	X		X	X		

## OPTIONS / ACCESSORIES

Description	Part Number	Weight (kg)	First Use Installation Time
Truck Loading Chute for SB240 and SBX240 (For use with high flow loader only) • Includes deflector control, support mount and hoses.	6958978	66	2.5 h

\*\* To be ordered through Bobcat Parts

# SNOW PUSHER



REQUIREMENTS	FEATURES & BENEFITS
 Snow Pusher: No special requirement.	<ul style="list-style-type: none"> <li>The open bottom and wide body deliver pure pushing power, for maximum snow removal speed and efficiency.</li> <li>Collect and push snow with ease and speed.</li> <li>Flotation and oscillation of the moldboard keep the snow pusher in contact with the ground without damaging equipment or property, allowing for snow removal over decorative and uneven surfaces.</li> <li>When removing snow on flat surfaces, or when clearing hard packed snow, the flotation feature can be locked into a rigid position.</li> <li>The cutting edge rear support provides added strength to the moldboard.</li> <li>Exterior gusseting reduces snow build up inside the boxed blade.</li> <li>It is ideal for clearing packing lots, driveways and building sites.</li> </ul>

**Description:** Push snow with speed and efficiency from parking lots, driveways and building sites using the Bobcat® Snow Pusher attachment. Available in 2.44 m and 3 m widths size matched to your loader and job.

TECHNICAL SPECIFICATIONS											
Description	Part Number	Width (cm)	Cutting Edge (mm)	Skid Shoes (mm)	Vertical Float (mm)	Tilt (°)	Oscillation ± (°)	Weight (kg)	Control Kit Required	Working Flow	First Use Installation Time
Snow Pusher, 244 cm	7113767	244	38.1 x 203.2	19.1 x 127	58.4	12	4.5	509	No	Standard	None
Snow Pusher, 300 cm	7116164	300	38.1 x 203.2	19.1 x 127	58.4	12	4.5	570	No	Standard	None

COMPATIBILITY CHARTS																							
Description	Part Number	Compact Track Loaders								Skid Steer Loaders													
		MT55	T450	T590/H	T66/H	T650/H	T76/H	T770/H	T870/H	S70	S100	S450	S510/H	S530/H	S550/H	S570/H	S590/H	S66/H	S630/H	S650/H	S76/H	S770/H	S850/H
Snow Pusher, 244 cm	7113767		X	X	X	X	X	X				X	X	X	X	X	X	X	X	X	X	X	X
Snow Pusher, 300 cm	7116164			X	X	X	X	X						X	X	X	X	X	X	X	X	X	X





# SNOW V-BLADE







Snow V-Blade: Loader must be equipped with an Attachment Control Kit. When used on loader equipped with a 14-Pin Attachment Control Kit, a 14-Pin Attachment T-Harness Kit is required.

- V-Blade: clear a path through deep snow.
- Straight Blade: pile large amounts of snow.
- Scoop Blade: scoop, push or pile snow.
- 30° Left or Right Angle Blade: continuously push snow to either side of the loader.
- Fingertip adjustments of V-blade's five configurations.
- Multi-position frame allows blade to be raised or lowered to desired working height.
- Domed, adjustable skid shoes and trip springs provide operator and component protection.
- Optional rubber cutting edge kits available.

**Description:** This versatile, hydraulically operated attachment offers five different blade configurations to help operators move snow fast. The blade has on-the-go fingertip control and angles 30° right or left to continuously push snow to either side of the loader, straight or scoop configuration to push large amounts of snow, or v-configuration to plow through the deepest snow.



TECHNICAL SPECIFICATIONS										
Description	Part Number	Width (cm)	Working Width (Scoop Blade) (cm)	Working Width (Angled 30°) (cm)	Working Width (V-Blade) (cm)	Oscillation (with Flotation Kit) ± (°)	Weight (kg)	Control Kit Required	Working Flow	First Use Installation Time
Snow V-Blade, 152 cm	7104861	152	134	137	138	10	331	Yes	Standard	None
Snow V-Blade, 183 cm	6958576	183	160	162	164	10	367	Yes	Standard	None
Snow V-Blade, 213 cm	6958577	213	188	190	190	10	385	Yes	Standard	None
Snow V-Blade, 244 cm	6958578	244	213	215	217	10	406	Yes	Standard	None
Snow V-Blade, 274 cm	6958579	274	241	241	244	10	425	Yes	Standard	None



COMPATIBILITY CHARTS																									
Description	Part Number	Compact Track Loaders								Skid Steer Loaders															
		MT55	T450	T590/H	T66/H	T650/H	T76/H	T770/H	T870/H	S70	S100	S450	S510/H	S550/H	S550/H	S570/H	S590/H	S66/H	S630/H	S650/H	S76/H	S770/H	S850/H		
Snow V-Blade, 152 cm	7104861		X										X												
Snow V-Blade, 183 cm	6958576		X	X	X								X	X	X	X	X	X							
① Snow V-Blade, 213 cm	6958577		X	X	X	X	X	X					X	X	X	X	X	X	X	X	X	X	X	X	X
Snow V-Blade, 244 cm	6958578			X	X	X	X	X						X	X	X	X	X	X	X	X	X	X	X	X
Snow V-Blade, 274 cm	6958579					X	X	X										X	X	X	X	X	X	X	X
Note: 7-Pin Attachment Control Kit is installed as standard on High Flow (H) machines.																									
② 7-Pin Attachment Control Kit **	7229102		X										X												
7-Pin Attachment Control Kit **	7128426			X		X		X	X					X	X	X	X	X	X	X	X	X	X	X	X
7-Pin Attachment Control Kit **	7392835				X		X										X				X				

OPTIONS / ACCESSORIES	
Description	Part Number
Rubber Cutting Edge Kit, 152 cm (Includes hardware) **	6958664
Rubber Cutting Edge Kit, 183 cm (Includes hardware) **	6958665
Rubber Cutting Edge Kit, 213 cm (Includes hardware) **	6958666
Rubber Cutting Edge Kit, 244 cm (Includes hardware) **	6958667
Rubber Cutting Edge Kit, 274 cm (Includes hardware) **	6958668

\*\* To be ordered through Bobcat Parts

# SOD LAYER



	REQUIREMENTS	FEATURES & BENEFITS
	 Sod Layer: No special requirement.	<ul style="list-style-type: none"> <li>• Automatic spindle-arm brakes to prevent unwanted unrolling.</li> <li>• Self-contained sod cutting blade.</li> <li>• Built-in storage for sod staples.</li> <li>• Compact sod after installation using the sod layer with optional sod roller.</li> <li>• Relief valve prevents "over squeezing" of sod rolls.</li> </ul>


**Description:** Whether laying sod is a normal part of your day-to-day operation or just an occasional chore, the Bobcat® sod layer attachment can make the job go more quickly and efficiently. The sod layer attachment can carry and lay a roll of sod up to 1219 mm wide, making it ideal for larger landscaping jobs. And because it mounts to the front of a Bobcat® loader, it's manoeuvrable enough for those smaller jobs where space restrictions are a concern.

TECHNICAL SPECIFICATIONS								
Description	Part Number	Width (cm)	Sod Roll Width (mm)	Arm Cylinders (mm)	Weight (kg)	Control Kit Required	Working Flow	First use installation time
Sod Layer, 185 cm	6906783	185	609 - 1219	50 X 25 X 470	286	No	Standard	None

COMPATIBILITY CHARTS																								
Description	Part Number	Compact Track Loaders								Skid Steer Loaders														
		MT55	T450	T590/H	T66/H	T650/H	T76/H	T770/H	T870/H	S70	S100	S450	S510/H	S530/H	S550/H	S570/H	S590/H	S66/H	S630/H	S650/H	S76/H	S770/H	S850/H	
Sod Layer, 185 cm	6906783		X	X	X	X	X	X	X			X	X	X	X	X	X	X	X	X	X	X	X	X



# SOIL CONDITIONER



- Produces a perfect bed for seeding or laying grass turf.
- Windrows and separates rocks and other debris.
- Impressively grades and levels topsoil with ease in floating or fixed mode per landscape requirement.
- Tears out old sod.
- Pulverizes dirt clumps.
- Forward and reverse raking action.
- Roller bar follows ground contours perfectly.
- Flip-up front bolster lets you get close to buildings and saves space during transport.
- Direct-drive motor eliminates chain and sprocket problems.
- Attachable end plates for box-blade effect.



**Description:** A versatile, cost-effective landscaping attachment. It saves time and labour when smoothing ruts, moving material or levelling mounds. Produces a perfect bed for seeding and sodding.

## TECHNICAL SPECIFICATIONS

Description	Part Number	Width (cm)	Working Width (fully angled 25°)	Angling / Depth Adjustment	Number of Teeth	Tyres	Required Hydraulic Flow (L/min)	Weight (kg)	Control Kit Required	Working Flow	First Use Installation Time
Soil Conditioner, 122 cm, Manual	6958310	122	116	Manual	81	Pneumatic	38 - 68	288	No	Standard	None
Soil Conditioner, 183 cm, Hydraulic	7135945	183	165	Hydraulic	121	Foam filled	49 - 140	567	Yes	Standard	None
Soil Conditioner, 183 cm, Hydraulic, High Flow	7135944	183	165	Hydraulic	121	Foam filled	95 - 140	567	Yes	High Flow	None
Soil Conditioner, 214 cm, Hydraulic	7135946	214	193	Hydraulic	141	Foam filled	68 - 140	587	Yes	Standard	None
Soil Conditioner, 214 cm, Hydraulic, High Flow	7135947	214	193	Hydraulic	141	Foam filled	113 - 140	587	Yes	High Flow	None


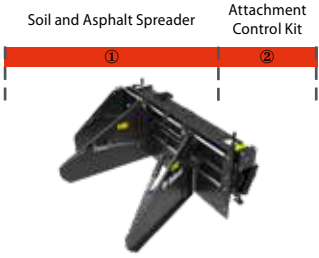
## COMPATIBILITY CHARTS

Description	Part Number	Compact Track Loaders								Skid Steer Loaders														
		MT55	T450	T590/H	T66/H	T650/H	T76/H	T770/H	T870/H	S70	S100	S450	S510/H	S530/H	S550/H	S570/H	S590/H	S66/H	S630/H	S650/H	S76/H	S770/H	S850/H	
Soil Conditioner, 122 cm, Manual	6958310	X								X	X													
Soil Conditioner, 183 cm, Hydraulic	7135945		X	X	X	X	X	X				X	X	X	X	X	X	X	X	X	X	X	X	
① Soil Conditioner, 183 cm, Hydraulic, High Flow	7135944			X*	X*	X*	X*	X*				X*	X*	X*	X*	X*	X*	X*	X*	X*	X*	X*	X*	
Soil Conditioner, 214 cm, Hydraulic	7135946			X	X	X	X	X				X	X	X	X	X	X	X	X	X	X	X	X	X
Soil Conditioner, 214 cm, Hydraulic, High Flow	7135947					X*	X*	X*	X*									X*	X*	X*	X*	X*	X*	
Note: 7-Pin Attachment Control Kit is installed as standard on High Flow (H) machines.																								
7-Pin Attachment Control Kit **	6733142									X														
② 7-Pin Attachment Control Kit **	7229102		X								X													
7-Pin Attachment Control Kit **	7128426			X		X		X	X			X	X	X	X	X		X	X		X	X		
7-Pin Attachment Control Kit **	7392835				X		X										X				X			

\* High flow machines only / \*\* To be ordered through Bobcat Parts



# SOIL AND ASPHALT SPREADER

	REQUIREMENTS	FEATURES & BENEFITS
	 <p>Soil and Asphalt Spreader      Attachment Control Kit</p> <p>Soil and Asphalt Spreader: Loader must be equipped with an Attachment Control Kit.</p>	<ul style="list-style-type: none"> <li>• Hydraulic side shift</li> <li>• Hydraulically adjustable side wings to guide the material</li> <li>• Offset feature</li> <li>• Manually adjustable thickness of the layer material</li> <li>• Ease of use</li> <li>• Optional third side wing kit available for special applications</li> </ul>

**Description:** The Bobcat soil and asphalt spreader is engineered to lay asphalt and other material in order to create sidewalks, widen existing roads or fill trenches saving time and labor.

TECHNICAL SPECIFICATIONS											
Description	Part Number	Standard Width (cm)	Optional Width (cm)	Asphalt Thickness (mm)	Transverse Tilt	Side Shift	Average Working Speed (m/min)	Operating Weight (kg)	Required Oil Flow	Oil Pressure	First use installation time
Soil and asphalt spreader	7396290	190	196	0-100	5°	Hydraulic	50-120	675	45 l/min	250 bar	None

COMPATIBILITY CHARTS																								
Description	Part Number	Compact Track Loaders								Skid Steer Loaders and All-Wheel Steer Loaders														
		MT55	T450	T590/H	T66/H	T650/H	T76/H	T770/H	T870/H	S70	S100	S450	S510/H	S530/H	S550/H	S570/H	S590/H	S66/H	S630/H	S650/H	S76/H	S770/H	S850/H	
① Soil and asphalt spreader	7396290		X	X	X	X	X	X	X			X	X	X	X	X	X	X	X	X	X	X	X	X
Note: 7-Pin Attachment Control Kit is installed as standard on High Flow (H) machines.																								
② 7-Pin Attachment Control kit**	7229102		X								X													
7-Pin Attachment Control kit**	7128426			X		X		X	X			X	X	X	X	X		X	X			X	X	
7-Pin Attachment Control kit**	7392835				X		X										X				X			

OPTIONS / ACCESSORIES			
Description	Part Number	Weight (kg)	First use installation time
External side wing kit	7403712	40	15 min
Pendant control kit	7415330	4	45 min

\*\* To be ordered through Bobcat Parts



## **COMPACT DESIGN DESIGNED FOR MAXIMUM EFFICIENCY AND EASY TRANSPORT**

- ▶ **Floating transverse tilt**
- ▶ **Hydraulic side shift and adjustable side plates – guarantee ease of operation and perfect finish**
- ▶ **Offset feature – allows laying asphalt without the machine passing over the spread material**
- ▶ **Pair it with one of our Bobcat Light compactors for the full asphalt solution package!**

**Learn more on page 110.**



**Bobcat®**

**MORE INFO ON [WWW.BOBCAT.COM](http://WWW.BOBCAT.COM)**

***One Tough Animal.***

# SONIC TRACER



## REQUIREMENTS



Sonic Tracer: To be installed on 244 cm and 274 cm Graders with ACD. Loader must be equipped with the Deluxe panel.

## FEATURES & BENEFITS

- The Sonic Tracer Package system comprises:
  - 1 sonic tracer
  - 2 slope sensors
  - 1 rotation sensor
- Available as an option for the 244 cm and 274 cm HD graders.

**Description:** The tracer emits a sonic signal to maintain a set distance or elevation from an object, surface or the ground. Installed on the blade of the grader, the sonic tracer allows it to be used to grade, level and backfill on a multiple slope terrain, when following a string line, kerb stone or gutter or even on a previous pass for a grade control.

## TECHNICAL SPECIFICATIONS

Description	Part Number	Grade Accuracy (mm)	Detection Range (mm)	Display	Weight (kg)	Control Kit Required	First use installation time
Sonic Tracer Package, Includes: <ul style="list-style-type: none"> <li>• 1 sonic tracer</li> <li>• 1 rotation sensor</li> <li>• 2 angle sensors</li> </ul>	7023454	6.4	200 - 1300	Integrated multicolour grade display	20	No	None

## COMPATIBILITY CHARTS

Description	Part Number	Compact Track Loaders								Skid Steer Loaders													
		MT55	T450	T590/H	T66/H	T650/H	T76/H	T770/H	T870/H	S70	S100	S450	S510/H	S530/H	S550/H	S570/H	S590/H	S66/H	S630/H	S650/H	S76/H	S770/H	S850/H
① Sonic Tracer Package, Includes: <ul style="list-style-type: none"> <li>• 1 sonic tracer</li> <li>• 1 rotation sensor</li> <li>• 2 angle sensors</li> </ul>	7023454				X	X	X	X	X									X			X	X	X
② Mounting Hardware for Sonic Tracer	7211624				X	X	X	X	X									X			X	X	X
③ Weld-on Bracket <sup>1</sup> **	7211628				X	X	X	X	X									X			X	X	X

**CAN BE COMBINED WITH A LASER SYSTEM.**

\*\* To be ordered through Bobcat Parts  
<sup>1</sup>Included as standard on Bobcat graders with 244 cm and 274 cm width





## **CONVERT YOUR LOADER INTO A POWERFUL EXCAVATOR WITH OUR NEW GENERATION OF BACKHOE ATTACHMENTS**

- ▶ **Double acting auxiliary line as standard on the V (Versatile) models – enabling the use of hydraulic attachments**
- ▶ **Klac™ coupling as standard on V models**
- ▶ **Dedicated bucket offering for S (Standard) models**
- ▶ **Lighter than previous model, providing greater stability**
- ▶ **Hoses inside the boom and arm to extend the attachment's lifetime**
- ▶ **Safety features on stabilizers and control box**

**Learn more on page 28.**




**Bobcat®**

**MORE INFO ON [WWW.BOBCAT.COM](http://WWW.BOBCAT.COM)**

***One Tough Animal.***

# STEEL TRACKS



REQUIREMENTS	FEATURES & BENEFITS
<p>Steel Tracks: Comes in sets of 2. On some tracks/loader combination the installation of additional components may be required. If so these components are included in the track package.</p>	<ul style="list-style-type: none"> <li>Improves traction and flotation in soft, muddy and loose conditions.</li> <li>Open bar design utilises the tire to provide maximum traction and flotation.</li> <li>The special design protects the tire from wear and damage.</li> <li>There is a built-in system for length adjustments for optimum track adjustment to account for tire and track wear.</li> <li>After initial installation, steel tracks can be reinstalled easily in less than 30 minutes or removed in less than 10 minutes.</li> </ul> <p><b>IMPORTANT:</b> Only pneumatic tires and tires with Superflex formula poly fill manufactured by Arnco are permitted for use inside steel tracks. Original Bobcat® factory poly-filled tires meet this requirement. All other tyres including Bobcat® Solid Tires (Twin Flex, Smooth Flex, Smooth Solid, etc.) are not approved. Please Note that the use of non-approved tyres will void the loader and track warranties.</p>

**Description:** Improve performance in rough, rocky, and muddy conditions with steel tracks. Designed for Bobcat® loaders, steel tracks provide better flotation and reduced ground pressure when operating in tough environments. When working in soft and loose conditions, steel tracks improve traction.

## TECHNICAL SPECIFICATIONS

Description	Part Number	Tyre Size	Number of Pads	Machine Width with Tracks (mm)	Wheel Spacers (5 cm)	Lift Arm Stop	Weight (kg)	Control Kit Required	First Use Installation Time
Steel Tracks Package, 500 Series	7222581	10-16.5	34	-	included	-	450	No	0.20
Steel Tracks Package, S630, S650	7178955	12-16.5	38	2007	included	not required	543	No	0.20
Steel Tracks Package, S770	7191754	12-16.5	38	2007	included	not required	545	No	0.20
Steel Tracks Package, S850	7191757	14-17.5	42	2184	included	not required	619	No	0.20

## COMPATIBILITY CHARTS

Description	Part Number	Compact Track Loaders								Skid Steer Loaders														
		MT55	T450	T590/H	T66/H	T650/H	T76/H	T770/H	T870/H	S70	S100	S450	S510/H	S530/H	S550/H	S570/H	S590/H	S66/H	S630/H	S650/H	S76/H	S770/H	S850/H	
Steel Tracks Package, 500 Series	7222581												X	X	X	X	X							
Steel Tracks Package, S630, S650	7178955																		X	X				
Steel Tracks Package, S770	7191754																						X	
Steel Tracks Package, S850	7191757																							X




# STUMP GRINDER



## REQUIREMENTS

## FEATURES & BENEFITS



Stump Grinder: Loader must be equipped with an Attachment Control Kit.

- The work group is mounted at an angle of 90° to the operator for excellent visibility to the cutting area, giving the operator the same wide view as a pull-behind stump grinder.
- The swing cylinder design generates an impressive arc. This allows the operator to cut large stumps without repositioning.
- Rubber deflector shields and screening provide additional operator comfort and protection from wood chips.
- The unique valve design controls the swing circuit speed to prevent the cutting wheel from stalling in the cut.
- Diverse cutting heights gives better access for a variety of size stumps.

**Description:** Grind tree stumps into mulch with the powerful action of the stump grinder attachment. Designed for maximum operating capability, the stump grinder mounts directly to the front of a carrier for easy manoeuvring in tight areas and positioning exactly where grinding action is needed. Mounted at a 90-degree angle to the operator, the stump grinder offers increased visibility to the cutting area, giving the operator the same wide view as with any pull-behind grinder. The stump grinder is the ideal attachment for landscaping contractors, homeowners with acreage, campus facilities, municipalities, and rental contractors. Stumps are eliminated even more quickly when used with machines equipped with high flow hydraulics.

## TECHNICAL SPECIFICATIONS

Description	Part Number	Flow Range (L/min)	Cutting Height (mm)	Max. Cutting Depth (mm)	Max. Cutting Angle (°)	Grinder Reach at Ground Level (mm)	Number of Teeth	Weight (kg)	Control Kit Required	Working Flow	First Use Installation Time
Stump Grinder, SG30	7100641	38 - 53	279	279	90	1175	16	171	Yes	Standard	None
Stump Grinder, SG60	6808034	64 - 121	806	381	80	1880	32	445	Yes	Stand./ High Flow	None
Stump Grinder, SGX60, High Flow	7112201	95 - 151	806	381	80	1880	32	451	Yes	High Flow	None

## COMPATIBILITY CHARTS

Description	Part Number	Compact Track Loaders								Skid Steer Loaders																						
		MT55	T450	T590/H	T66/H	T650/H	T76/H	T770/H	T870/H	S70	S100	S450	S510/H	S530/H	S550/H	S570/H	S590/H	S66/H	S630/H	S650/H	S76/H	S770/H	S850/H									
Stump Grinder, SG30	7100641	X								X																						
① Stump Grinder, SG60	6808034			X	X	X	X	X	X			X	X	X	X	X	X	X	X	X	X	X	X	X								
Stump Grinder, SGX60, High Flow	7112201			X*	X*	X*	X*	X*	X*			X*	X*	X*	X*	X*	X*	X*	X*	X*	X*	X*	X*	X*								
Note: 7-Pin Attachment Control Kit is installed as standard on High Flow (H) machines.																																
14-Pin Attachment Control Kit **	7427836	X																														
② 14-Pin Attachment Control Kit **	7427916								X																							
7-Pin Attachment Control Kit **	7128426			X		X		X	X			X	X	X	X	X		X	X		X	X										
7-Pin Attachment Control Kit **	7392835				X		X										X				X											

\* High flow machines only / \*\* To be ordered through Bobcat Parts



# SWEEPER







Sweeper: No special requirement.

**REQUIREMENTS**

**FEATURES & BENEFITS**

- Sweeps, collects and dumps dirt and debris.
- Cleans in forward or reverse.
- Standard cutting edge of the sweeper can be used to scrape packed material.
- Optional gutter brush can be installed to increase versatility and increase sweeping width.
- Standard, reversible cutting edge doubles the service life.
- Wear compensation system dramatically increases bristle life.
- Optional steel bristles available.



**Description:** This handy attachment sweeps, collects and dumps dirt and debris. In addition, it cleans up in forward or reverse. Perfect for cleaning parking lots, sidewalks, docks and warehouses. It can also be used to spread material evenly across a site. An optional gutter brush is available.

## TECHNICAL SPECIFICATIONS

Description	Part Number	Sweeping Width (cm)	Bucket Capacity (m <sup>3</sup> )	Brush Diameter (mm)	Bristle Material	Number of Sections	Speed at Flow (rpm) (L/min)	Weight (kg)	Control Kit Required	Working Flow	First Use Installation Time
Sweeper, 112 cm	7138898	112	0.19	546	PP*	21	185 @ 57	252	No	Standard	0.25 h
Sweeper, 137 cm	7138870	137	0.23	546	PP*	26	185 @ 57	295	No	Standard	0.25 h
Sweeper, 152 cm	6707144	152	0.37	546	PP*	29	215 @ 57	362	No	Standard	0.25 h
Sweeper, 183 cm	6707837	183	0.45	546	PP*	35	215 @ 57	413	No	Standard	0.25 h
Sweeper, 213 cm	7112646	213	0.52	610	PP*	42	215 @ 57	442	No	Standard	0.25 h

\*Polypropylene

## COMPATIBILITY CHARTS

Description	Part Number	Compact Track Loaders								Skid Steer Loaders															
		MT55	T450	T590/H	T66/H	T650/H	T76/H	T770/H	T870/H	S70	S100	S450	S510/H	S530/H	S550/H	S570/H	S590/H	S66/H	S630/H	S650/H	S76/H	S770/H	S850/H		
Sweeper, 112 cm	7138898	X								X															
Sweeper, 137 cm	7138870		X								X	X													
Sweeper, 152 cm	6707144		X	X	X						X	X	X	X	X	X	X								
Sweeper, 183 cm	6707837			X	X	X	X	X				X	X	X	X	X	X	X	X	X	X	X	X	X	X
Sweeper, 213 cm	7112646					X	X	X									X	X	X	X	X	X	X	X	X

## OPTIONS / ACCESSORIES

Description	Part Number	Weight (kg)	First Use Installation Time
Gutter Brush (Add-on to the 152 cm and 183 cm Sweeper) • Includes hoses, couplers, steel bristles, mounting frame, hardware and control valve.	6714219	66	2 h
Gutter Brush (Add-on to the 213 cm Sweeper) • Includes hoses, couplers, steel bristles, mounting frame, hardware and control valve.	7122418	66	2 h
Wheel Kit (Add-on for the 213 cm Sweeper) Not recommended for use with the 7122418 Gutter Brush • Limits surface damage due to scrapes and scratches • Includes hardware, two wheels and gas springs	7147900	43	1 h
Water Kit	See Water Kit Section		



WHEN GOING FORWARD OR IN REVERSE WITH THE MACHINE, FOR BEST RESULTS, BRISTLES MUST SPIN COUNTER CLOCKWISE. PREVENT ANY DUST WITH THE OPTIONAL WATER KIT.



## REQUIREMENTS

## FEATURES & BENEFITS



Tiller: No special requirement. Bottom Skid available as option

- Bidirectional rotation allows both top-cutting and undercutting in either travel direction.
- Offset mounting permits tilling next to sidewalks, curbs and buildings.
- Hydraulically powered; no shear pins to maintain.
- Able to use high-flow hydraulics for enhanced performance on 158 cm and 193 cm models.
- Hardened, double-edge, replaceable tines.
- Exclusive Bob-Tach™ mounting system permits quick hookup to loader.
- Forward/reverse travel direction.

**Description:** A great landscaping attachment. It quickly breaks up ground and mixes compost and other materials into the soil. Offset mounting permits tilling next to sidewalks, curbs and buildings.

## TECHNICAL SPECIFICATIONS

Description	Part Number	Width (cm)	Digging Depth (cm)	Required Hydraulic Flow (L/min)	Number of Tines	Travel Direction	Weight (kg)	Control Kit Required	Working Flow	First use installation time
Tiller, 102 cm	7196028	102	10.2	34 - 68	32	Forward/Reverse	230	No	Standard	None
Tiller, 158 cm	7104371	158	15.2	64 - 140	36	Forward/Reverse	321	No	Standard / High Flow	None
Tiller, 193 cm	7102125	193	15.2	64 - 140	44	Forward/Reverse	361	No	Standard / High Flow	None

## COMPATIBILITY CHARTS

Description	Part Number	Compact Track Loaders								Skid Steer Loaders															
		MT55	T450	T590/H	T66/H	T650/H	T76/H	T770/H	T870/H	S70	S100	S450	S510/H	S530/H	S550/H	S570/H	S590/H	S66/H	S630/H	S650/H	S76/H	S770/H	S850/H		
Tiller, 102 cm	7196028	X								X	X														
Tiller, 158 cm	7104371		X	X		X	X					X	X	X	X	X			X	X	X	X			
Tiller, 193 cm	7102125			X	X	X	X	X	X			X	X	X	X	X	X	X	X	X	X	X	X	X	X




## OPTIONS / ACCESSORIES

Description	Part Number	Tiller		
Bottom Skid **	7280548	7196028	7104371	7102125



\*\* To be ordered through Bobcat Parts



	REQUIREMENTS	FEATURES & BENEFITS
	 <p style="text-align: center;"><b>15° L/R</b></p>  <p>Tilt-Tatch™: No special requirement.</p>	<ul style="list-style-type: none"> <li>• Connects as an interface between the Bob-Tach™ and attachment.</li> <li>• Rotates right or left 15° from centre.</li> <li>• Hydraulically controlled from loader seat.</li> <li>• Keeps load level on uneven terrain.</li> <li>• Cuts level path out of sidehill.</li> <li>• Digs drainage ditches with the corner of the bucket.</li> </ul> <p>Note: Use of Tilt-Tatch™ will reduce operating capacity and tip load by approximately 20%. See the Tilt-Tatch™ Operators Manual for New Load Ratings. Also, please do note that Tilt-Tatch™ can be used with non-hydraulic attachments only.</p>

**Description:** Tilt-Tatch™ increases the versatility of Bobcat® buckets, pallet forks and other attachments. This hydraulic tool can rotate an attachment 15° from centre to the right or left. Use it to keep loads level on sloping terrain or make a level cut on a hillside. You can even dig drainage ditches with the corner of the bucket.

TECHNICAL SPECIFICATIONS								
Description	Part Number	Width (cm)	Oscillation ± (°)	Cylinder	Weight (kg)	Control Kit Required	Working Flow	First Use Installation Time
Tilt-Tatch™ • Interface between the Loader's Bob-Tach™ and non hydraulic attachments.	7101600	122	15	1	145	No	Standard	None


COMPATIBILITY CHARTS																								
Description	Part Number	Compact Track Loaders								Skid Steer Loaders														
		MT55	T450	T590/H	T66/H	T650/H	T76/H	T770/H	T870/H	S70	S100	S450	S510/H	S530/H	S550/H	S570/H	S590/H	S66/H	S630/H	S650/H	S76/H	S770/H	S850/H	
Tilt-Tatch™	7101600		X	X	X							X	X	X	X	X	X	X	X	X	X	X	X	X







# TREE TRANSPLANTER, CONVERTIBLE



### REQUIREMENTS

### FEATURES & BENEFITS

- Overlapping blades ensure clean root cutting and support of the root ball.
- Two types of blades are available to best meet the tree root and soil condition.
- The cone type, with a 30° angle, would be preferred for hard or sandy soils and lighter ball weight.
- The modified blade, the most popular, has an angle of 25°. They offer a larger tree ball for better root protection.
- 3 models are available to best fit your machine and tree transplant requirements.
- Swing-open gate with open frame design for easy tree access
- All-electric control from operator's seat for great comfort

Note: Tree Transplanters can be equipped with either a pendant-style (rocker switch) control panel or a 7-pin ACD control kit. Tree Transplanters with pendant control can be installed on all loader series; tree transplanters with 7-pin ACD control must be installed on G-Series and more recent loaders. You must order a pendant control kit or 7-pin ACD conversion kit.

Rear Stabilizers are required to operate the tree transplanter. Rear auxiliary hydraulics are therefore needed on the loader machine.

**Description:** Turn your loader into a tree harvesting unit with this rugged, dependable, attachment that is simple to operate and easy to manoeuvre. You can dig, transplant or package a tree without having to leave the comfort of your seat. The overlapping blades ensure clean root cutting and support of the root ball.

TECHNICAL SPECIFICATIONS										
Description	Part Number	Number of Spade	Tree Diameter (mm)	Ball Diameter (mm)	Ball Weight (kg)	Weight (kg)	Control Kit Required	Working Flow	First Use Installation Time	Type
Tree Transplanter, Convertible, 81 cm, Cone	7149485	3	50 - 80	650 - 800	115 - 260	722	Yes	Standard	None	<p>30°</p> <p>Best for hard soils. Lighter ball weight. Best for sandy soil.</p>
Tree Transplanter, Convertible, 91 cm, Cone	7149488	3	50 - 90	700 - 900	175 - 365	744	Yes	Standard	None	
Tree Transplanter, Convertible, 111 cm, Cone	7149491	4	75 - 110	900 - 1100	260 - 530	975	Yes	Standard	None	
Tree Transplanter, Convertible, 81 cm, Modified	7149442	3	50 - 80	650 - 800	115 - 260	692	Yes	Standard	None	<p>25°</p> <p>Most popular in the industry.</p>
Tree Transplanter, Convertible, 91 cm, Modified	7149445	3	50 - 90	700 - 900	175 - 365	717	Yes	Standard	None	
Tree Transplanter, Convertible, 111 cm, Modified	7149306	4	75 - 110	900 - 1100	260 - 530	973	Yes	Standard	None	

**WORKS BEST WITH REAR STABILIZERS!**

## COMPATIBILITY CHARTS

Description	Part Number	Compact Track Loaders								Skid Steer Loaders														
		MT55	T450	T590/H	T66/H	T650/H	T76/H	T770/H	T870/H	S70	S100	S450	S510/H	S530/H	S550/H	S570/H	S590/H	S66/H	S630/H	S650/H	S76/H	S770/H	S850/H	
Tree Transplanter, Convertible, 81 cm, Cone	7149485			X	X	X	X	X	X				X	X	X	X	X	X	X	X	X	X	X	X
Tree Transplanter, Convertible, 91 cm, Cone	7149488				X	X	X	X	X								X	X	X	X	X	X	X	X
① Tree Transplanter, Convertible, 111 cm, Cone	7149491					X	X	X	X													X	X	X
Tree Transplanter, Convertible, 81 cm, Modified	7149442			X	X	X	X	X	X				X	X	X	X	X	X	X	X	X	X	X	X
Tree Transplanter, Convertible, 91 cm, Modified	7149445						X	X	X									X	X	X	X	X	X	X
Tree Transplanter, Convertible, 111 cm, Modified	7149306					X	X	X	X														X	X
② Rear Stabilizers Mounting Kit	7152508			X		X							X	X	X	X	X		X	X				
Rear Stabilizers Mounting Kit	7152512								X	X												X	X	
Rear Stabilizers Mounting Kit	7393164							X													X			
Rear Stabilizers Mounting Kit	7415849 **				X												X							
③ Quick-Tach Rear Stabilizers **	6811449			X	X	X	X	X	X				X	X	X	X	X	X	X	X	X	X	X	X
Note: 7-Pin Attachment Control Kit is installed as standard on High Flow (H) machines.																								
④ 7-Pin Attachment Control Kit **	7128426			X		X		X	X				X	X	X	X	X		X	X		X	X	X
7-Pin Attachment Control Kit **	7392835				X		X										X				X			
7-PIN ACD Conversion Kit	7152662			X		X		X	X				X	X	X	X	X		X	X		X	X	X
⑤ Pendant Control Kit, 3-Blade • For 81 cm and 91 cm Convertible Tree Transplanters • No additional Control Kits needed	7152663			X		X		X	X				X	X	X	X	X		X	X		X	X	X
Pendant Control Kit, 4-Blade • For 111 cm Convertible Tree Transplanters • No additional Control Kits needed	7152664					X		X	X									X	X		X	X	X	X

## OPTIONS / ACCESSORIES

Description	Part Number	Weight (kg)
Counterweight Kit, 137 kg **	6811455	137
Rear Auxiliary Line Kit 500 series **	7229294	35
Rear Auxiliary Line Kit 600 series **	7231436	45
Rear Auxiliary Line Kit 700 series **	7220912	55
Rear Auxiliary Line Kit 800 series **	7214605	66

\*\* To be ordered through Bobcat Parts










# TRENCH COMPACTOR



## REQUIREMENTS

## FEATURES & BENEFITS



- For the rapid and even tamping of the backfilling material in trenches.
- Extremely economic, ensuring a finished job that requires no further intervention.
- Possibility of operating with the machine at the side of the trench.
- Double vibratory counter-rotating shaft, situated at the centre of the wheel to guarantee considerable vertical tamping force and the elimination of horizontal vibration.
- Achievement of a solid base preventing further settlement in time, guaranteeing utmost safety for traffic.
- Adjustable wheel width thanks to the easy and rapid replacement of the external sections.

**Description:** Packs soil after power, water lines or other shallow trenches have been installed in a yard, golf course, park, etc. Works efficiently in trenches 20 to 40 cm wide and up to 75 cm deep. Isolated vibratory shaker box is designed for long, trouble-free operation.

## TECHNICAL SPECIFICATIONS

Description	Part Number	Working Width (cm)	Maximum Working Depth (cm)	Average Working Speed (m/min)	Required Hydraulic Flow (L/min)	Vibration Frequency (Hz)	Maximum Vertical Force (kN / kg)	Weight (kg)	Control Kit Required	Working Flow	First Use Installation Time
Trench Compactor, TC75	6726832	20 - 40	0.0 - 75	5 - 50	45 - 60	30 - 40	42 / 4282	894	No	Standard	None

## COMPATIBILITY CHARTS

Description	Part Number	Compact Track Loaders							Skid Steer Loaders															
		MT55	T450	T590/H	S66/H	T650/H	T76/H	T770/H	T870/H	S70	S100	S450	S510/H	S530/H	S550/H	S570/H	S590/H	S66/H	S630/H	S650/H	S76/H	S770/H	S850/H	
① Trench Compactor, TC75	6726832			X	X	X	X	X	X					X	X	X	X	X	X	X	X	X	X	X
Note: 7-Pin Attachment Control Kit is installed as standard on High Flow (H) machines.																								
② 7-Pin Attachment Control Kit **	7128426			X		X		X	X					X	X	X	X		X	X		X	X	
7-Pin Attachment Control Kit **	7392835				X		X										X				X			

## OPTIONS / ACCESSORIES



Description	Part Number	Weight (kg)
Pads, 20 cm, for Trench Compactor (kit of 6 pads)**	6726841	15 kg
Pads, 25 cm, for Trench Compactor (kit of 6 pads)**	6726842	19 kg
Pads, 30 cm, for Trench Compactor (kit of 6 pads)**	6726843	19 kg
Pads, 35 cm, for Trench Compactor (kit of 6 pads)**	6726844	22 kg
Pads, 40 cm, for Trench Compactor (kit of 6 pads)**	6726845	24 kg

Pads

\*\* To be ordered through Bobcat Parts

# TRENCHER



	REQUIREMENTS	PERFORMANCE*	FEATURES & BENEFITS
 		Speed: Up to 90m/hour  * Performances are estimated only and can vary depending on the type of soil, depth of use, operator experience, ...	<ul style="list-style-type: none"> <li>• Designed and built specifically for Bobcat® loaders.</li> <li>• Hydraulic sideshift capability to trench close to buildings, fences or other objects.</li> <li>• Get even closer by removing the auger.</li> <li>• Changing to a trencher attachment is quick and easy with the Bob-Tach™ mounting system.</li> </ul>

**Description:** This versatile tool can be used for a variety of jobs ranging from light to high-production trenching. Digging depths range from 60 cm to 1.5 m. The sideshift feature lets you get close to walls or fences.

TECHNICAL SPECIFICATIONS												
Description	Part Number	Digging Depth* (mm)	Trench Width (mm)	Boom Length (mm)	Working Speed (m/h)	Required Hydraulic Flow (L/min)	Sideshift (mm)	Sideshift System (as standard)	Weight (kg)	Control Kit Required	Working Flow	First Use Installation Time
Trencher, LT112 w/ Chain Complete	M7011*1499981	600	101 - 203	1000	± 250 - 500	34 - 57	409	Manual	278	No	Standard	None
Trencher, LT113 w/ Chain Complete	M7014*1508970	900	101 - 203	1334	± 250 - 500	34 - 57	409	Manual	289	No	Standard	None
Trencher, LT213 w/ Chain Complete	M7013*1499010	900	101 - 203	1334	± 250 - 500	42 - 68	587	Manual	329	No	Standard	None
Trencher, LT313 w/ Chain Complete	M7015*1499002	1200	152 - 305	1664	± 250 - 500	57 - 83	587	Manual	444	No	Standard	None
Trencher, LT405 w/ Chain w/o Teeth	6906100	1219	152 - 305	1600	± 250 - 500	98 - 151	660	Hydraulic	689	No	High Flow	None
Trencher, LT414 w/ Chain Complete	M7016*1535020	1575	152 - 203	2011	± 250 - 500	98 - 151	554	Hydraulic	552	No	High Flow	None


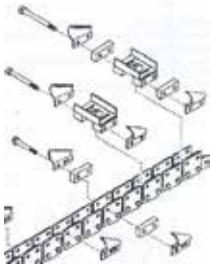
COMPATIBILITY CHARTS		Compact Track Loaders								Skid Steer Loaders														
Description	Part Number	MT55	T450	T590/H	T66/H	T650/H	T76/H	T770/H	T870/H	S70	S100	S450	S510/H	S530/H	S550/H	S570/H	S590/H	S66/H	S630/H	S650/H	S76/H	S770/H	S850/H	
		Trencher, LT112 w/ Chain Complete	M7011*1499981	X								X												
Trencher, LT113 w/ Chain Complete	M7014*1508970	X								X														
Trencher, LT213 w/ Chain Complete	M7013*1499010		X								X													
Trencher, LT313 w/ Chain Complete	M7015*1499002		X	X	X	X	X				X	X	X	X	X	X	X	X	X	X	X			
Trencher, LT405 w/ Chain w/o Teeth	6906100			X <sup>1</sup>	X <sup>1</sup>	X <sup>1</sup>	X <sup>1</sup>	X <sup>1</sup>					X <sup>1</sup>	X <sup>1</sup>	X <sup>1</sup>	X <sup>1</sup>	X <sup>1</sup>	X <sup>1</sup>	X <sup>1</sup>	X <sup>1</sup>	X <sup>1</sup>	X <sup>1</sup>	X <sup>1</sup>	
Trencher, LT414 w/ Chain Complete	M7016*1535020			X <sup>1</sup>	X <sup>1</sup>	X <sup>1</sup>	X <sup>1</sup>	X <sup>1</sup>				X <sup>1</sup>	X <sup>1</sup>	X <sup>1</sup>	X <sup>1</sup>	X <sup>1</sup>	X <sup>1</sup>	X <sup>1</sup>	X <sup>1</sup>	X <sup>1</sup>	X <sup>1</sup>	X <sup>1</sup>	X <sup>1</sup>	

**\* PERFORMANCES ARE ESTIMATED ONLY AND CAN VARY DEPENDING ON THE TYPE OF SOIL, DEPTH AND WIDTH OF USE, OPERATOR EXPERIENCE, ...**

<sup>1</sup> High flow machines only



## OPTIONS / ACCESSORIES

Description	Part Number	Cup Teeth Patterns	Spacer Kits* Widens the chain up to 30 cm.
Cup Tooth Kit, LT112, LT113, LT213 **	6701918		
Carbide Tooth Kit, LT112, LT113, LT213 **	6705531		
Spacer Kit, 15 cm, LT112, LT113, LT213 (Used with cup teeth for 15 cm width) **	7110909		
Spacer Kit, 20 cm, LT112, LT113, LT213 (Used with cup teeth for 20 cm width) **	7110910		
Trench Cleaner Adapter, 15 cm, LT112, LT113, LT213 **	6806974		
Trench Cleaner Adapter, 20 cm, LT112, LT113, LT213 **	6806975		
Cup Tooth Kit, LT313, LT414 **	6807925		
Carbide Teeth Kit, LT313, LT414 **	6809387		
Spacer Kit, 20 cm, LT313, LT414 (Used with Cup Teeth for 20 cm width) **	7110911		
Spacer Kit, 25 cm, LT313, LT414 (Used with Cup Teeth for 25 cm width) **	7110912		
Spacer Kit, 30 cm, LT313 (Used with Cup/Carbide Teeth for 30 cm width) **	7110913	*IMPORTANT: When installing spacer kits, a trench cleaner adapter must also be installed.	
Spacer Kit, 20 cm, LT313 (Used with Cup/Carbide Teeth for 20 cm width) **	6809324		
Trench Cleaner Adapter, 20 cm, LT313, LT414 **	6806975		
Trench Cleaner Adapter, 25 cm, LT313, LT414 **	6806976		
Trench Cleaner Adapter, 30 cm, LT313, LT414 **	6806977		
Cup Tooth Kit, LT405 **	6705668		
Carbide Tooth Kit, LT405, Side Mount **	6705670		
Spacer Kit, LT405 **	6705669		
Trench Cleaner Adapter, 20 cm, LT405 **	6573592		
Trench Cleaner Adapter, 30 cm, LT405 **	6573589		



\*\* To be ordered through Bobcat Parts

# UTILITY FORK



Utility Fork: No special requirement.

## REQUIREMENTS

## FEATURES & BENEFITS

- Bob-Tach™ Attachment Mounting System: Makes easy work of attaching and detaching the utility fork. Fast and easy mounting means spending less time on attachment changes and more time on the job.
- Replaceable Teeth: For easy attachment maintenance, utility fork teeth are replaceable, keeping the attachment working smoothly and maximizing time spent getting work done. Provisions for adding additional forks to narrow the space between fork tines.

**Description:** Handle materials easier and move materials faster with the utility fork attachment. The strong, replaceable, tapered teeth handle a variety of farm and ranch chores easily and efficiently.

## TECHNICAL SPECIFICATIONS

Description	Part Number	Width (mm)	Maximum Height with Grapple Raised (mm)	Standard Number of Teeth	Maxi. Number of Teeth	Space Between Teeth (mm)	Max. Opening with Grapple Raised (mm)	Weight (kg)	Control Kit Required	Working Flow	First Use Installation Time
Utility Fork, 91 cm, 5 Teeth	6966230	905	1080	5	9	208 / 104	874	100	No	Standard	2.5 h
Utility Fork, 122 cm, 6 Teeth	6966232	1227	1080	6	11	208 / 104	874	123	No	Standard	2.5 h
Utility Fork, 137 cm, 7 Teeth	6966227	1370	1080	7	13	208 / 104	874	137	No	Standard	2.5 h
Utility Fork, 152 cm, 8 Teeth	6966229	1522	1196	8	15	208 / 104	1006	145	No	Standard	2.5 h
Utility Fork, 168 cm, 9 Teeth	6966231	1680	1196	9	17	208 / 104	1006	151	No	Standard	2.5 h
Utility Fork, 183 cm, 10 Teeth	6966228	1830	1196	10	19	208 / 104	1006	171	No	Standard	2.5 h
Utility Fork, 203 cm, 11 Teeth	7107243	2030	-	11	21	208 / 104	-	176	No	Standard	2.5 h

## COMPATIBILITY CHARTS


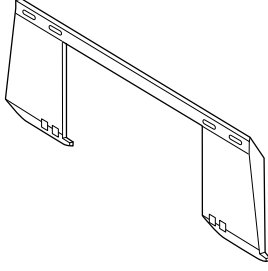
Description	Part Number	Compact Track Loaders								Skid Steer Loaders														
		MT55	T450	T590/H	T66/H	T650/H	T76/H	T770/H	T870/H	S70	S100	S450	S510/H	S530/H	S550/H	S570/H	S590/H	S66/H	S630/H	S650/H	S76/H	S770/H	S850/H	
Utility Fork, 91 cm, 5 Teeth	6966230	X								X														
Utility Fork, 122 cm, 6 Teeth	6966232										X	X												
Utility Fork, 137 cm, 7 Teeth	6966227		X	X	X						X	X	X	X	X	X								
Utility Fork, 152 cm, 8 Teeth	6966229		X	X	X		X					X	X	X	X	X			X	X	X			
Utility Fork, 168 cm, 9 Teeth	6966231		X	X	X							X	X	X	X	X			X	X	X			
Utility Fork, 183 cm, 10 Teeth	6966228		X	X	X	X	X												X	X	X	X	X	
Utility Fork, 203 cm, 11 Teeth	7107243		X	X	X	X	X	X					X	X	X	X	X	X	X	X	X	X	X	

## OPTIONS / ACCESSORIES

Description	Part Number	Farm / Utility Grapple	
		6966687	7176977
Utility Fork, 91 cm, 5 Teeth	6966230	X	
Utility Fork, 122 cm, 6 Teeth	6966232	X	
Utility Fork, 137 cm, 7 Teeth	6966227	X	
Utility Fork, 152 cm, 8 Teeth	6966229		X
Utility Fork, 168 cm, 9 Teeth	6966231		X
Utility Fork, 183 cm, 10 Teeth	6966228		X



# UTILITY FRAME

		REQUIREMENTS	FEATURES & BENEFITS
		 Utility Frame: No special requirement.	<ul style="list-style-type: none"> <li>Convert Attachments to Bob-Tach™ Mount.</li> </ul>

**Description:** Weld this accessory to non Bobcat® attachments to convert to Bob-Tach™ mount.

TECHNICAL SPECIFICATIONS				
Description	Part Number	Weight (kg)	Control Kit Required	First use installation time
Utility Frame, Heavy Duty	6731112 **	29	No	None
Utility Frame, Standard Duty	6731114 **	21	No	None


COMPATIBILITY CHARTS																							
Description	Part Number	Compact Track Loaders								Skid Steer Loaders													
		MT55	T450	T590/H	T66/H	T650/H	T76/H	T770/H	T870/H	S70	S100	S450	S510/H	S530/H	S550/H	S570/H	S590/H	S66/H	S630/H	S650/H	S76/H	S770/H	S850/H
Utility Frame, Heavy Duty	6731112 **					X	X	X	X										X	X	X	X	X
Utility Frame, Standard Duty	6731114 **		X	X	X						X	X	X	X	X	X	X	X	X	X	X		

\*\* To be ordered through Bobcat Parts



# VIBRATORY ROLLER



REQUIREMENTS	FEATURES & BENEFITS
 <p>Vibratory Roller: No special requirement.</p>	<ul style="list-style-type: none"> <li>• Free drum oscillation keeps more of the drum in contact with the surface on uneven terrain.</li> <li>• Offset drum design allows the right side of the roller to extend past the machine. This is very useful when compacting next to sidewalks, walls, or curbs.</li> <li>• Durable one-piece drum for extra strength.</li> <li>• Dual-direction vibration motor permits compaction travelling in either direction.</li> <li>• Rubber isolation mounts on the roller reduce vibration transfer to the loader and operator.</li> <li>• Both smooth and padded drums are available.</li> </ul>

**Description:** The ideal compacting tool for flatwork, trenches and asphalt patching jobs. Compacts while moving forward or in reverse. Offset drum design lets you get right next to sidewalks, walls or curbs. Drum oscillation keeps the roller in contact with the surface on uneven terrain.

TECHNICAL SPECIFICATIONS											
Description	Part Number	Working Width (mm)	Wheel Diameter (mm)	Number of Pads	Oscillation ± (°)	Dynamic Force (kN) @ (L/min)	Frequency (vpm) @ (L/min)	Weight (kg)	Control Kit Required	Working Flow	First Use Installation Time
Vibratory Roller, 122 cm, Padded Drum	7165403	1219	643	72	12	63.4 @ 75	2879 @ 75	807	No	Standard	None
Vibratory Roller, 185 cm, Padded Drum	7165401	1854	643	102	7.5	63.5 @ 90	2882 @ 90	993	No	Standard	None
Vibratory Roller, 122 cm, Smooth Drum	7165404	1219	660	0	12	63.4 @ 75	2879 @ 75	811	No	Standard	None
Vibratory Roller, 185 cm, Smooth Drum	7165402	1854	660	0	7.5	63.5 @ 90	2882 @ 90	1002	No	Standard	None
Vibratory Roller, 203 cm, Smooth Drum	7165400	2032	660	0	7.5	63.5 @ 90	2882 @ 90	1052	No	Standard	None

COMPATIBILITY CHARTS		Compact Track Loaders								Skid Steer Loaders													
Description	Part Number	MT55	T450	T590/H	T66/H	T650/H	T76/H	T770/H	T870/H	S70	S100	S450	S510/H	S530/H	S550/H	S570/H	S590/H	S66/H	S630/H	S650/H	S76/H	S770/H	S850/H
		Vibratory Roller, 122 cm, Padded Drum	7165403		X	X	X							X	X	X	X	X	X				
Vibratory Roller, 185 cm, Padded Drum	7165401			X	X	X	X	X								X	X	X	X	X	X	X	X
Vibratory Roller, 122 cm, Smooth Drum	7165404		X	X	X							X	X	X	X	X	X						
Vibratory Roller, 185 cm, Smooth Drum	7165402			X	X	X	X	X								X	X	X	X	X	X	X	X
Vibratory Roller, 203 cm, Smooth Drum	7165400					X	X	X	X										X	X	X	X	X

ALWAYS START WITH THE VIBRATORY ROLLER ON THE GROUND. ROTATION IN THE SAME DIRECTION AS THE MACHINE!



# WATER KIT



**REQUIREMENTS**

**FEATURES & BENEFITS**

Mounting Kit	Water Kit	Nozzle Kit
①	②	③

Water Kit: Need Mounting Kit, Water Kit and Nozzle Kit.

- High-capacity tanks minimise refilling.
- Quick-Tach hose couplings allow fast hook-up (Quick-Tach version).
- Four spray nozzles distribute flow evenly.
- Pump "on-off" switch conveniently located in cab.
- Easy connections.

**Description:** When using attachments such as a vibratory roller, angle broom or sweeper, add the water kit to help reduce dust. The water kit for loaders includes two 53 litre tanks that mount on the uprights. Electric pump supplies water to nozzles on the attachment.

## TECHNICAL SPECIFICATIONS

Description	Part Number	Tank Capacity (L)	Maximum Flow Rate / Nozzle (L/min)	Operating Weight (kg)	Shipping Weight (kg)	Control Kit Required	Working Flow	First Use Installation Time
Quick-Tach Water Kit	6813816	2 x 53	1.06	215	75	No	Standard	4 h

## COMPATIBILITY CHARTS

Description	Part Number	Compact Tracked Loaders								Skid Steer Loaders														
		MT55	T450	T590/H	T66/H	T650/H	T76/H	T770/H	T870/H	S70	S100	S450	S510/H	S530/H	S550/H	S570/H	S590/H	S66/H	S630/H	S650/H	S76/H	S770/H	S850/H	
① Rear Stabilizers Mounting Kit	7152508	X	X		X								X	X	X	X	X		X	X				
① Rear Stabilizers Mounting Kit	7152512							X	X													X	X	
① Rear Stabilizers Mounting Kit	7407689 **						X														X			
① Rear Stabilizers Mounting Kit	7415849 **				X												X							
② Quick-Tach Water Kit	6813816 **	X	X	X	X	X	X	X					X	X	X	X	X	X	X	X	X	X	X	X
Nozzle Kit (Includes 4 Nozzles)	7113709 **	X	X	X	X	X	X	X					X	X	X	X	X	X	X	X	X	X	X	X
③ Nozzle Kit for Self-levelling Planer 45 cm only (Includes 2 nozzles)	7240656			X		X							X	X	X	X		X	X					
③ Nozzle Kit for Self-levelling Planer 60 cm only (Includes 3 nozzles)	7240658			X	X	X	X	X					X	X	X	X	X	X	X	X	X	X	X	X
Nozzle Kit for Self-levelling Planer 100 cm only (Includes 4 Nozzles)	7113092				X	X	X	X									X	X	X	X	X	X	X	X

## OPTIONS / ACCESSORIES


Description	Part Number	Weight (kg)
PSL 120 cm, Kit Nozzle Spray	7331110	6
Kit Nozzle Spray WS18/24	7339486	5
Kit Nozzle Spray WS32	7342576	5
Kit Nozzle Spray WSSL20	7336179	6



\*\* To be ordered through Bobcat Parts

# WHEEL SAW



REQUIREMENTS	PERFORMANCE*	FEATURES & BENEFITS
 Wheel Saw: For High Flow (H) machines only.	Speed: 0,5 to 5 m/min  * Performances are estimated only and can vary depending on the type of soil, depth of use, operator experience, ...	<ul style="list-style-type: none"> <li>• Powerful cutting in asphalt, concrete and rock. Cuts clean and precise without damaging the edges of the trench.</li> <li>• A hydraulically controlled trench cleaner, for cleaner trenches every time (not for WS32).</li> <li>• More precise cutting action than air or hydraulic hammers can provide.</li> <li>• Easier to transport than dedicated machines.</li> <li>• Hydraulic sideshift.</li> </ul>



**Description:** This rugged, powerful saw cuts through asphalt, concrete, frozen ground or wire mesh with more precision than air or hydraulic breakers. Use it for road repair and for laying water, gas, electric and fibre-optic cables. The trench cleaner raises and lowers hydraulically. Depending on model, cutting depth ranges from 15 cm to 80 cm.

## TECHNICAL SPECIFICATIONS

Description	Part Number	Working Width (mm)	Working Depth* (mm)	Trench Cleaner	Number of Bits	Wheel Rotation @ 113 L/min (rpm)	Weight (kg)	Control Kit Required	Working Flow	First Use Installation Time
WS18 Wheelsaw, 5 cm, Wheel & Trench Cleaner	6729537*WSG	50	150 - 450	Yes	64	80	1097	Yes	High Flow	None
WS18 Wheelsaw, 8 cm, Wheel & Trench Cleaner	6729537*WSA	80	150 - 450	Yes	64	80	1095	Yes	High Flow	None
WS18 Wheelsaw, 10 cm, Wheel & Trench Cleaner	6729537*WSF	100	150 - 450	Yes	56	80	1027	Yes	High Flow	None
WS18 Wheelsaw, 13 cm, Wheel & Trench Cleaner	6729537*WSB	130	150 - 450	Yes	56	80	1040	Yes	High Flow	None
WS18 Wheelsaw, 16 cm, Wheel & Trench Cleaner	6729537*WSC	160	150 - 450	Yes	56	80	1053	Yes	High Flow	None
WS18 Wheelsaw, 20 cm, Wheel & Trench Cleaner	6729537*WSE	200	150 - 450	Yes	62	80	1078	Yes	High Flow	None
WS-SL20 Wheelsaw with 5 cm segmented Wheel	7335772*WSG	50	250 - 500	No	50	80	1220	Yes	High Flow	None
WS-SL20 Wheelsaw with 8 cm segmented Wheel	7335772*WSA	80	250 - 500	No	40	80	1260	Yes	High Flow	None
WS-SL20 Wheelsaw with 10 cm segmented Wheel	7335772*WSF	100	250 - 500	No	50	80	1275	Yes	High Flow	None
WS-SL20 Wheelsaw with 12 cm segmented Wheel	7335772*WSH	120	250 - 500	No	55	80	1290	Yes	High Flow	None
WS24 Wheelsaw, 10 cm, Wheel & Trench Cleaner	6729566*WSF	100	200 - 600	Yes	72	67	1216	Yes	High Flow	None
WS24 Wheelsaw, 13 cm, Wheel & Trench Cleaner	6729566*WSB	130	200 - 600	Yes	80	67	1222	Yes	High Flow	None
WS24 Wheelsaw, 16 cm, Wheel & Trench Cleaner	6729566*WSC	160	200 - 600	Yes	96	67	1284	Yes	High Flow	None
WS24 Wheelsaw, 20 cm, Wheel & Trench Cleaner	6729566*WSE	200	200 - 600	Yes	96	67	1300	Yes	High Flow	None
WS32 Wheelsaw, 25 cm, Wheel	7197218	250	450 - 800	No	72	67	1440	Yes	High Flow	None

**SPECIAL FEATURES OF THE WS-SL20:**

SELF-LEVELLING,  
 TEETH SECTORS,  
 NO TRENCH CLEANER NEEDED,  
 MULTIPLE WIDTH OPTIONS,  
 INTEGRATED STABILIZER SYSTEM,  
 WATER KIT OPTION,  
 STANDARD RUBBER SHIELD

\* PERFORMANCES ARE ESTIMATED ONLY AND CAN VARY DEPENDING ON THE TYPE OF CONCRETE, DEPTH OF USE, OPERATOR EXPERIENCE, ...



## COMPATIBILITY CHARTS

Description	Part Number	Compact Track Loaders							Skid Steer Loaders															
		MT55	T450	T590/H	T66/H	T650/H	T76/H	T770/H	T870/H	S70	S100	S450	S510/H	S530/H	S550/H	S570/H	S590/H	S66/H	S630/H	S650/H	S76/H	S770/H	S850/H	
WS18 Wheelsaw, 5 cm, Wheel & Trench Cleaner*	6729537*WSG			X	X	X	X	X	X					X <sup>2</sup>	X <sup>2</sup>	X	X	X	X	X	X	X	X	X
WS18 Wheelsaw, 8 cm, Wheel & Trench Cleaner	6729537*WSA			X	X	X	X	X	X					X <sup>2</sup>	X <sup>2</sup>	X	X	X	X	X	X	X	X	X
WS18 Wheelsaw, 10 cm, Wheel & Trench Cleaner	6729537*WSF			X	X	X	X	X	X					X <sup>2</sup>	X <sup>2</sup>	X	X	X	X	X	X	X	X	X
WS18 Wheelsaw, 13 cm, Wheel & Trench Cleaner	6729537*WSB			X	X	X	X	X	X					X <sup>2</sup>	X <sup>2</sup>	X	X	X	X	X	X	X	X	X
WS18 Wheelsaw, 16 cm, Wheel & Trench Cleaner	6729537*WSC			X	X	X	X	X	X					X <sup>2</sup>	X <sup>2</sup>	X	X	X	X	X	X	X	X	X
WS18 Wheelsaw, 20 cm, Wheel & Trench Cleaner	6729537*WSE			X	X	X	X	X	X					X <sup>2</sup>	X <sup>2</sup>	X	X	X	X	X	X	X	X	X
WS-SL20 Wheelsaw with 5 cm segmented Wheel	7335772*WSG			X <sup>2</sup>	X	X	X	X	X									X <sup>3</sup>	X <sup>3</sup>	X	X	X	X	X
WS-SL20 Wheelsaw with 8 cm segmented Wheel	7335772*WSA			X <sup>2</sup>	X	X	X	X	X									X <sup>3</sup>	X <sup>3</sup>	X	X	X	X	X
WS-SL20 Wheelsaw with 10 cm segmented Wheel	7335772*WSF			X <sup>2</sup>	X	X	X	X	X									X <sup>3</sup>	X <sup>3</sup>	X	X	X	X	X
WS-SL20 Wheelsaw with 12 cm segmented Wheel	7335772*WSH			X <sup>2</sup>	X	X	X	X	X									X <sup>3</sup>	X <sup>3</sup>	X	X	X	X	X
WS24 Wheelsaw, 8 cm, Wheel & Trench Cleaner	6729566*WSA							X <sup>2</sup>	X <sup>3</sup>	X												X	X	X
WS24 Wheelsaw, 10 cm, Wheel & Trench Cleaner	6729566*WSF			X	X	X	X	X	X									X <sup>3</sup>	X <sup>3</sup>	X	X	X	X	X
WS24 Wheelsaw, 13 cm, Wheel & Trench Cleaner	6729566*WSB			X	X	X	X	X	X									X <sup>3</sup>	X <sup>3</sup>	X	X	X	X	X
WS24 Wheelsaw, 16 cm, Wheel & Trench Cleaner	6729566*WSC			X	X	X	X	X	X									X <sup>3</sup>	X <sup>3</sup>	X	X	X	X	X
WS24 Wheelsaw, 20 cm, Wheel & Trench Cleaner	6729566*WSE			X	X	X	X	X	X									X <sup>3</sup>	X <sup>3</sup>	X	X	X	X	X
WS32 Wheelsaw, 25 cm, Wheel	7197218							X <sup>2</sup>	X <sup>3</sup>	X												X <sup>1</sup>	X	

\* 6729537\*WSG, this configuration is subject to capacity limitation, contact your Bobcat dealer for more information.

## OPTIONS / ACCESSORIES

Description	Part Number	Weight (kg)
WS18 Right Side Close Kit	7302917	20
WS18 Left Side Close Kit	7302918	20
WS18 Debris Deflector Large - RH	7302919	20
WS18 Debris Deflector Large - LH	7302920	20
WS18 Kit Rubber Shield**	7341699	4
WS-SL20 Right side close kit	7336181	15
WS-SL20, Kit, 5 cm Sector (5 pieces)	7335780	196
WS-SL20, Kit, 8 cm Sector (5 pieces)	7335781	229
WS-SL20, Kit, 10 cm Sector (5 pieces)	7335782	242
WS-SL20, Kit, 12 cm Sector (5 pieces)	7335783	257
WS24 Right Side Close Kit	7302921	22
WS24 Left Side Close Kit	7302922	22
WS24 Debris Deflector Large - RH	INCLUDED	22
WS24 Debris Deflector Large - LH	7302923	22
WS24 Kit Rubber Shield**	7341700	6
Counterweight Kit, 90 kg **	7129250	90
Counterweight Kit, 136 kg **	7129251	136
Counterweight Kit, 181 kg **	7129252	181
Kit Nozzle Spray WS18/24	7339486	5
Kit Nozzle Spray WS32	7342576	5
Kit Nozzle Spray WSSL20	7336179	6



<sup>1</sup> If T770H has roller suspension, the counterweight kit 136 kg is required.

<sup>2</sup> Approved with counterweight kit, 90 kg

<sup>3</sup> Approved with counterweight kit, 136 kg

\*\* To be ordered through Bobcat Parts

# EAT REBAR FOR BREAKFAST AND CONCRETE FOR LUNCH!

**"One-Stop-Shop" Bobcat Benefit**  
One source – one supplier – one partner  
for expertise, parts and service support.



## WHY BOBCAT WHEEL SAW?

### PERFORMANCE

- Powerful cutting through rock, concrete and asphalt
- Trench up to 200 m/ hour depending on ground condition
- Trenching from 5 cm to 25 cm wide up to 80 cm deep

### COMPACT SIZE

- Easy to transport
- Minimizes traffic disturbance

### SAVE MONEY

- Less material to backfill
- Exact cut – minimized damage to surrounding pavement



Since 1958 Bobcat is conquering the world with equipment of unrivalled quality and unprecedented versatility. Thanks to the different models and a wide range of attachments Bobcat Loaders can perform virtually every task. Used in agriculture, construction, landscaping, forestry, snow removal and many more. Today, we present to you Bobcat Tough Jobs.







# WOOD CHIPPER



## REQUIREMENTS

## FEATURES & BENEFITS



Wood Chipper: Loader must be equipped with a 7-Pin Control Kit.

- The Bobcat® Wood Chipper attachment is ideal to grind branches, trees and limbs, reducing branch volume from 10 to 1.
- Grinds branches and trees up to 13cm in diameter.
- The discharge chute can be rotated 360-degrees for maximum angle positioning.
- Operate the wood chipper from the cabin or using the Bobcat® Remote Attachment Control (RAC) system. This allows the operator to start or stop the loader's engine and chipper rotation when standing beside the attachment.
- The unit comes with an automatic hydraulic feed, with speed control and load sensing system for best performance and constant flow.
- Large diameter, high torque feed roller for increase efficiency and productivity.
- Variable speed feed drive for adjusting the feed rate with a reversible option in case of plugging.
- Dual mounting locations, which allows material to be fed from the front or right side of the loader.

**Description:** The Bobcat® wood chipper attachment grinds branches, trees and limbs, reducing branch volume 10 to 1. Unlike a pull-type wood chipper, the wood chipper attachment can easily be placed into backyards and remote areas with the manoeuvrability of a Bobcat® loader. Hydraulic power feed is included as standard equipment. It allows the feed roller to move branches into the wood chipper at a consistent speed so the operator can work safely and efficiently.

## TECHNICAL SPECIFICATIONS

Description	Part Number	Feeder Opening (mm)	Continuous Chipping Size (mm)	Feed Table Height (mm)	Blades	Flow Range (L/min)	Discharge Chute	Weight (kg)	Control Kit Required	Working Flow	First Use Installation Time
Chipper, 5A, Non-CE	6719129	125	75	600	4 reversible tool steel blades	64 - 98	Rotates 360°	520	Yes	Standard	0.25 h
Chipper, 8B*	7117662	235	127	645	4 reversible tool steel blades	98 - 151	Rotates 360°	753	Yes	High Flow	0.25 h

## COMPATIBILITY CHARTS

Description	Part Number	Compact Track Loaders								Skid Steer Loaders												
		MT55	T450	T590/H	T66/H	T650/H	T76/H	T770/H	T870/H	S70	S100	S450	S510/H	S530/H	S550/H	S570/H	S590/H	S66/H	S630/H	S650/H	S76/H	S770/H
Chipper, 5A, Non-CE	6719129		X	X		X		X	X			X	X	X	X	X		X	X		X	X
Chipper, 8B*	7117662			X <sup>1</sup>	X <sup>1</sup>	X <sup>1</sup>	X <sup>1</sup>	X <sup>1</sup>	X <sup>1</sup>				X <sup>1</sup>	X <sup>1</sup>	X <sup>1</sup>	X <sup>1</sup>	X <sup>1</sup>	X <sup>1</sup>	X <sup>1</sup>	X <sup>1</sup>	X <sup>1</sup>	X <sup>1</sup>

**\*Please note: this attachment might not be approved in certain regions of Europe. Contact your District Manager/Application Sales Manager to find out more.**

<sup>1</sup> High flow machines only




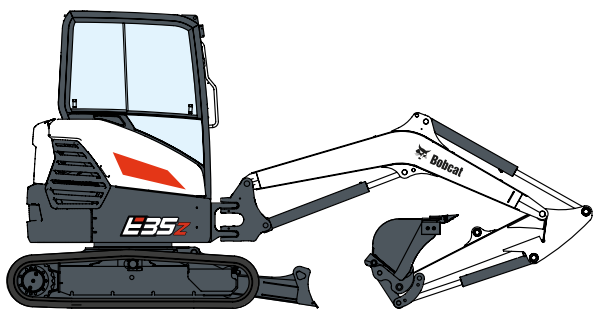








# COMPACT EXCAVATORS



# BUCKET TEETH

COMPATIBILITY CHARTS (AVAILABLE TEETH OPTION)																			
Bucket	Coupler Type	Compact Excavators																	
		E08	E10z	E10e	E17	E17z	E19	E20z	E26	E27	E27z	E34	E35z	E50z	E55z	E60	E85	E57W	
Clay Spade	Klac	-	-	-	7299011 (BO)	7299011 (BO)	7299011 (BO)	7299011 (BO)	7299011 (BO)	7299011 (BO)	7299011 (BO)	7299011 (BO)	7299011 (BO)	7299011 (BO)	7242127 (BO)	7242127 (BO)	7242127 (BO)	7308128 (BO)	7242127 (BO)
	German System	-	-	-	7299011 (BO)	7299011 (BO)	7299011 (BO)	7299011 (BO)	7299011 (BO)	7299011 (BO)	7299011 (BO)	7299011 (BO)	7299011 (BO)	7299011 (BO)	7242127 (BO)	7242127 (BO)	7242127 (BO)	7308128 (BO)	7242127 (BO)
	Pin-on	7299011 (BO)	7299011 (BO)	7299011 (BO)	7299011 (BO)	7299011 (BO)	7299011 (BO)	7299011 (BO)	7299011 (BO)	7299011 (BO)	7299011 (BO)	7299011 (BO)	7299011 (BO)	7299011 (BO)	7242127 (BO)	7242127 (BO)	7242127 (BO)	7308128 (BO)	7242127 (BO)
Digging Bucket, Heavy Duty	German System	-	-	-	7299011 (BO)	7299011 (BO)	7299011 (BO)	7299011 (BO)	7299011 (BO)	7299011 (BO)	7299011 (BO)	7299011 (BO)	7299011 (BO)	7299011 (BO)	7241419 (WO)	7241419 (WO)	7241419 (WO)	7241419 (WO)	7241419 (BO)
	Klac	-	-	-	7299011 (BO)	7299011 (BO)	7299011 (BO)	7299011 (BO)	7299011 (BO)	7299011 (BO)	7299011 (BO)	7242127 (BO)	7242127 (BO)	7239328 (BO)	7239328 (BO)	7239328 (BO)	7308344 (WO)	7239328 (BO)	
	Pin-on	-	-	-	7299011 (BO)	7299011 (BO)	7299011 (BO)	7299011 (BO)	7299011 (BO)	7299011 (BO)	7299011 (BO)	7242127 (BO)	7242127 (BO)	7239328 (BO)	7239328 (BO)	7239328 (BO)	7308344 (WO)	7239328 (BO)	
Digging Bucket, Standard Duty	Klac	-	-	-	7299011 (BO)	7299011 (BO)	7299011 (BO)	7299011 (BO)	7299011 (BO)	7299011 (BO)	7299011 (BO)	7299011 (BO)	7299011 (BO)	7299011 (BO)	7242099 (BO)	7242099 (BO)	7242099 (BO)	-	7242099 (BO)
	Pin-on	7299011 (BO)	7299011 (BO)	7299011 (BO)	7299011 (BO)	7299011 (BO)	7299011 (BO)	7299011 (BO)	7299011 (BO)	7299011 (BO)	7299011 (BO)	7299011 (BO)	7299011 (BO)	7299011 (BO)	7242099 (BO)	7242099 (BO)	7242099 (BO)	-	-
Skeleton Bucket	German System	-	-	-	7299011 (BO)	7299011 (BO)	7299011 (BO)	7299011 (BO)	7299011 (BO)	7299011 (BO)	7299011 (BO)	7299011 (BO)	7299011 (BO)	7299011 (BO)	7242127 (BO)	7242127 (BO)	7242127 (BO)	7308128 (BO)	7242127 (BO)
	Klac	-	-	-	7299011 (BO)	7299011 (BO)	7299011 (BO)	7299011 (BO)	7299011 (BO)	7299011 (BO)	7299011 (BO)	7299011 (BO)	7299011 (BO)	7299011 (BO)	7242127 (BO)	7242127 (BO)	7242127 (BO)	7308128 (BO)	7242127 (BO)
	Pin-on	-	-	-	7299011 (BO)	7299011 (BO)	7299011 (BO)	7299011 (BO)	7299011 (BO)	7299011 (BO)	7299011 (BO)	7299011 (BO)	7299011 (BO)	7299011 (BO)	7241431 (BO)	7242127 (BO)	7242127 (BO)	7308128 (BO)	7242127 (BO)

BO: Bolt-on / WO: Weld-on

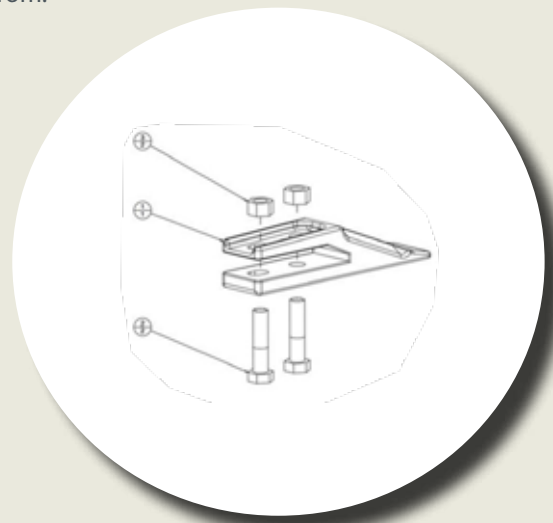
**UK style buckets are equipped with dedicated teeth, available through parts.**

Bobcat Company offers you a wide range of excavator buckets to choose from:

- Standard and heavy duty digging buckets
- Clay Spade Buckets (also known as banana buckets)
- Skeleton buckets (also known as riddle buckets)
- Grading buckets

It is important to note that all digging and skeleton buckets come with teeth as standard. Teeth kits are also available as option for clay spade buckets.

For grading and tilting buckets teeth option is not available.



# COMPACT EXCAVATOR ATTACHMENTS

Explore the full versatility of your Bobcat Excavator using genuine Bobcat attachments. Choose from a wide range of excavator attachments and couplers to best meet your needs and applications.

For your convenience, Bobcat offers you a wide selection of attachments with Pin On mountings, which can be used with the Bobcat coupler. Or you can opt for the mechanical Klac coupler system or the German system.

## Pin-on system

The pin-on system is the standard system of hooking up buckets or other attachments, manually mounted with two pins directly to the excavator arm. This is the most straightforward and economical system to hook up and change attachments.



## Mechanical pin grabber system

Our single visit Bobcat mechanical pin grabber couplers offer you an easy solution to change between pin on attachments, without the need to leave the cab multiple times, thus saving you time and labor.

## Hydraulic pin grabber system

The Bobcat hydraulic couplers offer you a safe, compliant, robust coupler solution allowing you to easily and rapidly do the changeover of pin on attachments.



## Klac<sup>®</sup> system

Our Klac mechanical quick coupler, with automatic self-locking mechanism, is a dedicated system ensuring a robust and compact solution to change and secure attachments. Check our offering in the menu below.

## German system

The German System Coupler is a proven technology allowing you to secure attachments easily and rapidly. It is a preferred system used especially in Germany.





# AUGER



## REQUIREMENTS



## FEATURES & BENEFITS

- A smaller drive housing allows the entire drive unit to follow the bit into the hole, adding 30 cm more dig depth than a standard drive unit.
- An efficient design and modified displacement give these units plenty of torque.
- Round and combination shaft augers available.
- Wide range of auger bits widths available to best meet you hole requirements.
- Choose from Standard Duty, Heavy Duty and Rock Duty bits to adequately penetrate the ground conditions.
- Extra bits extension are available for increased hole depth.

**Description:** Speed and plumb-line accuracy are what you get with this high-torque, heavy-duty hydraulic auger. Its unique knuckle joint design allows it to hang plumb, even on uneven terrain. The entire drive unit follows the bit into the hole, adding 30 cm more dig depth than a standard unit. Ideal tool for drilling holes for posts, piers, poles and trees in all kinds of soil conditions.

## TECHNICAL SPECIFICATIONS

Description	Part Number	Auger Bit Type	Digging Depth (mm)	Maximum Operating Pressure (bar)	Torque @ Maximum Pressure (Nm)	Maximum speed (RPM) @ Maximum Rated Flow (l/m)	Delivered with Pin for Auger Bit	Weight (kg)	Control kit required	Working Flow	First Use Installation Time
Auger, 10 Unit Drive	6808799	Round	1473	-	-	90.0 - 57.0	Round	69	No	Standard	0.5 h
Auger, 15C Unit Drive	6809442	Round - Hex	1575	207	2644	99 - 80	Round	106	No	Standard	0.5 h
Auger, 15H Unit Drive	7145345	Hex	1575	207	2644	99 - 80	HEX	91	No	Standard	0.5 h
Auger, 30C Unit Drive	6809445	Round - Hex	1575	221	5125	90 - 140	Round	115	No	Std/ HF *	0.5 h
Auger, 30H Unit Drive	7138264	Hex	1575	221	5125	90 - 140	HEX	94	No	Std/ HF *	0.5 h
High Torque Auger 35PH Drive	7220280	Hex	1829	241	5643	128 - 190	HEX	131	No	Std/ HF *	0.5 h
High Torque Auger 50PH Drive	7227984	Hex	1829	241	7148	101 - 190	HEX	131	NO	Std/ HF *	0.5 h

## COMPATIBILITY CHARTS

Description	Part Number	Compact Excavators																
		E08	E10z	E10e	E17	E17z	E19	E20z	E26	E27	E27z	E34	E35z	E50z	E55z	E60	E85	E57W
Auger 10 Adapter, pin-on	6811007				X	X	X	X										
Auger 10 Adapter, QC01	7357413				X	X	X	X										
Auger 15-30 Adapter, pin-on	7180220								X	X	X	X	X					
Auger 15-30-35PH-50PH Adapter, pin-on	7192817													X	X	X		
Auger 15-30-35PH-50PH Adapter, pin-on	7169339																	X
① Auger 30-35PH-50PH Adapter, pin-on	7322196																X	
Auger 10 Adapter, Klac™ System C	7326809				X	X	X	X										
Auger 15-30 Adapter, Klac™ System D	7326845								X	X	X	X	X					
Auger 15-30-35PH-50PH Adapter, Klac™ System E	7326842													X	X	X		X
Auger 30-35PH-50PH Adapter, Klac™ System F	7326841																X	
Auger 15-30-35PH-50PH Adapter, QC03	7172956								X	X	X	X	X	X	X	X		X
Auger 30-35PH-50PH Adapter, QC08	7172973																X	
Auger 10	6808799				X	X	X	X										
Auger 15C	6809442								X	X	X	X	X	X	X	X		X
Auger 15H	7145345								X	X	X	X	X	X	X	X		X
② Auger 30C	6809445								X	X	X	X	X	X	X	X	X	X
Auger 30H	7138264								X	X	X	X	X	X	X	X	X	X
High Torque Auger 35PH	7220280												X	X	X	X	X	
High Torque Auger 50PH	7227984												X	X	X	X	X	
④ Auger 10 Swing Stop Kit **	6811444								X	X	X							
Bumper Kit **	7172609								X	X	X							

\* Standard / High Flow

Actual attachment compatibility may vary based on different machine configurations. Contact your District Manager/Application Sales Manager for actual attachment compatibility.

**COMPATIBILITY CHARTS**

Description	Part Number	Auger 10	Auger 15C	Auger 15 H	Auger 30C	Auger 30H	High Torque Auger 35PH	High Torque Auger50PH	Weight
Standard Bit, Round, 15 cm	6666891	X	X		X				27 kg
Standard Bit, Round, 23 cm	6666892	X	X		X				41 kg
Standard Bit, Round, 30 cm	6666893	X	X		X				44 kg
Standard Bit, Round, 38 cm	6666894	X	X		X				54 kg
Standard Bit, Round, 46 cm	6666895	X	X		X				68 kg
Standard Bit, Round, 61 cm	6666896		X		X				92 kg
Standard Bit, Round, 76 cm	6666897		X		X				125 kg
Standard Bit, Round, 91 cm	6666898		X		X				172 kg
Standard Bit, Round, Tree, 23/46 cm	6666899	X	X		X				64 kg
Standard Bit, Round, Tree, 30/60 cm	6666900	X	X		X				74 kg
Standard Bit, Round, Tree, 38/72 cm	6666901	X	X		X				107 kg
Standard Bit, Round, Tree, 45/90 cm	6666902	X	X		X				138 kg
Auger, Bit Hex, 15 cm, HD	6674957		X	X	X	X			21 kg
Auger, Bit Hex, 23 cm, HD	6674958		X	X	X	X			27 kg
Auger, Bit Hex, 30 cm, HD	6674959		X	X	X	X			35 kg
Auger, Bit Hex, 41 cm, HD	6674960		X	X	X	X			44 kg
Auger, Bit Hex, 46 cm, HD	6675034		X	X	X	X			51 kg
Auger, Bit Hex, 51 cm, HD	6674961		X	X	X	X			53 kg
Auger, Bit Hex, 61 cm, HD	6674962		X	X	X	X			69 kg
Auger, Bit Hex, 76 cm, HD	6674963		X	X	X	X			77 kg
Auger, Bit Hex, 91 cm, HD	6674964		X	X	X	X			123 kg
Auger, Bit Hex, 108 cm, HD	6674965		X	X	X	X			137 kg
1.5 cm, Pin Kit Required **	6809733		X		X				
Auger, Bit Hex, 15 cm, Rock	6674970		X	X	X	X			29 kg
Auger, Bit Hex, 23 cm, Rock	6674971		X	X	X	X			36 kg
Auger, Bit Hex, 30 cm, Rock	6674972		X	X	X	X			47 kg
Auger, Bit Hex, 41 cm, Rock	6674973		X	X	X	X			56 kg
Auger, Bit Hex, 46 cm, Rock	6675035		X	X	X	X			68 kg
Auger, Bit Hex, 51 cm, Rock	6674974		X	X	X	X			69 kg
Auger, Bit Hex, 61 cm, Rock	6674975		X	X	X	X			89 kg
Auger, Bit Hex, 76 cm, Rock	6674976		X	X	X	X			102 kg
High Torque Auger Bit HEX 20 cm HD**	7243233						X	X	47 kg
High Torque Auger Bit HEX 30 cm HD**	7243234						X	X	53 kg
High Torque Auger Bit HEX 46 cm HD**	7243235						X	X	68 kg
High Torque Auger Bit HEX 61 cm HD**	7243236						X	X	83 kg
High Torque Auger Bit HEX 76 cm HD**	7243237						X	X	123 kg
High Torque Auger Bit HEX 91 cm HD**	7243238						X	X	151 kg
High Torque Auger Bit HEX 122 cm HD**	7243239						X	X	215 kg
High Torque Auger Bit HEX 20 cm ROCK**	7243240						X	X	48 kg
High Torque Auger Bit HEX 30 cm ROCK**	7243241						X	X	54 kg
High Torque Auger Bit HEX 46 cm ROCK**	7243242						X	X	70 kg
High Torque Auger Bit HEX 61 cm ROCK**	7243243						X	X	87 kg
High Torque Auger Bit HEX 76 cm ROCK**	7243244						X	X	128 kg




\*\* To be ordered through Bobcat Parts


Actual attachment compatibility may vary based on different machine configurations.  
Contact your District Manager/Application Sales Manager for actual attachment compatibility.

**TECHNICAL SPECIFICATIONS**

Description	Colour	Bit Type	Length (mm)	Flight
Auger Bit, Standard	Charcoal	Round Drive	1245	Double
Auger Bit, Heavy Duty	Orange	Hex Drive	1067	Single
Auger Bit, Rock	White	Hex Shaft	1067	Single

**TECHNICAL SPECIFICATIONS**

Output shaft systems	Auger 10	Auger 15 C, 30C	Auger 15 H, 30 H
Auger bit type	Round 	Round - Hex 	Hex 





## OPTIONS / ACCESSORIES

Description	Part Number	Weight (Kg)	Comments
Round Extension, Adjustable, 36 cm **	6679825	14	
Round Extension, Adjustable, 61 cm **	6679826	18	15 cm and 23 cm bits will not allow the extension to telescope, only works in the top position
Round Extension, Adjustable, 122 cm **	6679806	35	15 cm and 23 cm bits will not allow the extension to telescope, only works in the top position
Adapter for Hex Drive to Round Bit **	6662875	8	
Round Drive, 2.2 cm Pin **	27E14		Washer. 2pcs are requested. For Adapter and/or Extension
	6560382		Ring Lock Pin. For Adapter and/or Extension
	6534667		Pin. For Adapter and/or Extension
	6534668		Retainer ring. For Adapter and/or Extension
Hex Extension, 61 cm **	6662876	12	
Hex Extension, 122 cm **	6679807	25	
Adapter for Round Drive to Hex Bit **	6662874	6	
Hex drive, 2 cm Pin Kit **	6809733		For Adapter and/or Extension
High Torque Auger Extension, 120 cm **	7243729		20 cm bits will not allow the extension to telescope, only works in the top position





# BREAKER



**REQUIREMENTS**

**FEATURES & BENEFITS**





Breaker includes: Nail Point, fixing cap bolts, gauge tool and hose protector. Special Application Kit must be installed on the machine.

- The cylindrical design improves access to jobs in confined areas, providing accurate attachment operation in more operating environments.
- Upper and lower shock absorbers isolate the breaker from the housing, reducing noise and vibration to deliver operator comfort without sacrificing performance. Silenced standard for all breaker models.
- Diaphragm-type accumulators reduce maintenance by preventing slow leaks.
- Long-life breakers designed for all demolition jobs with minimal maintenance.
- The innovative steel ring feature allows retaining the tool bushing, protecting the grease access and provides a quick tool change solution.
- Designed for minimum downtime and with few service parts to reduce operation cost and improve overall lifetime of the attachment.
- Bobcat® breakers produce low recoil and minimal hydraulic pressure spike to their carriers.
- Breakers can be mounted on your excavator with various systems: directly to the arm pin onto the arm, with the hydraulic quick coupler or with either of the two mechanical couplers – Klac and German Systems.

**Description:** Bobcat® Bobcat breakers offer high performance, low maintenance, and are easy to use. All breakers feature a frame with a cylindrical design, providing improved access to jobs in confined areas. All breakers have a silenced housing as standard.

## TECHNICAL SPECIFICATIONS

Description	Part Number	Flow (L/min)	Blow Rate - Soft Ground (beats/min)	Blow Rate - Hard Ground (beats/min)	Operating Pressure (bar)	Weight (kg)	Control Kit Required	Working Flow	First Use Installation Time
Breaker, HB280	7133202	12 - 23	1120	1290	120	65	No	Standard	2 h
Breaker, HB380	7115922	15 - 30	1400	1600	120	88	No	Standard	2 h
Breaker, HB580	7113418	17 - 35	1220	1350	120	111	No	Standard	2 h
Breaker, HB680	7113419	25 - 50	1220	1340	120	150	No	Standard	2 h
Breaker, HB880	7113420	30 - 65	1150	1310	120	220	No	Standard	2 h
Breaker, HB980	7113421	40 - 75	855 - 1060	1170 - 1450	120	280	No	Standard	2 h
Breaker, HB1180	7115923	55 - 100	680 - 1070	820 - 1280	125	372	No	Standard	2 h
Breaker, HB1380	7157576	70 - 120	780 - 1030	900 - 1230	125	385	No	Standard	2 h
Breaker, HB2380	7133203	75 - 125	690	910	130	405	No	Standard	2 h

## COMPATIBILITY CHARTS

Description	Part Number	Compact Excavators																
		E08	E10z	E10e	E17	E17z	E19	E20z	E26	E27	E27z	E34	E35z	E50z	E55z	E60	E85	E57W
Hose Kit for Breaker HB280 for E08/E10z/E10e	7170566	X	X	X														
Hose Kit for Breaker HB380, HB580 for E17/E17z/E19/E20z	7191372				X	X	X	X										
Hose Kit for Breaker HB680 for E26/E27/E27z STD Arm	7117823							X	X	X								
Hose Kit for Breaker HB680 for E26/E27/E27z Long Arm	7117832							X	X	X								
Hose Kit for Breakers HB880 and HB980 for E34/E35z STD Arm	6728963										X	X						
Hose Kit for Breakers HB880, HB980, and HB1180 for E34/E35z Long Arm	7180019										X	X						
Hose Kit for Breakers HB1180 and HB1380 for E57W STD Arm	7175243															X		X
Hose Kit for Breakers HB980, HB1180 and HB1380 for E50z/E55z/E60 All Arm Options, and E57W Long Arm	7175244												X	X	X	X	X	X
Hose Kit for Breakers HB1180, HB1380, and HB2380 for E85 STD Arm	7176607																X	
Hose Kit for Breakers HB1180, HB1380, and HB2380 for E85 Long Arm	7176608																X	

Actual attachment compatibility may vary based on different machine configurations. Contact your District Manager/Application Sales Manager for actual attachment compatibility.

## COMPATIBILITY CHARTS

Description	Part Number	Compact Excavators																
		E08	E10z	E10e	E17	E17z	E19	E20z	E26	E27	E27z	E34	E35z	E50z	E55z	E60	E85	E57W
Fixing Cap, HB280, Pin-On	7326811	X	X	X														
Fixing Cap, HB380, HB580, Pin-On	7326812				X	X	X	X										
Fixing Cap, HB380, HB580, Klac™ System C	7326848				X	X	X	X										
Fixing Cap, HB380, HB580, German System QC01	7326808				X	X	X	X										
Fixing Cap, HB680, Pin-On	7198350								X	X	X							
Fixing Cap, HB680, Klac™ System D	7326847								X	X	X							
Fixing Cap, HB680, German System QC03	7198351								X	X	X							
Fixing Cap, HB880, HB980, Pin-On	7180227											X	X					
Fixing Cap, HB880, HB980, Klac™ System D	7326810											X	X					
② Fixing Cap HB880, HB980, German System QC03	7172892											X	X	X	X			
Fixing Cap, HB980, Pin-On	7192796													X	X			
Fixing Cap, HB980, Klac™ System E	7326846													X	X			
Fixing Cap, HB1180, HB1380, Pin-On	7192814													X	X	X		
Fixing Cap, HB1180, HB1380, Pin-On	7168503																	X
Fixing Cap, HB1180, HB1380, Klac™ System E	7326844													X	X	X		X
Fixing Cap, HB1180, HB1380, German System QC03	7171108													X	X	X		X
Fixing Cap, HB1180, HB1380, HB2380, Pin-On	7322199																	X
Fixing Cap, HB1180, HB1380, HB2380, Klac™ System F	7326843																	X
Fixing Cap, HB1180, HB1380, HB2380, German System QC08	7172893																	X
Breaker, HB280	7133202	X	X	X														
Breaker, HB380	7115922				X	X	X	X										
Breaker, HB580	7113418				X	X	X	X										
Breaker, HB680	7113419								X	X	X							
③ Breaker, HB880	7113420											X	X					
Breaker, HB980	7113421											X	X	X	X			
Breaker, HB1180	7115923													X	X	X	X	X
Breaker, HB1380	7157576															X	X	X
Breaker, HB2380	7133203																X	

**Special application kit must be installed on the machine. \*\***



\*\* To be ordered through Bobcat Parts

Actual attachment compatibility may vary based on different machine configurations.  
Contact your District Manager/Application Sales Manager for actual attachment compatibility.



Tools Selection



OPTIONS/ACCESSORIES

Description	Tools Selection	HB280	HB380	HB580	HB680	HB880	HB980	HB1180	HB1380	HB2380
InLine Wide Chisel **	A	na	7144660	7144668	7144678	7144693	7144704	7144715	7163372	7144725
Nail Point **	B	7144651	7144655	7144665	7149302	7144690	7144701	7144712	7163369	7144722
CrossCut Asphalt Chisel **	C	na	7144657	7144669	7144679	7144694	7144705	7144716	7163373	7144726
InLine Chisel **	D	7144650	7144654	7144664	7144674	7144689	7144700	7144711	7163368	7144721
Blunt Point **	E	7144652	7144661	7144671	7144681	7144696	7144707	7144718	7163375	7144728
Tamping Pad and Tool **	F	na	7144662	7144672	7144682	7144697	7144708	7144719	X	X
CrossCut Chisel **	G	7144649	7144653	7144663	7144673	7144688	7144699	7144710	7163367	7144720
Conical Point **	H	na	na	7144666	7144676	7144691	7144702	7144713	7163370	7144723
CrossCut Wide Chisel **	I	na	7144659	7144667	7144677	7144692	7144703	7144714	7163371	7144724
InLine Asphalt Chisel **	J	na	7144658	7144670	7144680	7144695	7144706	7144717	7163374	7144727

OPTIONS/ACCESSORIES

Description	Dimension	Tools Selection	HB280	HB380	HB580	HB680	HB880	HB980	HB1180	HB1380	HB2380
In-Line Wide Chisel	X x Y x Z (mm)	A	na	100x100x14	115x120x15	115x120x15	130x130x17	200x180x22	160x140x17	180x150x18	200x180x22
Nail Point	(° Angle)	B	30	30	30	30	30	30	30	30	30
CrossCut Asphalt Chisel	X x Y x Z (mm)	C	na	100x100x14	115x120x15	115x120x15	130x130 x17	200x180x22	160x140x17	180x150x18	200x180x22
In-Line Chisel	(° Angle)	D	30	30	30	30	30	30	30	30	30
Blunt Point	(Ø in mm)	E	36	41	43	53	61	68	76	84	94
Tamping Pad and Tool	(mm)	F	na	200x200	200x200	200x200	200x200	200x200	200x200	na	na
CrossCut Chisel	(mm)	G	37	45	47	55	65	72	77	85	95
Conical Point	(° Angle)	H	30	30	30	30	30	30	30	30	30
CrossCut Wide Chisel	X x Y x Z (mm)	I	na	100x100x14	115x120x15	115x120x15	130x130x17	200x180x22	160x140x17	180x150x18	200x180x22
In-Line Asphalt Chisel	X x Y x Z (mm)	J	na	100x100x14	115x120x15	115x120x15	130x130x17	200x180x22	160x140x17	180x150x18	200x180x22

\*\* To be ordered through Bobcat Parts

Actual attachment compatibility may vary based on different machine configurations.  
Contact your District Manager/Application Sales Manager for actual attachment compatibility.





Bobcat  
HB980



# COUPLER, MECHANICAL



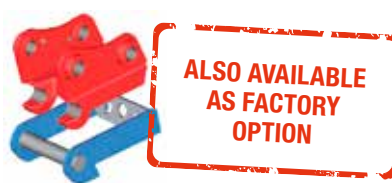
	REQUIREMENTS	FEATURES & BENEFITS
	 <p>Coupler: No special requirement.</p>	<p><b>Klac™ System</b></p> <ul style="list-style-type: none"> <li>• Our Klac quick-attach systems are specially designed for Bobcat compact excavators and offer a host of benefits.</li> <li>• Dedicated compact coupler with automatic self-locking mechanism from the cab</li> <li>• Unlocking of the attachment is made with a lever provided</li> <li>• Easy bucket hook-with automatic centring.</li> <li>• Wear compensation system to maximize lifetime.</li> <li>• For the reversibility of your bucket, an adaptor bracket is available, allowing to you use your bucket as a shovel.</li> </ul> <p><b>German System</b></p> <ul style="list-style-type: none"> <li>• Locks mechanically with automatic adjustment for reliable connection.</li> <li>• Long lifetime with little maintenance thanks to sealed locking system.</li> <li>• Complete range of couplers and adapters for all attachment types.</li> </ul> <p><b>Mechanical Pin Grabber</b></p> <ul style="list-style-type: none"> <li>• Pin-on mount optimized for Bobcat excavators</li> <li>• Lift eye facilitating transport of additional attachments around the jobsite</li> <li>• Dedicated pick up dimensions for Bobcat attachments</li> <li>• Dedicated release tool</li> <li>• Design allows for reversed bucket pickup, enabling an even wider range of applications</li> <li>• Built in safety features</li> </ul>

**Description:** These manual couplers let you change attachments quickly, easily and safely. Coupler systems turn excavators into tool-carriers. You can switch between different buckets and attachments in a matter of minutes. So you can always use the right tool for the right job, maximising efficiency and productivity.

Klac™ System



German System



Mechanical Pin Grabber



## TECHNICAL SPECIFICATIONS

Description	Part Number	Pin Diameter (mm)	Pin Center (mm)	Lift Eye Capacity (kg)	Weight (kg)	Control Kit Required	First Use Installation Time
Coupler Pin Grabber QC30	7422462	30	123	1000	20	No	None
Coupler Pin Grabber QC35	7422463	35	200	2500	35	No	None
Coupler Pin Grabber QC45	7422464	45	220	4750	53	No	None
Coupler Pin Grabber QC45	7422465	45	262,5	4750	55	No	None
Coupler Pin Grabber QC45	7422466	45	291	4750	73	No	None

## COMPATIBILITY CHARTS

Description	Part Number	Weight (kg)	Compact Excavators																	
			E08	E10z	E10e	E17	E17z	E19	E20z	E26	E27	E27z	E34	E35z	E50z	E55z	E60	E85	E57W	
Coupler Klac™ System, Model C	7139694	16				X	X	X	X											
Coupler Klac™ System, Model D	7180275	24								X	X	X	X	X						
Coupler Klac™ System, Model E	7190553	40													X	X	X			
Coupler Klac™ System, Model E	7171766	40																		X
Coupler Klac™ System, Model F	7235368	70																		
Coupler Klac™ System, Model F	7171769	70																X		

\*Object handling option mandatory - available as machine option

Actual attachment compatibility may vary based on different machine configurations.  
Contact your District Manager/Application Sales Manager for actual attachment compatibility.

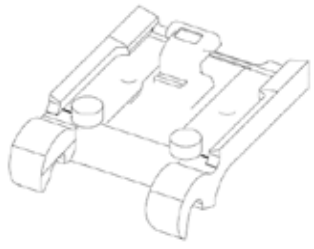


## COMPATIBILITY CHARTS

Description	Part Number	Weight (kg)	Compact Excavators																			
			E08	E10z	E10e	E17	E17z	E19	E20z	E26	E27	E27z	E34	E35z	E50z	E55z	E60	E85	E57W			
Coupler German System QC01 w/o lift hook	7319745	17.5				X	X	X	X													
Coupler German System QC03 w/o lift hook	7319746	33.8								X	X	X	X	X								
Coupler German System QC03 w/o lift hook	7319747	36.2													X	X	X					
Coupler German System QC03 w/o lift hook	7319748	37.3																			X	
Coupler German System QC01 with lift hook*	7320247	18.4				X	X	X	X													
Coupler German System QC03 with lift hook*	7320248	35.5								X	X	X	X	X								
Coupler German System QC03 with lift hook*	7320249	38.0													X	X	X					
Coupler German System QC03 with lift hook*	7320250	39.1																			X	
Coupler German System QC08 with lift hook*	7320251	74.5																			X	
Coupler Pin Grabber QC30	7422462	20	X	X	X	X	X	X	X													
Coupler Pin Grabber QC35	7422463	35								X	X	X	X	X								
Coupler Pin Grabber QC45	7422464	53													X	X	X					
Coupler Pin Grabber QC45	7422465	55																				X
Coupler Pin Grabber QC45	7422466	73																			X	

Note: Additional pins needed for using buckets with pin grabber (Please refer to pages 150 ff or 154 ff).

## OPTIONS / ACCESSORIES

Description	Part Number	Weight (kg)	Klacc™ System Adapter Plate												
Klacc™ System C Adapter Plate, Weld-on to Convert Non-Klacc™ System Attachments to Klacc™ System Attachments	7140427	6													
Klacc™ System D Adapter Plate, Weld-on to Convert Non-Klacc™ System Attachments to Klacc™ System Attachments	7140428	10													
Klacc™ System E Adapter Plate, Weld-on to Convert Non-Klacc™ System Attachments to Klacc™ System Attachments	7140429	16													
Klacc™ System F Adapter Plate, Weld-on to Convert Non-Klacc™ System Attachments to Klacc™ System Attachments	7140430	25													

## OPTIONS / ACCESSORIES



Description	Part Number	Weight (kg)	Compact Excavators																			
			E08	E10z	E10e	E17	E17z	E19	E20z	E26	E27	E27z	E34	E35z	E50z	E55z	E60	E85	E57W			
Klacc™ System Reversible Adapter, Model C	7207671	17				X	X	X	X													
Klacc™ System Reversible Adapter, Model D	7207672	29								X	X	X	X	X								
Klacc™ System Reversible Adapter, Model E	7207673	50													X	X	X					X
Klacc™ System Reversible Adapter, Model F	7207674	79																			X	

**DID YOU KNOW? BOTH, THE PIN GRABBER AND THE KLACC REVERSIBLE ADAPTOR, ALLOW YOU TO REVERSE YOUR BUCKETS AND DIG CLOSE TO OR UNDER EXISTING STRUCTURES?**



# COUPLER, HYDRAULIC



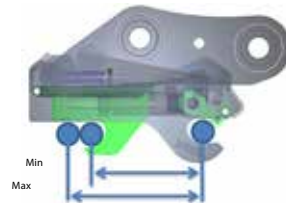
	REQUIREMENTS	FEATURES & BENEFITS
 <p>Coupler hydraulic: Includes Coupler + Hose kit</p>		<p><b>Pin Grabber</b></p> <ul style="list-style-type: none"> <li>• Robust yet compact and light design increasing breakout force</li> <li>• Double locking system (Front and Rear) meeting ISO13031 norm</li> <li>• Powerful springs area activated in case of power loss.</li> <li>• Variable pin center to increase pin on attachments pick up</li> <li>• Maintenance free with few components</li> <li>• Reversibility is standard, without modifications required</li> <li>• Fast and easy installation.</li> </ul> <p><b>German System Coupler</b></p> <ul style="list-style-type: none"> <li>• Double locking coupler for greater safety, applying ISO 13031 norm</li> <li>• Hydraulically operated from the cab for quick and easy attachment changeover</li> <li>• Pins under constant pressure to guarantee a tight grip</li> <li>• Play-free locking in case of eventual pin wear</li> <li>• Robust, yet compact design for maximum breakout force</li> <li>• Maintenance-free, with few components for peace of mind</li> <li>• Also available with lifting hook 3-5 ton lifting capacity</li> </ul>

**Description:** Hydraulically connected to the machine, the Bobcat Hydraulic Coupler allows you to change attachments rapidly and safely and from the comfort and security of your cab. It allows to take a variety of attachments.

German System



Pin Grabber



TECHNICAL SPECIFICATIONS							
Description	Part Number	Length (mm)	Width (mm)	Depth (mm)	Weight (kg)	Operating Pressure (bar)	Maximum pressure (bar)
Hydraulic Quick Coupler QC03, German System	7320198	291	232	372	26.5	150	250
Hydraulic Quick Coupler QC03, German System	7320199	273	259	446	31.0	150	250
Hydraulic Quick Coupler QC03, German System	7320200	285	266	436	33.4	150	250
Hydraulic Quick Coupler QC03 with Lift Hook, German System*	7320280	291	240	403	31.2	150	250
Hydraulic Quick Coupler QC03 with Lift Hook, German System*	7320281	289	259	463	32.8	150	250
Hydraulic Quick Coupler QC03 with Lift Hook, German System*	7320282	285	266	503	35.9	150	250
Hydraulic Quick Coupler QC08 with Lift Hook, German System*	7320283	363	325	554	80.5	200 - 300	350

TECHNICAL SPECIFICATIONS									
Description	Part Number	Pin diameter (mm)	Minimum Pin Center (mm)	Maximum Pin Center (mm)	Base width with calipers (mm)	Weight (kg)	Control Kit Required	Working Flow	First Use Installation Time
Hydraulic Coupler - Pin Grabber QC35	7340046	35	178	203	132	34	Yes	Standard	1 h
Hydraulic Coupler - Pin Grabber QC45	7340047	45	218	267	150	65	Yes	Standard	1 h

\*Object handling option mandatory - available as machine option

Actual attachment compatibility may vary based on different machine configurations.  
Contact your District Manager/Application Sales Manager for actual attachment compatibility.

## COMPATIBILITY CHARTS

Description	Part Number	Compact Excavators																
		E08	E10z	E10e	E17	E17z	E19	E20z	E26	E27	E27z	E34	E35z	E50z	E55z	E60	E85	E57W
Hydraulic Quick Coupler, German System, QC03	7320198								X	X	X	X	X					
Hydraulic Quick Coupler, German System, QC03	7320199													X	X	X		
Hydraulic Quick Coupler, German System, QC03	7320200																	X
Hydraulic Quick Coupler, German System, QC03 with Lift Hook*	7320280							X	X	X	X	X						
Hydraulic Quick Coupler, German System, QC03 with Lift Hook*	7320281												X	X	X			
Hydraulic Quick Coupler, German System, QC03 with Lift Hook*	7320282																	X
Hydraulic Quick Coupler, German System, QC08 with Lift Hook*	7320283																X <sup>1</sup>	
Coupler Pin Grabber QC35	7340046							X	X	X	X	X						
Coupler Pin Grabber QC45	7340047												X	X	X			

Note: Additional pins needed for using buckets with pin grabber\*\*

## OPTIONS / ACCESSORIES

Description	Part Number	Compact Excavators																
		E08	E10z	E10e	E17	E17z	E19	E20z	E26	E27	E27z	E34	E35z	E50z	E55z	E60	E85	E57W
Hydraulic Quick Coupler Ready Kit, E26	7352649							X**										
Hydraulic Quick Coupler Ready Kit, E27/E27z	7352650								X**	X**								
Hydraulic Quick Coupler Ready Kit, E34, E35z	7244867										X**	X**						
Hydraulic Quick Coupler Ready Kit, E57W	7441543								X**	X**								X***

## OPTIONS / ACCESSORIES

Coupler used	Pin**	Securing screw, hex**	Lock nut, hex**
Coupler Pin Grabber QC35	7181216 (2)	1CM1075 (2)	16DM10 (4)
Coupler Pin Grabber QC45	7143036 (2)	7CM1280 (2)	16DM12 (4)

Note: Additional pins needed for using buckets with pin grabber\*\*

**Actual attachment compatibility may vary based on different machine configurations.  
Contact your District Manager/Application Sales Manager for actual attachment compatibility.**

**NOTE: "HYDRAULIC QUICK COUPLER READY" OPTION IS NEEDED! AVAILABLE AS FACTORY OPTION OR AS KIT THROUGH BOBCAT PARTS**

**USING A COUPLER MAY MODIFY THE STABILITY AND BREAKOUT FORCE OF THE EXCAVATOR. PLEASE CONTACT YOUR BOBCAT DISTRIBUTOR OR APPLICATION SALES MANAGER FOR MORE INFORMATION AND A LIST OF APPROVED ATTACHMENTS.**

\* Object handling option mandatory - available as machine option



\*\* To be ordered through Bobcat Parts

\*\*\* "Hydraulic Quick Coupler Ready Kit, E57W" needed for E57W s/n **B54A11001** & above and s/n **B3WU13522** & above

Actual attachment compatibility may vary based on different machine configurations.  
Contact your District Manager/Application Sales Manager for actual attachment compatibility.



# COUPLER, MECHANICAL TILT

	REQUIREMENTS	FEATURES & BENEFITS
		<ul style="list-style-type: none"> <li>• More flexibility with great working range: 90° tilting on both sides</li> <li>• Compact design with low build actuator height to improve breakout force and performance</li> <li>• Actuator sealed and protected against damage</li> <li>• High retention forces and robust design for toughest applications</li> <li>• Also available with lifting hook (3 - 5 ton)</li> </ul> <div style="border: 2px solid red; padding: 5px; text-align: center; color: red; font-weight: bold;"> <p>FOR M-SERIES EXCAVATORS, "ARM MOUNTED AUX2 WITH CAPS" OPTION IS NEEDED! AVAILABLE AS FACTORY OPTION OR AS KIT THROUGH BOBCAT PARTS.</p> </div>

**Description:** The Bobcat Mechanical Tilt Coupler allows you to change attachments mechanically and rapidly. Coupler systems turn excavators into tool-carriers, switching between different buckets and attachments in a matter of minute. It combine all the benefits of a quick coupler with a tilt actuator. So you can always use the right tool for the job, maximizing efficiency and productivity.

TECHNICAL SPECIFICATIONS											
Description	Part Number	Length (mm)	Width (mm)	Depth (mm)	Overall Rotation	Weight (kg)	Capacity (cm <sup>3</sup> )	Operating Pressure (bar)	Relief Pressure (bar)	Output Torque <sup>2</sup> (Nm)	Holding Torque (Nm)
Mechanical Tilt Coupler, German System, TC01	7328313	397	190	342	88°-92°	35.5	239	207	225	930	2260
Mechanical Tilt Coupler, German System, TC03	7328314	467	232	373	88°-92°	66.9	623	207	225	1630	6430
Mechanical Tilt Coupler, German System, TC03	7328315	496	232	420	88°-92°	82.8	936	207	225	2600	9350
Mechanical Tilt Coupler, German System, TC03	7328316	524	259	514	88°-92°	123.8	1262	207	225	4375	14850
Mechanical Tilt Coupler, German System, TC03	7328317	544	277	503	88°-92°	124.3	1262	207	225	4375	14850
Mechanical Tilt Coupler, German System, TC01 with Lift Hook*	7328318	423	194	342	88°-92°	37.1	239	207	225	930	2260
Mechanical Tilt Coupler, German System, TC03 with Lift Hook*	7328319	483	232	397	88°-92°	68.6	623	207	225	1630	6430
Mechanical Tilt Coupler, German System, TC03 with Lift Hook*	7328320	503	232	445	88°-92°	84.5	936	207	225	2600	9350
Mechanical Tilt Coupler, German System, TC03 with Lift Hook*	7328321	560	259	534	88°-92°	125.6	1262	207	225	4375	14850
Mechanical Tilt Coupler, German System, TC03 with Lift Hook*	7328322	561	277	565	88°-92°	126.1	1262	207	225	4375	14850
Mechanical Tilt Coupler, German System, TC08 with Lift Hook*	7328323	666	318	627	88°-92°	190.6	1950	207	225	6650	20450

<sup>2</sup>at 207 bar

COMPATIBILITY CHARTS																		
Description	Part Number	Compact Excavators																
		E08	E10z	E10e	E17	E17z	E19	E20z	E26	E27	E27z	E34	E35z	E50z	E55z	E60	E85	E57W
Mechanical Tilt Coupler, German System, TC01	7328313				X	X	X	X										
Mechanical Tilt Coupler, German System, TC03	7328314							X	X	X								
Mechanical Tilt Coupler, German System, TC03	7328315										X	X						
Mechanical Tilt Coupler, German System, TC03	7328316												X	X	X			
Mechanical Tilt Coupler, German System, TC03	7328317																	X
① Mechanical Tilt Coupler, German System, TC01 with Lift Hook*	7328318				X	X	X	X										
Mechanical Tilt Coupler, German System, TC03 with Lift Hook*	7328319							X	X	X								
Mechanical Tilt Coupler, German System, TC03 with Lift Hook*	7328320										X	X						
Mechanical Tilt Coupler, German System, TC03 with Lift Hook*	7328321												X	X	X			
Mechanical Tilt Coupler, German System, TC03 with Lift Hook*	7328322													X	X	X		X
Mechanical Tilt Coupler, German System, TC08 with Lift Hook*	7328323															X		
Tilt Coupler Hose Kit for E17/E17z/E19/E20z	7330113				X	X	X	X										
Tilt Coupler Hose Kit for E26/E27/E27z/E34/E35z/E50z/E55z/E60	7330114							X	X	X	X	X	X	X	X			
② Tilt Coupler Hose Kit for E57W/E85 Short Arm	7330115																X	X
Tilt Coupler Hose Kit for E57W Long Arm	7330116																	X
Tilt Coupler Hose Kit for E85 Long Arm	7330117																X	

\*Object handling option mandatory - available as machine option

Actual attachment compatibility may vary based on different machine configurations. Contact your District Manager/Application Sales Manager for actual attachment compatibility.



FOR E26, E27, E27Z, E34, E35Z,  
E50Z, E55Z AND E60, MACHINE  
TO BE EQUIPPED WITH AUX4  
HYDRAULIC LINE FOR BEST  
PERFORMANCE







# COUPLER, HYDRAULIC TILT

	REQUIREMENTS	FEATURES & BENEFITS
		<ul style="list-style-type: none"> <li>• More flexibility with great working range: 90° tilting on both sides</li> <li>• Unlock process (hydraulic) is designed to release only when the operator intends to do so, in a controlled and safe manner</li> <li>• Compact design with low build actuator height to improve breakout force and performance</li> <li>• Oil feed through the actuator</li> <li>• Actuator sealed and protected against damage</li> <li>• High retention forces and robust design for toughest applications</li> <li>• Also available with lifting hook (3 - 5 ton)</li> </ul> <div style="border: 2px solid red; padding: 5px; text-align: center; color: red; font-weight: bold;"> <p>FOR E26, E27, E27Z, E34, E35z, E50z, E55z AND E60, MACHINE TO BE EQUIPPED WITH AUX4 HYDRAULIC LINE FOR BEST PERFORMANCE</p> </div>

**Description:** The Bobcat Hydraulic Tilt Coupler allows you to change attachments hydraulically, rapidly and from the comfort and security of your cab. Coupler systems turn excavators into tool-carriers, switching between different buckets and attachments in a matter of seconds. It combine all the benefits of a quick coupler with a tilt actuator. So you can always use the right tool for the job, maximizing efficiency and productivity.

TECHNICAL SPECIFICATIONS											
Description	Part Number	Length (mm)	Width (mm)	Depth (mm)	Overall Rotation	Weight (kg)	Capacity (cm <sup>3</sup> )	Operating Pressure (bar)	Relief Pressure (bar)	Output Torque <sup>2</sup> (Nm)	Holding Torque (Nm)
Hydraulic Tilt Coupler, German System, TC03	7328428	467	232	373	88°-92°	61.7	623	207	225	1630	2260
Hydraulic Tilt Coupler, German System, TC03	7328429	497	232	426	88°-92°	77.6	936	207	225	2600	6430
Hydraulic Tilt Coupler, German System, TC03	7328430	524	259	516	88°-92°	118.7	1262	207	225	4375	9350
Hydraulic Tilt Coupler, German System, TC03	7328431	544	277	505	88°-92°	118.6	1262	207	225	4375	14850
Hydraulic Tilt Coupler, German System, TC03 with Lift Hook*	7328432	483	232	397	88°-92°	63.5	623	207	225	1630	14850
Hydraulic Tilt Coupler, German System, TC03 with Lift Hook*	7328433	503	232	445	88°-92°	79.4	936	207	225	2600	2260
Hydraulic Tilt Coupler, German System, TC03 with Lift Hook*	7328434	556	259	536	88°-92°	120.4	1262	207	225	4375	6430
Hydraulic Tilt Coupler, German System, TC03 with Lift Hook*	7328435	561	277	565	88°-92°	120.9	1262	207	225	4375	9350
Hydraulic Tilt Coupler, German System, TC08 with Lift Hook*	7328436	667	325	627	88°-92°	192.7	1950	207	225	6650	14850

<sup>2</sup>at 207 bar

FOR M-SERIES EXCAVATORS, "ARM MOUNTED AUX2 WITH CAPS" OPTION IS NEEDED! AVAILABLE AS FACTORY OPTION OR AS KIT THROUGH BOBCAT PARTS.

"HYDRAULIC QUICK HITCH READY" OPTION IS NEEDED! AVAILABLE AS FACTORY OPTION OR AS KIT THROUGH BOBCAT PARTS (SEE PAGE 151 – OPTIONS/ACCESSORIES)

\* Object handling option mandatory - available as machine option  
<sup>1</sup> Hydraulic Quick Hitch Ready Kit not available for this machine model

Actual attachment compatibility may vary based on different machine configurations.  
 Contact your District Manager/Application Sales Manager for actual attachment compatibility.



## COMPATIBILITY CHARTS

	Description	Part Number	Compact Excavators																				
			E08	E10z	E10e	E17	E17z	E19	E20z	E26	E27	E27z	E34	E35z	E50z	E55z	E60	E85	E57W				
	Hydraulic Tilt Coupler, German System, TC03	7328428								X	X	X											
	Hydraulic Tilt Coupler, German System, TC03	7328429											X	X									
	Hydraulic Tilt Coupler, German System, TC03	7328430													X	X	X						
	Hydraulic Tilt Coupler, German System, TC03	7328431																				X	
①	Hydraulic Tilt Coupler, German System, TC03 with Lift Hook*	7328432								X	X	X											
	Hydraulic Tilt Coupler, German System, TC03 with Lift Hook*	7328433											X	X									
	Hydraulic Tilt Coupler, German System, TC03 with Lift Hook*	7328434													X	X	X						
	Hydraulic Tilt Coupler, German System, TC03 with Lift Hook*	7328435																				X	
	Hydraulic Tilt Coupler, German System, TC08 with Lift Hook*	7328436																			X <sup>1</sup>		
	Tilt Coupler Hose Kit for E26/E27/E27z/E34/E35z/E50z/E55z/E60	7330114								X	X	X	X	X	X	X	X	X	X				
②	Tilt Coupler Hose Kit for E57W/E85 Short Arm	7330115																			X	X	
	Tilt Coupler Hose Kit for E57W Long Arm	7330116																					X
	Tilt Coupler Hose Kit for E85 Long Arm	7330117																			X		

\* Object handling option mandatory - available as machine option

<sup>1</sup> Hydraulic Quick Hitch Ready Kit not available for this machine model

Actual attachment compatibility may vary based on different machine configurations.  
Contact your District Manager/Application Sales Manager for actual attachment compatibility.

# BUCKET, DIGGING, STANDARD DUTY



Buckets: Type of fittings depends on the coupling system.

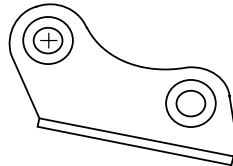
## REQUIREMENTS

## FEATURES & BENEFITS

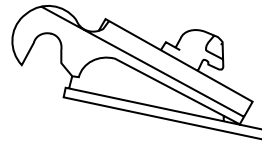
- Wide range of digging buckets for digging, loading, trenching, levelling, backfilling and landscaping.
- Buckets come with a large selection of widths to best suit your need.
- Bolt-on teeth: easily replace worn out teeth and utilize different styles of teeth.
- Optimised shape for maximum efficiency and capacity.

**Description:** Tackle the toughest digging and material handling jobs with our robust digging buckets. They offer excellent breakout force for digging and easier bucket filling.

Pin-On System



Klac™ System



## TECHNICAL SPECIFICATIONS / COMPATIBILITY CHARTS

Description	Part Number	Weight (kg)	Capacity (L)	Compact Excavators																
				E08	E10z	E10e	E17	E17z	E19	E20z	E26	E27	E27z	E34	E35z	E50z	E55z	E60	E85	E57W
Digging Bucket, STD, 20 cm, Pin-On, E08/E10z/E10e	7208128	15	10	X	X	X														
Digging Bucket, STD, 25 cm, Pin-On, E08/E10z/E10e	7208129	17	14	X	X	X														
Digging Bucket, STD, 30 cm, Pin-On, E08/E10z/E10e	7208130	21	17	X	X	X														
Digging Bucket, STD, 40 cm, Pin-On, E08/E10z/E10e	7208131	24	25	X	X	X														
Digging Bucket, STD, 20 cm, Pin-On, E17/E17z/E19/E20z	7141515	25	15				X	X	X	X										
Digging Bucket, STD, 23 cm, Pin-On, E17/E17z/E19/E20z	7150075	26	17				X	X	X	X										
Digging Bucket, STD, 25 cm, Pin-On, E17/E17z/E19/E20z	7141516	27	20				X	X	X	X										
Digging Bucket, STD, 30 cm, Pin-On, E17/E17z/E19/E20z	7141517	30	25				X	X	X	X										
Digging Bucket, STD, 40 cm, Pin-On, E17/E17z/E19/E20z	7141518	35	36				X	X	X	X										
Digging Bucket, STD, 45 cm, Pin-On, E17/E17z/E19/E20z	7150076	42	39				X	X	X	X										
Digging Bucket, STD, 50 cm, Pin-On, E17/E17z/E19/E20z	7141519	47	42				X	X	X	X										
Digging Bucket, STD, 60 cm, Pin-On, E17/E17z/E19/E20z	7141520	49	58				X	X	X	X										
Digging Bucket, STD, 23 cm, Pin-On, E26/E27/E27z	7197062	34	22								X	X	X							
Digging Bucket, STD, 25 cm, Pin-On, E26/E27/E27z	7197063	35	25								X	X	X							
Digging Bucket, STD, 30 cm, Pin-On, E26/E27/E27z	7197064	38	32								X	X	X							
Digging Bucket, STD, 40 cm, Pin-On, E26/E27/E27z	7197065	47	47								X	X	X							
Digging Bucket, STD, 45 cm, Pin-On, E26/E27/E27z	7197066	50	55								X	X	X							
Digging Bucket, STD, 50 cm, Pin-On, E26/E27/E27z	7197067	53	63								X	X	X							
Digging Bucket, STD, 60 cm, Pin-On, E26/E27/E27z	7197068	60	78								X	X	X							
Digging Bucket, STD, 70 cm, Pin-On, E26/E27/E27z	7197069	68	93								X	X	X							
Digging Bucket, STD, 23 cm, Pin-On, E34/E35z	7180754	40	27													X	X			
Digging Bucket, STD, 25 cm, Pin-On, E34/E35z	7180755	41	30													X	X			
Digging Bucket, STD, 30 cm, Pin-On, E34/E35z	7180756	45	39													X	X			
Digging Bucket, STD, 40 cm, Pin-On, E34/E35z	7180757	54	58													X	X			
Digging Bucket, STD, 45 cm, Pin-On, E34/E35z	7180758	58	68													X	X			
Digging Bucket, STD, 50 cm, Pin-On, E34/E35z	7180759	61	78													X	X			
Digging Bucket, STD, 60 cm, Pin-On, E34/E35z	7180760	67	97													X	X			
Digging Bucket, STD, 70 cm, Pin-On, E34/E35z	7180761	77	117													X	X			

Actual attachment compatibility may vary based on different machine configurations.  
Contact your District Manager/Application Sales Manager for actual attachment compatibility.



**TECHNICAL SPECIFICATIONS / COMPATIBILITY CHARTS**

Description	Part Number	Weight (kg)	Capacity (L)	Excavator															
				E08	E10z	E10e	E17	E17z	E19	E20z	E26	E27	E27z	E34	E35z	E50z	E55z	E60	E65
Digging Bucket, STD, 80 cm, Pin-On, E34/E35z	7180762	84	136										X	X					
Digging Bucket, STD, 30 cm, Pin-On, E50z/E55z/E60	7189743	72	56													X	X	X	
Digging Bucket, STD, 40 cm, Pin-On, E50z/E55z/E60	7189744	86	82													X	X	X	
Digging Bucket, STD, 45 cm, Pin-On, E50z/E55z/E60	7189745	93	97													X	X	X	
Digging Bucket, STD, 50 cm, Pin-On, E50z/E55z/E60	7189746	98	109													X	X	X	
Digging Bucket, STD, 60 cm, Pin-On, E50z/E55z/E60	7189747	116	136													X	X	X	
Digging Bucket, STD, 70 cm, Pin-On, E50z/E55z/E60	7189748	127	164													X	X	X	
Digging Bucket, STD, 80 cm, Pin-On, E50z/E55z/E60	7189749	140	192													X	X	X	
Digging Bucket, STD, 90 cm, Pin-On, E50z/E55z/E60	7189750	153	220													X	X	X	
Digging Bucket, STD, 100 cm, Pin-On, E50z/E55z/E60	7189751	166	252													X	X	X	
Digging Bucket, STD, 20 cm, Klac™ System C, E17/E17z/E19/E20z	7138621	25	15				X	X	X	X									
Digging Bucket, STD, 23 cm, Klac™ System C, E17/E17z/E19/E20z	7150064	26	17				X	X	X	X									
Digging Bucket, STD, 25 cm, Klac™ System C, E17/E17z/E19/E20z	7138622	27	20				X	X	X	X									
Digging Bucket, STD, 30 cm, Klac™ System C, E17/E17z/E19/E20z	7138623	30	25				X	X	X	X									
Digging Bucket, STD, 40 cm, Klac™ System C, E17/E17z/E19/E20z	7138624	35	36				X	X	X	X									
Digging Bucket, STD, 45 cm, Klac™ System C, E17/E17z/E19/E20z	7150065	39	42				X	X	X	X									
Digging Bucket, STD, 50 cm, Klac™ System C, E17/E17z/E19/E20z	7138625	42	47				X	X	X	X									
Digging Bucket, STD, 60 cm, Klac™ System C, E17/E17z/E19/E20z	7138626	47	58				X	X	X	X									
Digging Bucket, STD, 23 cm, Klac™ System D, E26/E27/E27z	7150066	35	22							X	X	X							
Digging Bucket, STD, 25 cm, Klac™ System D, E26/E27/E27z	7138629	49	34							X	X	X							
Digging Bucket, STD, 30 cm, Klac™ System D, E26/E27/E27z	7138630	54	43							X	X	X							
Digging Bucket, STD, 40 cm, Klac™ System D, E26/E27/E27z	7138631	60	61							X	X	X							
Digging Bucket, STD, 45 cm, Klac™ System D, E26/E27/E27z	7150067	64	68							X	X	X							
Digging Bucket, STD, 50 cm, Klac™ System D, E26/E27/E27z	7138632	52	64							X	X	X							
Digging Bucket, STD, 60 cm, Klac™ System D, E26/E27/E27z	7138633	59	79							X	X	X							
Digging Bucket, STD, 70 cm, Klac™ System D, E27/E27z	7150068	55	93								X	X							
Digging Bucket, STD, 23 cm, Klac™ System D, E34/E35z	7150069	48	27									X	X						
Digging Bucket, STD, 25 cm, Klac™ System D, E34/E35z	7138636	49	34									X	X						
Digging Bucket, STD, 30 cm, Klac™ System D, E34/E35z	7138637	54	43									X	X						
Digging Bucket, STD, 40 cm, Klac™ System D, E34/E35z	7138638	60	61									X	X						
Digging Bucket, STD, 45 cm, Klac™ System D, E34/E35z	7150070	64	68									X	X						
Digging Bucket, STD, 50 cm, Klac™ System D, E34/E35z	7138639	67	81									X	X						
Digging Bucket, STD, 60 cm, Klac™ System D, E34/E35z	7138640	71	100									X	X						
Digging Bucket, STD, 70 cm, Klac™ System D, E34/E35z	7138641	78	119									X	X						
Digging Bucket, STD, 80 cm, Klac™ System D, E34/E35z	7150071	85	136									X	X						
Digging Bucket, STD, 30 cm, Klac™ System E, E50z/E55z/E60/E57W	7138670	72	56												X	X	X		X
Digging Bucket, STD, 40 cm, Klac™ System E, E50z/E55z/E60/E57W	7138671	86	82												X	X	X		X
Digging Bucket, STD, 45 cm, Klac™ System E, E50z/E55z/E60/E57W	7150072	93	97												X	X	X		X
Digging Bucket, STD, 50 cm, Klac™ System E, E50z/E55z/E60/E57W	7138672	98	109												X	X	X		X
Digging Bucket, STD, 60 cm, Klac™ System E, E50z/E55z/E60/E57W	7138673	116	136												X	X	X		X
Digging Bucket, STD, 70 cm, Klac™ System E, E50z/E55z/E60/E57W	7138674	127	164												X	X	X		X
Digging Bucket, STD, 80 cm, Klac™ System E, E50z/E55z/E60/E57W	7138675	140	192												X	X	X		X
Digging Bucket, STD, 90 cm, Klac™ System E, E50z/E55z/E60/E57W	7138676	153	220												X	X	X		X
Digging Bucket, STD, 100 cm, Klac™ System E, E50z/E55z/E60/E57W	7150149	166	252												X	X	X		X



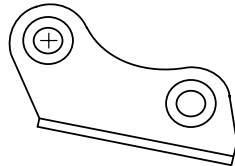
# BUCKET, DIGGING, HEAVY DUTY



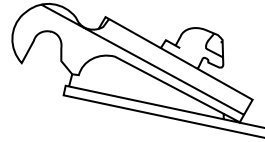
	REQUIREMENTS	FEATURES & BENEFITS
	 <p>Buckets: Type of fittings depends on the coupling system.</p>	<ul style="list-style-type: none"> <li>• Bolt-on teeth: Easily replace worn out teeth and utilise different styles of teeth (except E85: weld-on teeth)</li> <li>• Optimised shape for maximum efficiency.</li> <li>• Reinforced weld-on side cutter: Adds strength, durability and wear to the bucket sides; most beneficial in abrasive or rocky soils.</li> <li>• Vertical wear bars/straps: Improve strength and durability while providing extra wear protection.</li> </ul>

**Description:** Tackle the toughest digging and material handling jobs with our robust digging buckets. They offer excellent breakout force for digging and easier bucket filling.

Pin-On System



Klac™ System



Actual attachment compatibility may vary based on different machine configurations. Contact your District Manager/Application Sales Manager for actual attachment compatibility.

**TECHNICAL SPECIFICATIONS / COMPATIBILITY CHARTS**

Description	Part Number	Weight (kg)	Capacity (L)	Compact Excavators																
				E08	E10z	E10e	E17	E17z	E19	E20z	E26	E27	E27z	E34	E35z	E50z	E55z	E60	E85	E57W
Digging Bucket, HD, 30 cm, Pin-On, E17/E17z/E19/E20z	7158364.P	35	25				X	X	X	X										
Digging Bucket, HD, 40 cm, Pin-On, E17/E17z/E19/E20z	7158370.P	42	36				X	X	X	X										
Digging Bucket, HD, 45 cm, Pin-On, E17/E17z/E19/E20z	7158373.P	45	41				X	X	X	X										
Digging Bucket, HD, 50 cm, Pin-On, E17/E17z/E19/E20z	7158379.P	48	47				X	X	X	X										
Digging Bucket, HD, 60 cm, Pin-On, E17/E17z/E19/E20z	7158382.P	55	58				X	X	X	X										
Digging Bucket, HD, 23 cm, Pin-On, E26/E27/E27z	7158473.PE2	45	24							X	X	X								
Digging Bucket, HD, 30 cm, Pin-On, E26/E27/E27z	7158485.PE2	51	35							X	X	X								
Digging Bucket, HD, 40 cm, Pin-On, E26/E27/E27z	7158489.PE2	61	52							X	X	X								
Digging Bucket, HD, 45 cm, Pin-On, E26/E27/E27z	7158492.PE2	65	60							X	X	X								
Digging Bucket, HD, 50 cm, Pin-On, E26/E27/E27z	7158496.PE2	69	69							X	X	X								
Digging Bucket, HD, 60 cm, Pin-On, E26/E27/E27z	7158499.PE2	78	86							X	X	X								
Digging Bucket, HD, 70 cm, Pin-On, E26/E27/E27z	7158502.PE2	88	103								X	X								
Digging Bucket, HD, 30 cm, Pin-On, E34/E35z	7235042.PE3	59	40										X	X						
Digging Bucket, HD, 40 cm, Pin-On, E34/E35z	7235054.PE3	69	60										X	X						
Digging Bucket, HD, 45 cm, Pin-On, E34/E35z	7235056.PE3	74	70										X	X						
Digging Bucket, HD, 50 cm, Pin-On, E34/E35z	7235058.PE3	78	80										X	X						
Digging Bucket, HD, 60 cm, Pin-On, E34/E35z	7235060.PE3	89	100										X	X						
Digging Bucket, HD, 70 cm, Pin-On, E34/E35z	7235062.PE3	100	120										X	X						
Digging Bucket, HD, 75 cm, Pin-On, E34/E35z	7158694.PE3	104	131										X	X						
Digging Bucket, HD, 80 cm, Pin-On, E34/E35z	7235064.PE3	109	140										X	X						
Digging Bucket, HD, 90 cm, Pin-On, E34/E35z	7158700.PE3	120	162										X	X						
Digging Bucket, HD, 30 cm, Pin-On, E50z/E55z/E60	7158787.PE4	84	62												X	X	X			
Digging Bucket, HD, 40 cm, Pin-On, E50z/E55z/E60	7158793.PE4	101	92												X	X	X			
Digging Bucket, HD, 45 cm, Pin-On, E50z/E55z/E60	7158796.PE4	107	107												X	X	X			
Digging Bucket, HD, 50 cm, Pin-On, E50z/E55z/E60	7158802.PE4	113	122												X	X	X			
Digging Bucket, HD, 60 cm, Pin-On, E50z/E55z/E60	7158805.PE4	130	155												X	X	X			
Digging Bucket, HD, 70 cm, Pin-On, E50z/E55z/E60	7158808.PE4	146	183												X	X	X			
Digging Bucket, HD, 80 cm, Pin-On, E50z/E55z/E60	7158817.PE4	159	214												X	X	X			
Digging Bucket, HD, 90 cm, Pin-On, E50z/E55z/E60	7158820.PE4	175	245												X	X	X			
Digging Bucket, HD, 30 cm, Pin-On, E57W	7158787.PDH	84	62																	X
Digging Bucket, HD, 40 cm, Pin-On, E57W	7158793.PDH	101	92																	X
Digging Bucket, HD, 45 cm, Pin-On, E57W	7158796.PDH	107	107																	X
Digging Bucket, HD, 50 cm, Pin-On, E57W	7158802.PDH	113	122																	X
Digging Bucket, HD, 60 cm, Pin-On, E57W	7158805.PDH	130	155																	X
Digging Bucket, HD, 70 cm, Pin-On, E57W	7158808.PDH	146	183																	X
Digging Bucket, HD, 80 cm, Pin-On, E57W	7158817.PDH	159	214																	X
Digging Bucket, HD, 90 cm, Pin-On, E57W	7158820.PDH	175	245																	X
Digging Bucket, HD, 100 cm, Pin-On, E57W	7171997.PDH	191	276																	X
Digging Bucket, HD, 40 cm, Pin-On, E85	7172031.PDH	176	147																	X
Digging Bucket, HD, 50 cm, Pin-On, E85	7172034.PDH	200	197																	X
Digging Bucket, HD, 60 cm, Pin-On, E85	7172040.PDH	222	249																	X
Digging Bucket, HD, 70 cm, Pin-On, E85	7172043.PDH	241	301																	X
Digging Bucket, HD, 80 cm, Pin-On, E85	7172049.PDH	264	354																	X
Digging Bucket, HD, 90 cm, Pin-On, E85	7172052.PDH	283	408																	X
Digging Bucket, HD, 100 cm, Pin-On, E85	7172058.PDH	306	461																	X
Digging Bucket, HD, 30 cm, Klac™ System C, E17/E17z/E19/E20z	7158364.K	35	25				X	X	X	X										
Digging Bucket, HD, 40 cm, Klac™ System C, E17/E17z/E19/E20z	7158370.K	42	36				X	X	X	X										
Digging Bucket, HD, 45 cm, Klac™ System C, E17/E17z/E19/E20z	7158373.K	45	41				X	X	X	X										
Digging Bucket, HD, 50 cm, Klac™ System C, E17/E17z/E19/E20z	7158379.K	48	47				X	X	X	X										
Digging Bucket, HD, 60 cm, Klac™ System C, E17/E17z/E19/E20z	7158382.K	55	58				X	X	X	X										
Digging Bucket, HD, 23 cm, Klac™ System D, E26/E27/E27z	7158473.K	45	24							X	X	X								
Digging Bucket, HD, 30 cm, Klac™ System D, E26/E27/E27z	7158485.K	51	35							X	X	X								
Digging Bucket, HD, 40 cm, Klac™ System D, E26/E27/E27z	7158489.K	61	52							X	X	X								
Digging Bucket, HD, 45 cm, Klac™ System D, E26/E27/E27z	7158492.K	65	60							X	X	X								
Digging Bucket, HD, 50 cm, Klac™ System D, E26/E27/E27z	7158496.K	69	69							X	X	X								
Digging Bucket, HD, 60 cm, Klac™ System D, E26/E27/E27z	7158499.K	78	86							X	X	X								
Digging Bucket, HD, 70 cm, Klac™ System D, E26/E27/E27z	7158502.K	88	103								X	X								

**TECHNICAL SPECIFICATIONS / COMPATIBILITY CHARTS**

Description	Part Number	Weight (kg)	Capacity (L)	Compact Excavators																		
				E08	E10z	E10e	E17	E17z	E19	E20z	E26	E27	E27z	E34	E35z	E50z	E55z	E60	E85	E57W		
Digging Bucket, HD, 30 cm, Klac™ System D, E34/E35z	7235042.K	59	40										X	X								
Digging Bucket, HD, 40 cm, Klac™ System D, E34/E35z	7235054.K	69	60										X	X								
Digging Bucket, HD, 45 cm, Klac™ System D, E34/E35z	7235056.K	74	70										X	X								
Digging Bucket, HD, 50 cm, Klac™ System D, E34/E35z	7235058.K	78	80										X	X								
Digging Bucket, HD, 60 cm, Klac™ System D, E34/E35z	7235060.K	89	100										X	X								
Digging Bucket, HD, 70 cm, Klac™ System D, E34/E35z	7235062.K	100	120										X	X								
Digging Bucket, HD, 75 cm, Klac™ System D, E34/E35z	7158694.K	104	131										X	X								
Digging Bucket, HD, 80 cm, Klac™ System D, E34/E35z	7235064.K	109	140										X	X								
Digging Bucket, HD, 90 cm, Klac™ System D, E34/E35z	7158700.K	120	162										X	X								
Digging Bucket, HD, 30 cm, Klac™ System E, E50z/E55z/E60/E57W	7158787.K	84	62														X	X	X			X
Digging Bucket, HD, 40 cm, Klac™ System E, E50z/E55z/E60/E57W	7158793.K	101	92														X	X	X			X
Digging Bucket, HD, 45 cm, Klac™ System E, E50z/E55z/E60/E57W	7158796.K	107	107														X	X	X			X
Digging Bucket, HD, 50 cm, Klac™ System E, E50z/E55z/E60/E57W	7158802.K	113	122														X	X	X			X
Digging Bucket, HD, 60 cm, Klac™ System E, E50z/E55z/E60/E57W	7158805.K	130	155														X	X	X			X
Digging Bucket, HD, 70 cm, Klac™ System E, E50z/E55z/E60/E57W	7158808.K	146	183														X	X	X			X
Digging Bucket, HD, 80 cm, Klac™ System E, E50z/E55z/E60/E57W	7158817.K	159	214														X	X	X			X
Digging Bucket, HD, 90 cm, Klac™ System E, E50z/E55z/E60/E57W	7158820.K	175	245														X	X	X			X
Digging Bucket, HD, 100 cm, Klac™ System E, E57W	7171997.K	191	276																			X
Digging Bucket, HD, 40 cm, Klac™ System F, E85	7172031.K	176	147																			X
Digging Bucket, HD, 50 cm, Klac™ System F, E85	7172034.K	200	197																			X
Digging Bucket, HD, 60 cm, Klac™ System F, E85	7172040.K	222	249																			X
Digging Bucket, HD, 70 cm, Klac™ System F, E85	7172043.K	241	301																			X
Digging Bucket, HD, 80 cm, Klac™ System F, E85	7172049.K	264	354																			X
Digging Bucket, HD, 90 cm, Klac™ System F, E85	7172052.K	283	408																			X
Digging Bucket, HD, 100 cm, Klac™ System F, E85	7172058.K	306	461																			X

Actual attachment compatibility may vary based on different machine configurations.  
 Contact your District Manager/Application Sales Manager for actual attachment compatibility.











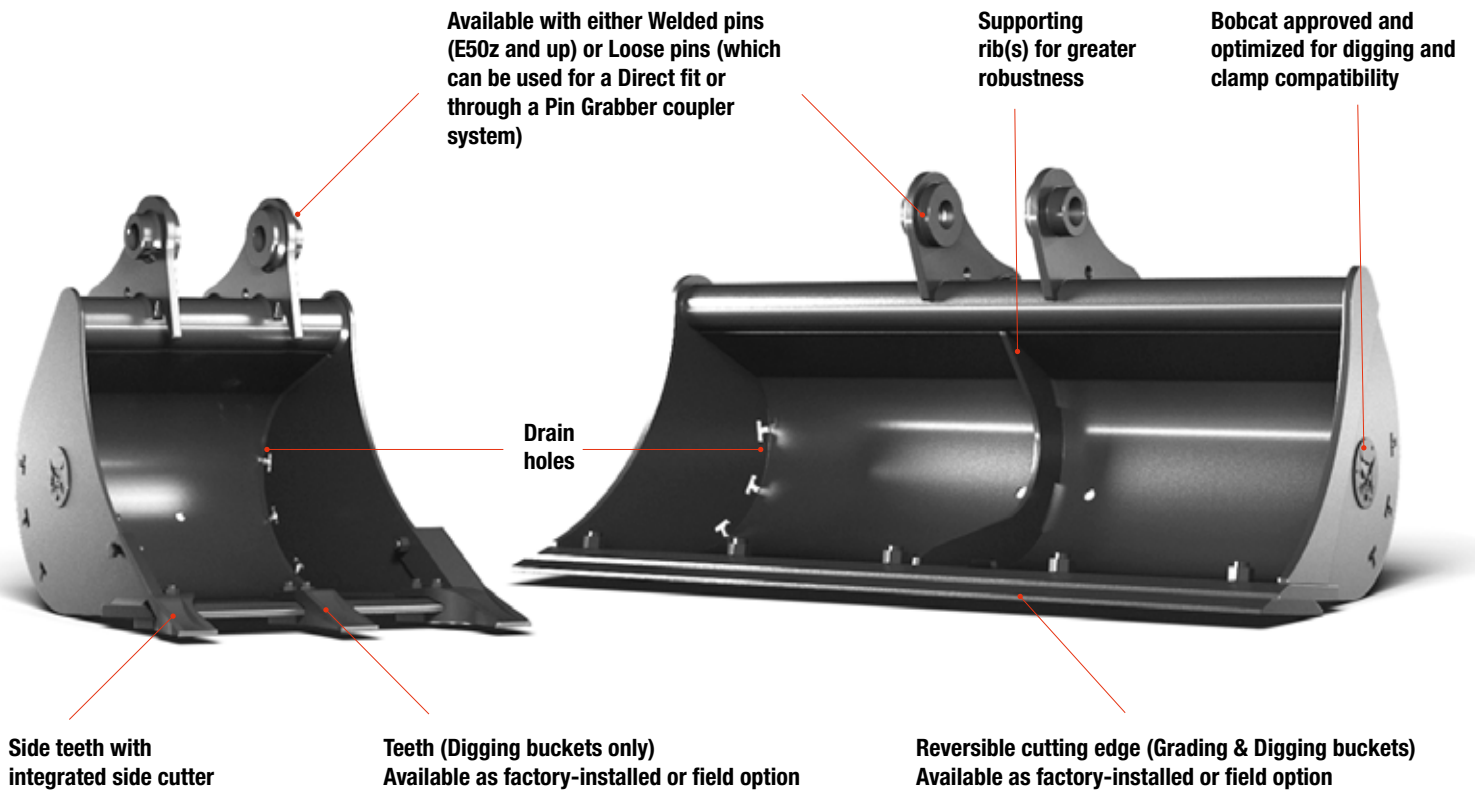


**OPTIONS / ACCESSORIES**

Description	Part Number	Compact Excavators																
		E08	E10z	E10e	E17	E17z	E19	E20z	E26	E27	E27z	E34	E35z	E50z	E55z	E60	E85	E57W
Reversible Cutting Edge, 15 cm	7414891	X	X	X	X	X	X	X										
Reversible Cutting Edge, 23 cm	7407995	X	X	X	X	X	X	X										
Reversible Cutting Edge, 30 cm	7407997	X	X	X	X	X	X	X										
Reversible Cutting Edge, 45 cm	7408000	X	X	X	X	X	X	X										
Reversible Cutting Edge, 60 cm	7405678	X	X	X	X	X	X	X										
Reversible Cutting Edge, 75 cm	7405476								X	X	X	X	X					
Reversible Cutting Edge, 30 cm	7414903													X	X	X		X
Reversible Cutting Edge, 45 cm	7414904													X	X	X		X
Reversible Cutting Edge, 60 cm	7414905													X	X	X		X
Reversible Cutting Edge, 75 cm	7414906													X	X	X		X
Reversible Cutting Edge, 90 cm	7414907													X	X	X		X
Reversible Cutting Edge, 30 cm	7414911																	X
Reversible Cutting Edge, 45 cm	7414912																	X
Reversible Cutting Edge, 60 cm	7414913																	X
Reversible Cutting Edge, 75 cm	7414914																	X
Reversible Cutting Edge, 90 cm	7414915																	X
Pin kit package, 5 pairs - E08, E10z, E10e, E17, E17z, E19, E20z	7433285	X	X	X	X	X	X	X										
Pin kit package, 10 pairs - E08, E10z, E10e, E17, E17z, E19, E20z	7433286	X	X	X	X	X	X	X										
Pin kit package, 5 pairs - E26, E27, E27z, E34, E35z	7433287								X	X	X	X	X					
Pin kit package, 10 pairs - E26, E27, E27z, E34, E35z	7433288								X	X	X	X	X					
Pin kit package, 5 pairs - E50z, E55z, E60, E57W	7433289													X	X	X		X
Pin kit package, 10 pairs - E50z, E55z, E60, E57W	7433290													X	X	X		X
Pin kit package, 5 pairs - E85	7433291																	X
Pin kit package, 10 pairs - E85	7433292																	X

**TEETH KITS ARE AVAILABBLE THROUGH BOBCAT PARTS\*\*.**

Actual attachment compatibility may vary based on different machine configurations. Contact your District Manager/Application Sales Manager for actual attachment compatibility.



## UK STYLE BUCKETS DURABLE AND COST-EFFECTIVE

- ▶ **Durable** – Specific UK design guarantees long product life in many applications
- ▶ **Competitive price** – Bobcat’s engineering design assures maximum breakout force and low maintenance needs, while keeping these buckets competitive on the market.
- ▶ **Additional features** – Wide range of options available, such as reversible cutting edges, teeth and other kits to fit any job site. Buckets are optimized to be attached directly or with Pin Grabber couplers.
- ▶ **Direct fit or Pin Grabber Couplers**
- ▶ **Supporting ribs for additional robustness**
- ▶ **Choose between reversible cutting edge (Grading and Digging buckets) or teeth with integrated side cutter (Digging buckets only).**
- ▶ **Drain holes allow water to escape from the bucket, which helps in wet conditions**
- ▶ **Large selection of widths to best suit your needs**

Learn more starting on page 162.




**Bobcat**®

MORE INFO ON [WWW.BOBCAT.COM](http://WWW.BOBCAT.COM)

*One Tough Animal.*



# BUCKET, GRADING



## REQUIREMENTS



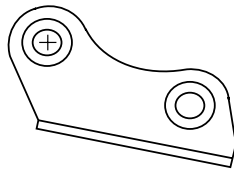
Grading Buckets: Type of fittings depends on the coupling system.

## FEATURES & BENEFITS

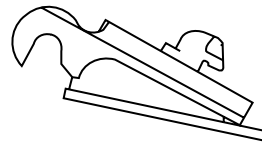
- Weld-on cutting edge: Provides a stronger, more resilient cutting edge.
- 2 web plates are added for an extra strength.
- Draining holes.

**Description:** Increase profitability by removing ditch sediment quickly and easily. Cleaning ditches and backfilling take no time with our grading buckets.

Pin-On System



Klac™ System




## TECHNICAL SPECIFICATIONS / COMPATIBILITY CHARTS

Description	Part Number	Weight (kg)	Capacity (L)	Compact Excavators																
				E08	E10z	E10e	E17	E17z	E19	E20z	E26	E27	E27z	E34	E35z	E50z	E55z	E60	E85	E57W
Grading Bucket, STD, 80 cm, Pin-On, E08/E10z/E10e	7208132	34	54	X	X	X														
Grading Bucket, STD, 80 cm, Pin-On, E17/E17z/E19/E20z	7141521	52	64				X	X	X	X										
Grading Bucket, STD, 100 cm, Pin-On, E17/E19/E20z	7141522	56	81				X		X	X										
Grading Bucket, STD, 100 cm, Pin-On, E26/E27/E27z	7197070	65	109							X	X	X								
Grading Bucket, STD, 120 cm, Pin-On, E26/E27/E27z	7197071	76	133							X	X	X								
Grading Bucket, STD, 120 cm, Pin-On, E34/E35z	7180763	97	148										X	X						
Grading Bucket, STD, 140 cm, Pin-On, E34/E35z	7180764	109	175										X	X						
Grading Bucket, STD, 140 cm, Pin-On, E50z/E55z/E60	7189752	156	255												X	X	X			
Grading Bucket, STD, 150 cm, Pin-On, E50z/E55z/E60	7189753	164	274												X	X	X			
Grading Bucket, STD, 130 cm, Pin-On, E57W	7208497.PDH	145	202																	X
Grading Bucket, STD, 150 cm, Pin-On, E57W	7208498.PDH	161	236																	X
Grading Bucket, HD, 150 cm, Pin-On, E85	7208512.PDH	216	348																	X
Grading Bucket, HD, 180 cm, Pin-On, E85	7208513.PDH	248	430																	X
Grading Bucket, STD, 80 cm, Klac™ System C, E17/E17z/E19/E20z	7138627	52	64				X	X	X	X										
Grading Bucket, STD, 100 cm, Klac™ System C, E17/E19/E20z	7138628	56	81				X		X	X										
Grading Bucket, STD, 100 cm, Klac™ System D, E26/E27/E27z	7138634	62	103							X	X	X								
Grading Bucket, STD, 120 cm, Klac™ System D, E26/E27/E27z	7138635	74	120							X	X	X								
Grading Bucket, STD, 120 cm, Klac™ System D, E34/E35z	7143789	112	105										X	X						
Grading Bucket, STD, 140 cm, Klac™ System D, E34/E35z	7138642	129	129										X	X						
Grading Bucket, STD, 130 cm, Klac™ System E, E50z/E55z/E60/E57W	7208497.K	145	202												X	X	X			X
Grading Bucket, STD, 150 cm, Klac™ System E, E50z/E55z/E60/E57W	7208498.K	161	236												X	X	X			X
Grading Bucket, STD, 150 cm, Klac™ System F, E85	7208512.K	216	348																	X
Grading Bucket, HD, 180 cm, Klac™ System F, E85	7208513.K	248	430																	X

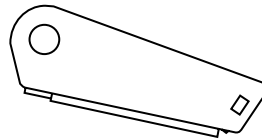
# BUCKET, GRADING, GERMAN TYPE



REQUIREMENTS	FEATURES & BENEFITS
 <p data-bbox="622 638 845 683">Grading Buckets: No special requirements</p>	<ul data-bbox="973 347 1484 448" style="list-style-type: none"> <li>• Weld-on cutting edge: Provides a stronger, more resilient cutting edge.</li> <li>• 2 web plates are added for an extra strength.</li> <li>• Draining holes.</li> </ul>

**Description:** Increase profitability by removing ditch sediment quickly and easily. Cleaning ditches and backfilling take no time with our grading buckets.

German System



## TECHNICAL SPECIFICATIONS / COMPATIBILITY CHARTS

Description	Part Number	Weight (kg)	Capacity (L)	Compact Excavators																
				E08	E10z	E10e	E17	E17z	E19	E20z	E26	E27	E27z	E34	E35z	E50z	E55z	E60	E85	E57W
Grading Bucket German Type, 80 cm, QC01, E17/E17z/E19/E20z	7241086	64	71				X	X	X	X										
Grading Bucket German Type, 100 cm, QC01, E17/E19/E20z	7241087	77	91				X	X	X											
Grading Bucket German Type, 100 cm, QC03, E26/E27/E27z	7200195	81	91							X	X	X								
Grading Bucket German Type, 120 cm, QC03, E26/E27/E27z	7200196	93	110							X	X	X								
Grading Bucket German Type, 130 cm, QC03, E34/E35z	7241292	158	191										X	X						
Grading Bucket German Type, 150 cm, QC03, E50z/E55z/E60/E57W	7192937	177	174												X	X	X			X
Grading Bucket German Type, 150 cm, QC08, E85	7241376	257	305																	X
Grading Bucket German Type, 180 cm, QC08, E85	7241377	296	369																	X








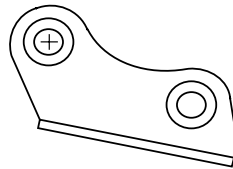
# BUCKET, GRADING, UK STYLE



	REQUIREMENTS	FEATURES & BENEFITS
 <p data-bbox="614 638 853 683">Grading Buckets: No special requirements</p>		<ul style="list-style-type: none"> <li>• Ideal for direct fit or pairing with pin grabber couplers</li> <li>• Multiple widths available to best suit your need</li> <li>• Supporting ribs for additional robustness</li> <li>• Optional reversible cutting edge</li> <li>• Drain holes allow water to escape from the bucket, helping operators working under wet conditions</li> </ul>

**Description:** Increase profitability by removing ditch sediment quickly and easily. Cleaning ditches and backfilling take no time with our grading buckets.

Pin-On System



TECHNICAL SPECIFICATIONS / COMPATIBILITY CHARTS																						
Description	Part Number	Weight (kg)	Width (mm)	Height (mm)	Length (mm)	Compact Excavators																
						E08	E10z	E10e	E17	E17z	E19	E20z	E26	E27	E27z	E34	E35z	E50z	E55z	E60	E85	E57W
Grading Bucket, UK, STD, 80 cm, Pin-On, Reversible Cutting Edge, E08/E10z/E10e	7208132.P0R	48	800	399	336	X	X	X														
Grading Bucket, UK, STD, 80 cm, Pin-On, E08/E10z/E10e	7208132.P0	34	800	383	336	X	X	X														
Grading Bucket, UK, STD, 80 cm, Pin-On, Reversible Cutting Edge, E17/E17z/E19/E20z	7141521.P1R	66	800	421	368				X	X	X	X										
Grading Bucket, UK, STD, 80 cm, Pin-On, E17/E17z/E19/E20z	7141521.P1	52	800	405	368				X	X	X	X										
Grading Bucket, UK, STD, 100 cm, Pin-On, Reversible Cutting Edge, E17/E17z/E19/E20z	7141522.P1R	73	1000	421	368				X	X	X	X										
Grading Bucket, UK, STD, 100 cm, Pin-On, E17/E17z/E19/E20z	7141522.P1	56	1000	405	368				X	X	X	X										
Grading Bucket, UK, STD, 100 cm, Pin-On, Reversible Cutting Edge, E26/E27/E27z	7197070.P2R	82	1000	513	428								X	X	X							
Grading Bucket, UK, STD, 100 cm, Pin-On, E26/E27/E27z	7197070.P2	65	1000	497	428								X	X	X							
Grading Bucket, UK, STD, 120 cm, Pin-On, Reversible Cutting Edge, E26/E27/E27z	7197071.P2R	96	1200	513	428								X	X	X							
Grading Bucket, UK, STD, 120 cm, Pin-On, E26/E27/E27z	7197071.P2	76	1200	497	428								X	X	X							
Grading Bucket, UK, STD, 120 cm, Pin-On, Reversible Cutting Edge, E34/E35z	7180763.P3R	118	1200	574	544											X	X					
Grading Bucket, UK, STD, 120 cm, Pin-On, E34/E35z	7180763.P3	97	1200	558	509											X	X					
Grading Bucket, UK, STD, 140 cm, Pin-On, Reversible Cutting Edge, E34/E35z	7180764.P3R	134	1400	574	544											X	X					
Grading Bucket, UK, STD, 140 cm, Pin-On, E34/E35z	7180764.P3	109	1400	558	509											X	X					
Grading Bucket, UK, STD, 140 cm, Pin-On, Reversible Cutting Edge, E50z/E55z/E60	7189752.P4R	196	1400	626	596													X	X	X		
Grading Bucket, UK, STD, 140 cm, Pin-On, E50z/E55z/E60	7189752.P4	156	1400	606	558														X	X	X	
Grading Bucket, UK, STD, 140 cm, Weld-In Pins, Reversible Cutting Edge, E50z/E55z/E60	7189752.W4R	198	1400	626	596														X	X	X	
Grading Bucket, UK, STD, 140 cm, Weld-In Pins, E50z/E55z/E60	7189752.W4	158	1400	606	558														X	X	X	

Actual attachment compatibility may vary based on different machine configurations.  
Contact your District Manager/Application Sales Manager for actual attachment compatibility.

## TECHNICAL SPECIFICATIONS / COMPATIBILITY CHARTS

Description	Part Number	Weight (kg)	Width (mm)	Height (mm)	Length (mm)	Compact Excavators																
						E08	E10z	E10e	E17	E17z	E19	E20z	E26	E27	E27z	E34	E35z	E50z	E55z	E60	E85	E57W
Grading Bucket, UK, STD, 150 cm, Pin-On, Reversible Cutting Edge, E50z/E55z/E60	7189753.P4R	206	1500	626	596													X	X	X		
Grading Bucket, UK, STD, 150 cm, Pin-On, E50z/E55z/E60	7189753.P4	164	1500	606	558													X	X	X		
Grading Bucket, UK, STD, 150 cm, Weld-In Pins, Reversible Cutting Edge, E50z/E55z/E60	7189753.W4R	208	1500	626	596													X	X	X		
Grading Bucket, UK, STD, 150 cm, Weld-In Pins, E50z/E55z/E60	7189753.W4	166	1500	606	558													X	X	X		
Grading Bucket, UK, STD, 130 cm, Pin-On, Reversible Cutting Edge, E57W	7208497.P5R	182	1300	630	638																	X
Grading Bucket, UK, STD, 130 cm, Pin-On, E57W	7208497.P5	145	1300	610	600																	X
Grading Bucket, UK, STD, 130 cm, Weld-In Pins, Reversible Cutting Edge, E57W	7208497.W5R	184	1300	630	638																	X
Grading Bucket, UK, STD, 130 cm, Weld-In Pins, E57W	7208497.W5	147	1300	610	600																	X
Grading Bucket, UK, STD, 150 cm, Pin-On, Reversible Cutting Edge, E57W	7208498.P5R	203	1500	630	638																	X
Grading Bucket, UK, STD, 150 cm, Pin-On, E57W	7208498.P5	161	1500	610	600																	X
Grading Bucket, UK, STD, 150 cm, Weld-In Pins, Reversible Cutting Edge, E57W	7208498.W5R	205	1500	630	638																	X
Grading Bucket, UK, STD, 150 cm, Weld-In Pins, E57W	7208498.W5	163	1500	610	600																	X
Grading Bucket, UK, HD, 150 cm, Pin-On, Reversible Cutting Edge, E85	7208512.P6R	258	1500	728	713																	X
Grading Bucket, UK, HD, 150 cm, Pin-On, E85	7208512.P6	216	1500	708	675																	X
Grading Bucket, UK, HD, 150 cm, Weld-In Pins, Reversible Cutting Edge, E85	7208512.W6R	260	1500	728	713																	X
Grading Bucket, UK, HD, 150 cm, Weld-In Pins, E85	7208512.W6	218	1500	708	675																	X
Grading Bucket, UK, HD, 180 cm, Pin-On, Reversible Cutting Edge, E85	7208513.P6R	299	1800	728	713																	X
Grading Bucket, UK, HD, 180 cm, Pin-On, E85	7208513.P6	248	1800	708	675																	X
Grading Bucket, UK, HD, 180 cm, Weld-In Pins, Reversible Cutting Edge, E85	7208513.W6R	301	1800	728	713																	X
Grading Bucket, UK, HD, 180 cm, Weld-In Pins, E85	7208513.W6	250	1800	708	675																	X

## OPTIONS / ACCESSORIES

Description	Part Number	Compact Excavators																					
		E08	E10z	E10e	E17	E17z	E19	E20z	E26	E27	E27z	E34	E35z	E50z	E55z	E60	E85	E57W					
Reversible Cutting Edge, 80 cm	7414918	X	X	X	X	X	X	X															
Reversible Cutting Edge, 100 cm	7414919				X	X	X	X	X	X													
Reversible Cutting Edge, 120 cm	7414920								X	X	X	X											
Reversible Cutting Edge, 140 cm	7432124											X	X										
Reversible Cutting Edge, 130 cm	7414908													X	X	X						X	
Reversible Cutting Edge, 140 cm	7414909													X	X	X						X	
Reversible Cutting Edge, 150 cm	7414910													X	X	X						X	
Reversible Cutting Edge, 150 cm	7414916																					X	
Reversible Cutting Edge, 180 cm	7414917																					X	
Pin kit package, 5 pairs - E08, E10z, E10e, E17, E17z, E19, E20z	7433285	X	X	X	X	X	X	X	X														
Pin kit package, 10 pairs - E08, E10z, E10e, E17, E17z, E19, E20z	7433286	X	X	X	X	X	X	X	X														
Pin kit package, 5 pairs - E26, E27, E27z, E34, E35z	7433287								X	X	X	X											
Pin kit package, 10 pairs - E26, E27, E27z, E34, E35z	7433288								X	X	X	X											
Pin kit package, 5 pairs - E50z, E55z, E60, E57W	7433289													X	X	X						X	
Pin kit package, 10 pairs - E50z, E55z, E60, E57W	7433290													X	X	X						X	
Pin kit package, 5 pairs - E85	7433291																					X	
Pin kit package, 10 pairs - E85	7433292																					X	

# BUCKET, TILT



Tilt Buckets: No special requirement.

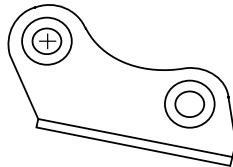
## REQUIREMENTS

## FEATURES & BENEFITS

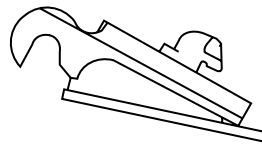
- Features a tilt cylinder allowing tilting 45° left and 45° right to tackle any slopes.
- Available with multiple hook-up systems (Pin-On, Klac™ System, German System).
- Compact and robust design.
- Single cylinder with mud guard protection.

**Description:** Saves time and improves productivity. The tilt bucket is a grading bucket with an integrated hydraulic cylinder, allowing the bucket to be tilted to either side by 45° left and right. It saves you time on countless jobs by simply tilting the bucket instead of having to reposition the entire machine. It is ideal for land clearing, landscaping and backfilling.

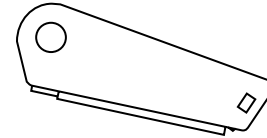
Pin-On System



Klac™ System



German System



## TECHNICAL SPECIFICATIONS / COMPATIBILITY CHARTS

Description	Part Number	Weight (kg)	Capacity (L)	Compact Excavators																			
				E08	E10z	E10e	E17	E17z	E19	E20z	E26	E27	E27z	E34	E35z	E50z	E55z	E60	E85	E57W			
Tilt Bucket, 80 cm, Pin-On, E17/E17z/E19/E20z	7190045.P	86	60				X	X	X	X													
Tilt Bucket, 100 cm, Pin-On, E17/E19/E20z	7191196.P	95	62				X		X	X													
Tilt Bucket, 105 cm, Pin-On, E26/E27/E27z	7184274.P	158	98								X	X	X										
Tilt Bucket, 120 cm, Pin-On, E26/E27/E27z	7184275.P	169	113								X	X	X										
Tilt Bucket, 140 cm, Pin-On, E26/E27/E27z	7184276.P	182	132								X	X	X										
Tilt Bucket, 105 cm, Pin-On, E34/E35z	7184277.P	164	120											X	X								
Tilt Bucket, 120 cm, Pin-On, E34/E35z	7184278.P	175	139											X	X								
Tilt Bucket, 140 cm, Pin-On, E34/E35z	7184279.P	189	164											X	X								
Tilt Bucket, 120 cm, Pin-On, E50z/E55z/E60	7184280.P	205	175													X	X	X					
Tilt Bucket, 140 cm, Pin-On, E50z/E55z/E60	7184281.P	221	206													X	X	X					
Tilt Bucket, 150 cm, Pin-On, E50z/E55z/E60	7184282.P	229	222													X	X	X					
Tilt Bucket, 150 cm, Pin-On, E57W	7215854.P	229	222																				X
Tilt Bucket, 160 cm, Pin-On, E85	7215895.P	362	314																			X	
Tilt Bucket, 80 cm, Klac™ System C, E17/E19/E20z	7190045.K	88	60				X		X	X													
Tilt Bucket, 100 cm, Klac™ System C, E17/E19/E20z	7191196.K	97	62				X		X	X													
Tilt Bucket, 105 cm, Klac™ System D, E26/E27/E27z	7184274.K	162	98								X	X	X										
Tilt Bucket, 120 cm, Klac™ System D, E26/E27/E27z	7184275.K	172	113								X	X	X										
Tilt Bucket, 140 cm, Klac™ System D, E26/E27/E27z	7184276.K	186	132								X	X	X										
Tilt Bucket, 105 cm, Klac™ System D, E34/E35z	7184277.K	168	120											X	X								
Tilt Bucket, 120 cm, Klac™ System D, E34/E35z	7184278.K	178	139											X	X								
Tilt Bucket, 140 cm, Klac™ System D, E34/E35z	7184279.K	193	164											X	X								
Tilt Bucket, 120 cm, Klac™ System E, E50z/E55z/E60	7184280.K	211	175													X	X	X					
Tilt Bucket, 140 cm, Klac™ System E, E50z/E55z/E60	7184281.K	227	206													X	X	X					
Tilt Bucket, 150 cm, Klac™ System E, E50z/E55z/E60	7184282.K	235	222													X	X	X					
Tilt Bucket, 150 cm, Klac™ System E, E57W	7215854.K	235	222																				X
Tilt Bucket, 160 cm, Klac™ System F, E85	7215895.K	362	314																			X	

Actual attachment compatibility may vary based on different machine configurations.  
Contact your District Manager/Application Sales Manager for actual attachment compatibility.





# BUCKET, CLAY SPADE



Clay Spade Buckets: Type of fittings depends on the coupling system.

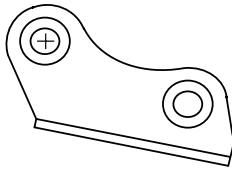
## REQUIREMENTS

## FEATURES & BENEFITS

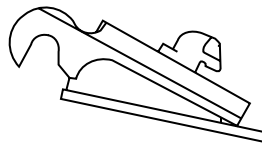
- Full range of mounting systems to cover Pin-On, Klac™ System and German System couplers.
- Full range of size from 20 cm to 40 cm, for excavator models from E08 to E85.
- Pre-drilled, replaceable cutting edge.
- Two/three teeth (Spare Parts) can be mounted when ground conditions require.
- Reinforced back plates to strengthen design and increase bucket longevity.
- Ideal for precision digging when installing/repairing pipes.

**Description:** Ideal for precision digging when installing or repairing pipes. Useful for digging narrow trenches, in wet or sticky ground conditions. Easy to mount and use, the clay spade buckets are available in three versions for use with Pin-On, Klac™ and German systems.

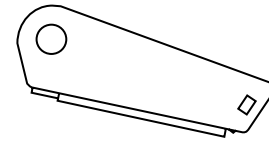
Pin-On System



Klac™ System



German System



## TECHNICAL SPECIFICATIONS / COMPATIBILITY CHARTS

Description	Part Number	Weight (kg)	Compact Excavators																
			E08	E10z	E10e	E17	E17z	E19	E20z	E26	E27	E27z	E34	E35z	E50z	E55z	E60	E85	E57W
Clay Spade Bucket, 20 cm, Pin-On, E08/E10z/E10e	7194269.P	15	X	X	X														
Clay Spade Bucket, 22 cm, Pin-On, E08/E10z/E10e	7194276.P	16	X	X	X														
Clay Spade Bucket, 20 cm, Pin-On, E17/E17z/E19/E20z	7194279.P	24				X	X	X	X										
Clay Spade Bucket, 22 cm, Pin-On, E17/E17z/E19/E20z	7196138.P	25				X	X	X	X										
Clay Spade Bucket, 25 cm, Pin-On, E17/E17z/E19/E20z	7195633.P	26.5				X	X	X	X										
Clay Spade Bucket, 30 cm, Pin-On, E17/E17z/E19/E20z	7195641.P	28.5				X	X	X	X										
Clay Spade Bucket, 20 cm, Pin-On, E26/E27/E27z	7195644.PE2	32.8								X	X	X							
Clay Spade Bucket, 25 cm, Pin-On, E26/E27/E27z	7195651.PE2	35.5								X	X	X							
Clay Spade Bucket, 30 cm, Pin-On, E26/E27/E27z	7195659.PE2	38.5								X	X	X							
Clay Spade Bucket, 25 cm, Pin-On, E34/E35z	7195717.PE3	47.8											X	X					
Clay Spade Bucket, 30 cm, Pin-On, E34/E35z	7195728.PE3	51.8											X	X					
Clay Spade Bucket, 35 cm, Pin-On, E34/E35z	7195731.PE3	54.8											X	X					
Clay Spade Bucket, 40 cm, Pin-On, E34/E35z	7196097.PE3	57.8											X	X					
Clay Spade Bucket, 30 cm, Pin-On, E50z/E55z/E60	7196100.PE4	82													X	X	X		
Clay Spade Bucket, 35 cm, Pin-On, E50z/E55z/E60	7196114.PE4	87													X	X	X		
Clay Spade Bucket, 40 cm, Pin-On, E50z/E55z/E60	7196117.PE4	92													X	X	X		
Clay Spade Bucket, 30 cm, Pin-On, E57W	7196100.PDH	82																	X
Clay Spade Bucket, 35 cm, Pin-On, E57W	7196114.PDH	87																	X
Clay Spade Bucket, 40 cm, Pin-On, E57W	7196117.PDH	92																	X
Clay Spade Bucket, 35 cm, Pin-On, E85	7196127.P	112																	X
Clay Spade Bucket, 40 cm, Pin-On, E85	7196135.P	118.5																	X

Actual attachment compatibility may vary based on different machine configurations.  
Contact your District Manager/Application Sales Manager for actual attachment compatibility.

**TECHNICAL SPECIFICATIONS / COMPATIBILITY CHARTS**

Description	Part Number	Weight (kg)	Capacity (L)	Compact Excavators																		
				E08	E10z	E10e	E17	E17z	E19	E20z	E26	E27	E27z	E34	E35z	E50z	E55z	E60	E85	E57W		
Clay Spade Bucket, 22 cm, Klac™ System C, E17/E17z/E19/E20z	7196138.K	23	-				X	X	X	X												
Clay Spade Bucket, 25 cm, Klac™ System C, E17/E17z/E19/E20z	7195633.K	27.5	-				X	X	X	X												
Clay Spade Bucket, 30 cm, Klac™ System C, E17/E17z/E19/E20z	7195641.K	29.8	-				X	X	X	X												
Clay Spade Bucket, 25 cm, Klac™ System D, E26/E27/E27z	7195651.K	38	-							X	X	X										
Clay Spade Bucket, 30 cm, Klac™ System D, E26/E27/E27z	7195659.K	41	-							X	X	X										
Clay Spade Bucket, 25 cm, Klac™ System D, E34, E35z	7195717.K	50	-										X	X								
Clay Spade Bucket, 30 cm, Klac™ System D, E34, E35z	7195728.K	54	-										X	X								
Clay Spade Bucket, 35 cm, Klac™ System D, E34, E35z	7195731.K	57	-										X	X								
Clay Spade Bucket, 40 cm, Klac™ System D, E34, E35z	7196097.K	60	-										X	X								
Clay Spade Bucket, 30 cm, Klac™ System E, E50z/E55z/E60/E57W	7196100.K	79	-												X	X	X					X
Clay Spade Bucket, 35 cm, Klac™ System E, E50z/E55z/E60/E57W	7196114.K	84	-												X	X	X					X
Clay Spade Bucket, 40 cm, Klac™ System E, E50z/E55z/E60/E57W	7196117.K	89	-												X	X	X					X
Clay Spade Bucket, 35 cm, Klac™ System F, E85	7196127.K	116.5	-																			X
Clay Spade Bucket, 40 cm, Klac™ System F, E85	7196135.K	123	-																			X
Clay Spade Bucket, 22 cm, German System QC01, E17/E17z/E19/E20z	7196138.L	23	-				X	X	X	X												
Clay Spade Bucket, 25 cm, German System QC01, E17/E17z/E19/E20z	7195633.L	30.3	-				X	X	X	X												
Clay Spade Bucket, 30 cm, German System QC01, E17/E17z/E19/E20z	7195641.L	32.5	-				X	X	X	X												
Clay Spade Bucket, 25 cm, German System QC03, E26/E27/E27z	7195651.L	38	-							X	X	X										
Clay Spade Bucket, 30 cm, German System QC03, E26/E27/E27z	7195659.L	41	-							X	X	X										
Clay Spade Bucket, 25 cm, German System QC03, E34/E35z	7195717.L	50.8	-										X	X								
Clay Spade Bucket, 30 cm, German System QC03, E34/E35z	7195728.L	54.5	-										X	X								
Clay Spade Bucket, 35 cm, German System QC03, E34/E35z	7195731.L	57.5	-										X	X								
Clay Spade Bucket, 40 cm, German System QC03, E34/E35z	7196097.L	60.5	-										X	X								
Clay Spade Bucket, 30 cm, German System QC03, E50z/E55z/E60/E57W	7196100.L	79.5	-												X	X	X					X
Clay Spade Bucket, 35 cm, German System QC03, E50z/E55z/E60/E57W	7196114.L	84.5	-												X	X	X					X
Clay Spade Bucket, 40 cm, German System QC03, E50z/E55z/E60/E57W	7196117.L	89.5	-												X	X	X					X
Clay Spade Bucket, 35 cm, German System QC08, E85	7196127.L	120.5	-																			X
Clay Spade Bucket, 40 cm, German System QC08, E85	7196135.L	127	-																			X



# BUCKET, SKELETON



Skeleton Buckets: Type of fittings depends on the coupling system.

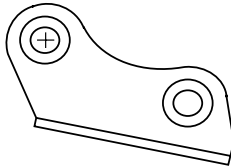
## REQUIREMENTS

## FEATURES & BENEFITS

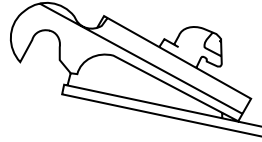
- Skeleton buckets allow sand, dried fine dirt and water to drain while capturing solid bulky material like rocks, stones, roots, and debris.
- Ideal for land clearing, landscaping and recycling applications.
- Tines are spaced between 4.7 and 5.3 cm.
- Wide range of bucket width available to best suit your machine and ground conditions.
- Comes with Bolt-on teeth.
- Fits Pin-On, Klac™ System and German System couplers.

**Description:** Allows sand, dry fine dirt and water to drain while picking up solid bulky material like rocks, stones, roots, and debris. It fits Pin-On, Klac™ System and German System and has bolt-on teeth.

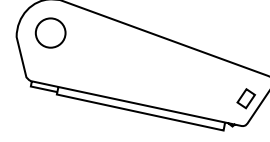
Pin-On System



Klac™ System



German System



## TECHNICAL SPECIFICATIONS / COMPATIBILITY CHARTS

Description	Part Number	Weight (kg)	Tine spacing (mm)	Compact Excavators																			
				E08	E10z	E10e	E17	E17z	E19	E20z	E26	E27	E27z	E34	E35z	E50z	E55z	E60	E85	E57W			
Skeleton Bucket, 50 cm, Pin-On, E17/E17z/E19/E20z	7189650.P	59	49				X	X	X	X													
Skeleton Bucket, 60 cm, Pin-On, E17/E17z/E19/E20z	7189651.P	64	52				X	X	X	X													
Skeleton Bucket, 70 cm, Pin-On, E17/E17z/E19/E20z	7189652.P	72	50				X	X	X	X													
Skeleton Bucket, 60 cm, Pin-On, E26/E27/E27z	7189653.P	85	52								X	X	X										
Skeleton Bucket, 70 cm, Pin-On, E26/E27/E27z	7189654.P	96	50								X	X	X										
Skeleton Bucket, 80 cm, Pin-On, E26/E27/E27z	7189655.P	107	49								X	X	X										
Skeleton Bucket, 70 cm, Pin-On, E34/E35z	7189656.P	115	50											X	X								
Skeleton Bucket, 80 cm, Pin-On, E34/E35z	7189657.P	127	49											X	X								
Skeleton Bucket, 90 cm, Pin-On, E34/E35z	7189658.P	137	47											X	X								
Skeleton Bucket, 80 cm, Pin-On, E50z/E55z/E60	7189659.PE4	196	51													X	X	X					
Skeleton Bucket, 90 cm, Pin-On, E50z/E55z/E60	7189660.PE4	215	49													X	X	X					
Skeleton Bucket, 100 cm, Pin-On, E50z/E55z/E60	7189661.PE4	230	52													X	X	X					
Skeleton Bucket, 80 cm, Pin-On, E57W	7189659.PDH	196	51																			X	
Skeleton Bucket, 90 cm, Pin-On, E57W	7189660.PDH	215	49																			X	
Skeleton Bucket, 100 cm, Pin-On, E57W	7189661.PDH	230	52																			X	
Skeleton Bucket, 80 cm, Pin-On, E85	7189662.P	300	53																			X	
Skeleton Bucket, 90 cm, Pin-On, E85	7189663.P	327	51																			X	
Skeleton Bucket, 100 cm, Pin-On, E85	7189664.P	353	53																			X	
Skeleton Bucket 50cm, Klac C, E17/E17z/E19/E20z	7189650.K	60	48				X	X	X	X													
Skeleton Bucket 60cm, Klac C, E17/E17z/E19/E20z	7189651.K	65	52				X	X	X	X													
Skeleton Bucket 70cm, Klac C, E17/E17z/E19/E20z	7189652.K	73	50				X	X	X	X													
Skeleton Bucket 60cm, Klac D, E26/E27/E27z	7189653.K	88	52								X	X	X										
Skeleton Bucket 70cm, Klac D, E26/E27/E27z	7189654.K	99	50								X	X	X										
Skeleton Bucket 80cm, Klac D, E26/E27/E27z	7189655.K	109	49								X	X	X										
Skeleton Bucket 70cm, Klac D, E34/E35z	7189656.K	115	50											X	X								
Skeleton Bucket 80cm, Klac D, E34/E35z	7189657.K	127	49											X	X								
Skeleton Bucket 90cm, Klac D, E34/E35z	7189658.K	139	47											X	X								

Actual attachment compatibility may vary based on different machine configurations.  
Contact your District Manager/Application Sales Manager for actual attachment compatibility.

## TECHNICAL SPECIFICATIONS / COMPATIBILITY CHARTS

Description	Part Number	Weight (kg)	Tine spacing (mm)	Compact Excavators															
				E08	E10z	E10e	E17	E17z	E19	E20z	E26	E27	E27z	E34	E35z	E50z	E55z	E60	E85
Skeleton Bucket 80cm, Klac E, E50z/E55z/E60/E57W	7189659.K	194	51													X	X	X	X
Skeleton Bucket 90cm, Klac E, E50z/E55z/E60/E57W	7189660.K	211	49													X	X	X	X
Skeleton Bucket 100cm, Klac E, E50z/E55z/E60/E57W	7189661.K	226	516													X	X	X	X
Skeleton Bucket 80cm, Klac F, E85	7189662.K	299	533																X
Skeleton Bucket 90cm, Klac F, E85	7189663.K	326	505																X
Skeleton Bucket 100cm, Klac F, E85	7189664.K	352	529																X
Skeleton Bucket, 50 cm, German System QC01, E17/E17z/E19/E20z	7189650.L	63	475				X	X	X	X									
Skeleton Bucket, 60 cm, German System QC01, E17/E17z/E19/E20z	7189651.L	68	522				X	X	X	X									
Skeleton Bucket, 70 cm, German System QC01, E17/E17z/E19/E20z	7189652.L	76	50				X	X	X	X									
Skeleton Bucket, 60 cm, German System QC03, E26/E27/E27z	7189653.L	93	522							X	X	X							
Skeleton Bucket, 70 cm, German System QC03, E26/E27/E27z	7189654.L	105	50							X	X	X							
Skeleton Bucket, 80 cm, German System QC03, E26/E27/E27z	7189655.L	114	485							X	X	X							
Skeleton Bucket, 70 cm, German System QC03, E34/E35z	7189656.L	120	50										X	X					
Skeleton Bucket, 80 cm, German System QC03, E34/E35z	7189657.L	133	485										X	X					
Skeleton Bucket, 90 cm, German System QC03, E34/E35z	7189658.L	143	473										X	X					
Skeleton Bucket, 80 cm, German System QC03, E50z/E55z/E60/E57W	7189659.L	193	508												X	X	X	X	X
Skeleton Bucket, 90 cm, German System QC03, E50z/E55z/E60/E57W	7189660.L	212	49												X	X	X	X	X
Skeleton Bucket, 100 cm, German System QC03, E50z/E55z/E60/E57W	7189661.L	227	516												X	X	X	X	X
Skeleton Bucket, 80 cm, German System QC08, E85	7189662.L	296	533																X
Skeleton Bucket, 90 cm, German System QC08, E85	7189663.L	323	505																X
Skeleton Bucket, 100 cm, German System QC08, E85	7189664.L	345	529																X



# HYDRAULIC CLAMP



**REQUIREMENTS**

**FEATURES & BENEFITS**

Hydraulic Clamp: Hose Kit included as standard. Need to order Hose Kit Extension + Clamp + Relief Kit (when not factory installed).

- Retractable when not in use - No downtime.
- Pick up and move broken concrete, tree stumps and other odd-shaped objects.
- Hydraulically actuated.

ALSO AVAILABLE AS FACTORY OPTION

**Description:** Use this handy hydraulic clamp with a trenching bucket or 3-tine grapple to get a good grip on broken concrete, tree stumps and other odd shaped objects. When not needed, the clamp can be completely retracted onto the inside of the dipperstick and will not interfere with normal digging activities.

TECHNICAL SPECIFICATIONS								
Description	Part Number	Overall Length (mm)	Number of Teeth	Relieve Kit (Required)	Weight (kg)	Control Kit Required	Working Flow	First Use Installation Time
Hydraulic Clamp, E17/E17z	7270440	594	2	Included in the Kit	38	No	Standard	
Hydraulic Clamp, E19/E20z, for Long Arm Machine	7248489	550	2	Factory installed	27	No	Standard	None
Hydraulic Clamp, E19/E20z, for Short Arm Machine	7293706	550	2	Factory installed	27	No	Standard	None
Hydraulic Clamp, E26/E27/E27z, Standard Clamp	7208880	729	2	Factory installed	54	No	Standard	None
Hydraulic Clamp, E26/E27/E27z, Long Clamp	7267327	789	2	Factory installed	65	No	Standard	None
Hydraulic Clamp, E34/E35z, Standard Clamp	7180211	729	2	Factory installed	56	No	Standard	None
Hydraulic Clamp, E34/E35z, Long Clamp	7180215	827	2	Factory installed	65	No	Standard	None
Hydraulic Clamp, E50z/E55z/E60	7439584	861	2	Factory installed	97	No	Standard	None
Hydraulic Clamp, E57W	7322563	861	2	Factory installed	101	No	Standard	None
Hydraulic Clamp, E85, Standard Clamp	7174232	1004	2	Factory installed	120	No	Standard	None
Hydraulic Clamp, E85, Long Clamp	7174244	1174	2	Factory installed	136	No	Standard	None

COMPATIBILITY CHARTS																							
Description	Part Number	To Fit on System				Compact Excavators																	
		Pin-On	Klac™ System	German System	Pin Grab	E08	E10z	E10e	E17	E17z	E19	E20z	E26	E27	E27z	E34	E35z	E50z	E55z	E60	E85	E57W	
Hydraulic Clamp, E17/E17z	7270440	X	X	X					X	X													
Hydraulic Clamp, E19/E20z, for Long Arm Machine	7248489	X	X	X						X	X												
Hydraulic Clamp, E19/E20z, for Short Arm Machine	7293706	X	X	X						X	X												
Hydraulic Clamp, E26/E27/E27z, Standard Clamp	7208880	X										X	X	X									
Hydraulic Clamp, E26/E27/E27z, Long Clamp	7267327		X	X	X							X	X	X									
Hydraulic Clamp, E34/E35z, Standard Clamp	7180211	X													X	X							
Hydraulic Clamp, E34/E35z, Long Clamp	7180215		X	X	X										X	X							
Hydraulic Clamp, E50z/E55z/E60	7439584	X	X	X													X	X	X				
Hydraulic Clamp, E57W*	7322563	X	X	X																		X	
Hydraulic Clamp, E85, Standard Clamp	7174232	X		X																	X		
Hydraulic Clamp, E85, Long Clamp	7174244		X																		X		

\* IF YOU WANT TO FIT CLAMP ON E57W, YOU NEED TO ORDER CLAMP MOUNT 7015627 THROUGH PARTS.

\*\* To be ordered through Bobcat Parts

Actual attachment compatibility may vary based on different machine configurations. Contact your District Manager/Application Sales Manager for actual attachment compatibility.



# GRADE LASERS

## GL422N GRADE LASER

- Rugged and cost-effective laser for leveling and grading or jobs that require vertical alignment
- Even in harsh jobsite conditions it provides a consistent and accurate performance
- Fully weather- and dustproofed
- Includes a CR700-HH Receiver – can be either rod or machine mounted, enabling a wide range of applications

## GL722 GRADE LASER

- Higher accuracy with additional features
- Long range operation, advanced radio remote
- Grade Match mode – allows the transmitter to automatically match and display the grade of a distant point, without the operator returning to the transmitter
- Automatic Axis alignment simplifies setup and ensures accuracy
- Planelok – virtually eliminate beam drift by locking the laser beam to a fixed elevation regardless of wind or temperature changes
- Fully sealed, rugged aluminum housing with a weather resistant control panel allowing to work in all weather conditions
- Flexible power options, battery life indicator and a wireless operated sleep mode that saves battery during breaks

## LR50 LASER DISPLAY RECEIVER

- Designed to be used as a stand-alone display receiver on grading and excavating equipment
- Built-in blade tilt indicator helps the operators keep the blade level for increased accuracy and productivity
- Rugged and waterproof, 360-degree
- Built-in plumb indicator for fast, accurate grade checking for excavators and backhoe's
- Three selectable accuracies meet job tolerances from rough grading to final finishing for maximum flexibility



# LASER EQUIPMENT



Laser Equipment: No special requirement.

## REQUIREMENTS


## FEATURES & BENEFITS

- Temperature compensation.
- Selectable rotation speeds.
- Grade reverse, instantaneous.
- Automatic self-levelling.
- Long range remote control.
- Planelock.
- Grade matching.
- Automatic axis alignment.

**Description:** The laser equipment offers the most innovative features to help you get to grade faster with increased accuracy.

## TECHNICAL SPECIFICATIONS

Description	Part Number	Type	Radio Remote	Temperature Compensation	Auto Axis Alignment	Range (Diameter)	Accuracy	Weight (kg)	Control Kit Required	First Use Installation Time
Laser Transmitter, Dual Slope, GL722*	6680073	Dual Slope	Yes	Yes	Yes	900 m	4.6 arc sec	8.5	No	None
Laser Transmitter, Dual Slope, GL422N (includes CR700-HH Receiver for extreme accuracy)*	7275232	Dual Slope	Yes	Yes	No	800 m	10 arc sec	15	No	None
Depth Controller, Receiver LR50	7008060	360° laser reception	-	-	-	-	-	1.25	No	None



## COMPATIBILITY CHARTS

Description	Part Number	Compact Excavators																	
		E08	E10z	E10e	E17	E17z	E19	E20z	E26	E27	E27z	E34	E35z	E50z	E55z	E60	E85	E57W	
Laser Transmitter, Dual Slope, GL722*	6680073	X	X	X	X	X	X	X	X	X	X	X	X	X	X	X	X	X	X
Laser Transmitter, Dual Slope, GL422N (includes CR700-HH Receiver for extreme accuracy)*	7275232	X	X	X	X	X	X	X	X	X	X	X	X	X	X	X	X	X	X
Depth Controller, Receiver LR50 includes: - 4 Pack NiMH batteries - Charger with adaptor set - Carrying case - Operator's manual	7008060	X	X	X	X	X	X	X	X	X	X	X	X	X	X	X	X	X	X
Magnetic Mount for Depth Controller LR50	7008061																		

\*Tripod needed for accurate depth control. See in Accessories.

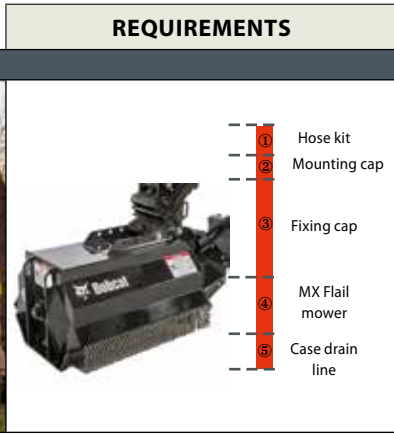
## OPTIONS / ACCESSORIES

Description	Part Number	Weight (kg)
Tripod	6688806	6

Actual attachment compatibility may vary based on different machine configurations. Contact your District Manager/Application Sales Manager for actual attachment compatibility.



# FLAIL MOWER, HEAVY DUTY



- ### REQUIREMENTS
- ### FEATURES & BENEFITS
- Can use the Flail Mower while driving the machine.
  - Stops from full speed in 7 seconds or less when the flail mower hydraulics are deactivated.
  - Safety chains to deflect debris.
  - Case drain.
  - Triple-knife design to efficiently rip through hard and soft woods, vines, grass and brush.
  - Reversible spiral mounted blades.
  - Direct Drive (no belts, chains or gearboxes) to provide optimum balance between torque and RPM.

**Description:** Attack your most difficult brush and sapling clearing projects with the Bobcat® Flail Mower. Easily shred vegetation on virtually any terrain, including hillsides, roadways, ditches, trails, riverbanks and utility right-of-ways, and other hard-to-reach places with the long reach of the excavator. Using powerful triple knife flails, you can mulch small branches, saplings, thick grass and other vegetation up to 10 cm in diameter.

## TECHNICAL SPECIFICATIONS

Description	Part Number	Cutting width (mm)	Max. cutting diameter (mm)	Hydraulic flow range (l/min)	Number of knives	Weight (kg)	Control Kit Required	Working Flow	First Use Installation Time
Flail Mower – FM30	7225484	762	100	46,2 - 73,8	27	256	No	Standard	None
Flail Mower – FM40	7225485	1016	100	53 - 84,8	36	296	No	Standard	None

## COMPATIBILITY CHARTS


Description	Part Number	Compact Excavators																
		E08	E10z	E10e	E17	E17z	E19	E20z	E26	E27	E27z	E34	E35z	E50z	E55z	E60	E85	E57W
① Hose Kit E34/E35z Short Arm and E50z/E55z/E60 All Arm Configurations	7245468										X	X	X	X	X	X		
Hose Kit E34/E35z Long Arm	7294561										X	X	X					
② Mounting Cap for Flail Mower	7293989										X	X	X	X	X	X		
Fixing Cap – Pin-on	7180227										X	X	X					
Fixing Cap – Klac D	7326810										X	X	X					
③ Fixing Cap – German System QC03	7172892										X	X	X	X	X	X		
Fixing Cap – Pin-on	7192796													X	X	X		
Fixing Cap – Klac E	7326846													X	X	X		
④ Flail Mower – FM30	7225484										X	X	X					
Flail Mower – FM40	7225485													X	X	X		
⑤ Case Drain Kit **	7245617										X	X	X					

\*\* To be ordered through Bobcat Parts

Actual attachment compatibility may vary based on different machine configurations. Contact your District Manager/Application Sales Manager for actual attachment compatibility.



# FLAIL MOWER, SELF-LEVELLING



SL Flail Mower: No special requirement.

## REQUIREMENTS

## FEATURES & BENEFITS

- Drum braking circuit stops the attachment within 12 seconds (machines E17-E60)
- Can use the Flail Mower while driving the machine (except for machine E57W)
- Anti-shock, anti-cavitation and flow reducer
- Optimized for Bobcat machines
- Internal drainline
- Self-levelling feature for the simplicity of operation and maximum productivity
- Replaceable wear skids for long product life
- Knife and hammer options when available
- Replaceable cutting flails
- Direct power drive (no belts, chains or gearboxes) to provides optimum balance between torque and RPM
- Double skin flail head
- Roller to copy the surface

**Description:** Shred vegetation on any terrain, including roadways or ditches, or clear out shrub and long grass from forgotten areas. With the help of the excavator's arm the flail mower can reach where other mowers could not (pylons, solar panels or beyond fences).

## TECHNICAL SPECIFICATIONS

Description	Part Number	Cutting width (mm)	Max cutting diameter (mm)	Hydraulic flow range (l/m)	Number of tools	Weight (kg)	Control Kit Required	First Use Installation Time
Self-levelling Flail Mower - SL FM 60 - Knives	7362763	600	20	16-38	32 knives	122	No	None
Self-levelling Flail Mower - SL FM 85 - Knives	7362767.KN	850	30	36-70	24 + 12 knives	181	No	None
Self-levelling Flail Mower - SL FM 85 - Hammers	7362767.HM	850	40	35-70	12 hammers	181	No	None
Self-levelling Flail Mower - SL FM 105 - Knives	7370709.KN	1050	30	50-85	32 +16 knives	200	No	None
Self-levelling Flail Mower - SL FM 105 - Hammers	7370709.HM	1050	40	50-85	16 hammers	200	No	None

## COMPATIBILITY CHARTS

Description	Part Number	Compact Excavators																
		E08	E10z	E10e	E17	E17z	E19	E20z	E26	E27	E27z	E34	E35z	E50z	E55z	E60	E85	E57W
Fixing Cap - Pin-on	7326812				X		X	X										
Fixing Cap - Klac C	7326848				X		X	X										
Fixing Cap - German system SW01	7326808				X		X	X										
Fixing Cap - Pin-on	7198350								X	X	X	X	X					
Fixing Cap - Klac D	7326847								X	X	X	X	X					
Fixing Cap - German system SW03	7198351								X	X	X	X	X	X	X	X		X
Fixing Cap - Pin-on	7316692													X	X	X		
Fixing Cap - Pin-on	7318520																	X
Fixing Cap - Klac E	7316694													X	X	X		X
Fixing Cap - Klac F	7316696																	
Self-levelling Flail Mower - SL FM 60 - Knives	7362763				X		X	X										
Self-levelling Flail Mower - SL FM 85 - Knives	7362767.KN								X	X	X	X	X					
Self-levelling Flail Mower - SL FM 85 - Hammers	7362767.HM								X	X	X	X	X					
Self-levelling Flail Mower - SL FM 105 - Knives	7370709.KN													X	X	X		X
Self-levelling Flail Mower - SL FM 105 - Hammers	7370709.HM													X	X	X		X

Actual attachment compatibility may vary based on different machine configurations. Contact your District Manager/Application Sales Manager for actual attachment compatibility.

## OPTIONS/ACCESSORIES

Description	Part Number	Compact Excavators																
		E08	E10z	E10e	E17	E17z	E19	E20z	E26	E27	E27z	E34	E35z	E50z	E55z	E60	E85	E57W
Auxiliary coupler arm kit - STD arm**	7256189				X		X	X										
Auxiliary coupler arm kit - Long arm**	7256190						X	X										
Auxiliary coupler arm kit **	7358041							X										
Auxiliary coupler arm kit **	7352638								X	X								
Auxiliary coupler arm kit - STD arm**	7209718										X	X						
Auxiliary coupler arm kit - Long arm**	7209717										X	X						
Hose kit - Long arm (E57W)	7385850																	X
Direct to tank kit (E17/E19/E20z)	7362790				X		X	X										
Direct to tank kit (E26/E27)**	7364258								X	X								
Direct to tank kit (E27z)**	7370663										X							
Direct to tank kit (E34)**	7364195											X						
Direct to tank kit (E35z)**	7370666												X					
Direct to tank kit (E50z/E55z/E60)**	Coming soon													X	X	X		

Options/accessories is based on the R-series excavators compatibility. (For other series compatibility please refer to your District Manager.)

## OPTIONS / ACCESSORIES

Description	Part Number	Number of tools
Drum with Knives for SL FM60	7371272	32 knives
Drum with Knives for SL FM85	7365661	24 + 12 knives
Drum with Hammers for SL FM85	7365662	12 hammers
Drum with Knives for SL FM105	7374909	32 + 16 knives
Drum with Hammers for SL FM105	7374910	16 hammers

**DIRECT TO TANK KIT (DTT) NEEDED\*\***

**AUXILIARY COUPLER ARM KIT\*\* REQUIRED FOR MACHINES WITH BOOM MOUNT.**

\*\* To be ordered through Bobcat Parts  
(Only the E17-E20z DTT kit will be provided by the Attachment business unit.)

Actual attachment compatibility may vary based on different machine configurations.  
Contact your District Manager/Application Sales Manager for actual attachment compatibility.

**"One-Stop-Shop" Bobcat Benefit**  
One source - one supplier - one partner  
for expertise, parts and service support.



## WHY A BOBCAT FLAIL MOWER?

### SAFETY

- Drum braking circuit stops from full speed in 12 seconds

### PRECISION

- Self-levelling feature for the simplicity of operation and maximum productivity
- Roller to copy the surface

### VERSATILITY

- No external drainline needed, making the attachment easily interchangeable between machines
- Hammer and knife options (from model FM 85)



Since 1958 Bobcat is conquering the world with equipment of unrivalled quality and unprecedented versatility. Thanks to the different models and a wide range of attachments Bobcat Loaders can perform virtually every task. Used in agriculture, construction, landscaping, forestry, snow removal and many more.







# PLATE COMPACTOR

	REQUIREMENTS	FEATURES & BENEFITS
		<ul style="list-style-type: none"> <li>Better compaction than hand-held compactors</li> <li>Operator comfort better vs. hand-held models</li> <li>Compact hard to reach areas – trenches/slopes</li> <li>4 outboard shock mounts:                             <ul style="list-style-type: none"> <li>Distribute vibration evenly</li> <li>Helps keep compactor level</li> <li>Increases stability</li> <li>Improves compaction efficiency, extends component life</li> </ul> </li> </ul>

**Description:** Mounted at the end of the excavator boom, the plate compactor can reach the bottom of trenches. This tool can also drive piles when building retaining walls. This attachment allows you to quickly handle a project requiring compaction with no need for a laborer in the trench with a hand-operated compactor. It is an alternative to a walk behind unit or remote-controlled roller compactors.

TECHNICAL SPECIFICATIONS									
Description	Part Number	Width (mm)	Centrifugal force (kN)	Minimum flow (l/min)	Frequency (vib/min)	Weight (kg)	Control Kit Required	Working Flow	First Use Installation Time
PCF34 Plate Compactor	7211623	476	15.4	49	2100	216	No	Standard	1.5 h
PCF64 Plate Compactor	7210256	570	28.5	49	2000	388	No	Standard	1.5 h

COMPATIBILITY CHARTS																		
Description	Part Number	Compact Excavators																
		E08	E10z	E10e	E17	E17z	E19	E20z	E26	E27	E27z	E34	E35z	E50z	E55z	E60	E85	E57W
Hose Kit for Long Arm Machine	7217834											X	X	X	X			
① Hose Kit E50z, E55z, E60, E57W	7217835											X	X	X	X	X		
Hose Kit	7217836																X	
Fixing cap, Pin On	7198350											X	X					
Fixing cap, Klac D	7326847											X	X					
Fixing cap, German System QC03	7198351											X	X	X	X	X		X
Fixing cap, Pin On	7316692													X	X	X		
② Fixing cap, Pin On	7318520																	X
Fixing cap, Klac E	7316694													X	X	X		X
Fixing cap, Pin On	7361092																X	
Fixing cap, Klac F	7316696																	
Fixing cap, Klac F	7318949																X	
Fixing cap, German System QC08	7316698																X	
③ PCF34 Plate Compactor	7211623											X	X	X	X	X		
PCF64 Plate Compactor	7210256																X	

Actual attachment compatibility may vary based on different machine configurations.  
Contact your District Manager/Application Sales Manager for actual attachment compatibility.

# ROTARY GRINDER



REQUIREMENTS	FEATURES & BENEFITS
<p>Rotary Grinder: Need Hose Kit + Fixing Cap + Drain Line + Rotary Grinder.</p>	<ul style="list-style-type: none"> <li>Grinds powerfully in concrete, asphalt or rock.</li> <li>Allows you to also grind with precision for finishing operations, removing walls surfaces or partial structures.</li> <li>Digs trenches through hard and rocky ground.</li> <li>Produces small diameter debris that if needed could be reused.</li> <li>Transmits low vibration to surrounding structures.</li> <li>Low noise – in comparison with hydraulic or pneumatic demolition tools.</li> <li>Environmental friendly.</li> <li>It is available with pin on mount, as well as with the Klac and German System adaptors.</li> </ul>

**Description:** The rotary grinder is a powerful attachment that consists of a double drum, driven by a completely integrated high torque hydraulic motor. Due to its design, it permits on the one hand a very precise removal of material, without damaging adjacent structures and on the other hand it can demolish complete structures and dig trenches in rocky ground or prepare asphalt or concrete surfaces for reparation.

## TECHNICAL SPECIFICATIONS

Description	Part Number	Cutting Width with Standard Drum (mm)	Drum Diameter (mm)	Maximum Cutting Force (kN)	Maximum Continuous Flow (l/min)	Maximum Drum Speed (rpm)	Weight (kg)	Control Kit Required	Working Flow	First Use Installation Time
Rotary Grinder, RG20	7199996	566	386	13,5	75	180	280	No	Standard	None
Rotary Grinder, RG40	7199997	621	445	20,3	105	140	462	No	Standard	None

## COMPATIBILITY CHARTS


Description	Part Number	Compact Excavators																
		E08	E10z	E10e	E17	E17z	E19	E20z	E26	E27	E27z	E34	E35z	E50z	E55z	E60	E85	E57W
① Hose Kit, E34 Short Arm/E35z Short	7200710											X	X					
Hose Kit, E57W Short Arm/E57W Long Arm	7200713													X	X	X		X
Hose Kit, E34 Long Arm/E35z Long Arm	7201499											X	X					
Hose Kit, E85 Short Arm/E85 LongArm	7200716																X	
Pin-On Adapter, E34/E35z	7200676											X	X					
Pin-On Adapter, E50z/E55z/E60	7200678													X	X	X		
Pin-On Adapter, E57W	7200680																	X
Pin-On Adapter, E85	7200693																X	
② Klac™ System D Adapter, E34/E35z	7200686											X	X					
Klac™ System E Adapter, E50z/E55z/E60/ E57W	7200690													X	X	X		X
Klac™ System F Adapter, E85	7200699																X	
German System QC03 Adapter, E34/E35z/E50z/E55z/E60/E57W	7200683											X	X	X	X	X		X
German System QC08 Adapter, E85	7200696																X	
③ Rotary Grinder, RG20	7199996											X	X	X	X	X		X
Rotary Grinder, RG40	7199997																X	


MACHINE NEEDS TO BE EQUIPPED WITH DRAIN LINE





# SUPERCHARGER



REQUIREMENTS	FEATURES & BENEFITS
 SuperCharger: No special requirements.	<ul style="list-style-type: none"> <li>Stainless steel housing prevents corrosion in outdoor applications</li> <li>Ventilation ports to avoid overheating</li> <li>Microprocessor for various device connections and battery types</li> <li>Memory accommodates 1000 charging cycles and secures them, giving a complete analysis of the battery behavior and the respective usage</li> <li>Adjustments can be made in the programmable display - battery type, charging profile and battery capacity</li> <li>Portable and compact design makes moving it around the jobsites effortless</li> </ul>

**Description:** An electric charger optimized for your new E10e. Thanks to the precise engineering design with our Bobcat electric excavator in mind, this charger offers optimized charge time while meeting all the machine's requirements for increased battery life.

TECHNICAL SPECIFICATIONS										
Description	Part Number	Input Voltage (VAC)	Input Frequency (Hz)	Output Voltage (VDC - Nominal)	Output Voltage Accuracy (%)	Cord length (m)	Connector (output)	Connector (input)	Operating temperature (°C)	Weight (kg)
SuperCharger	7354436	400	50 - 60	48	± 0.5	3	SBX175	3P + N + PE	-30 to +70	80

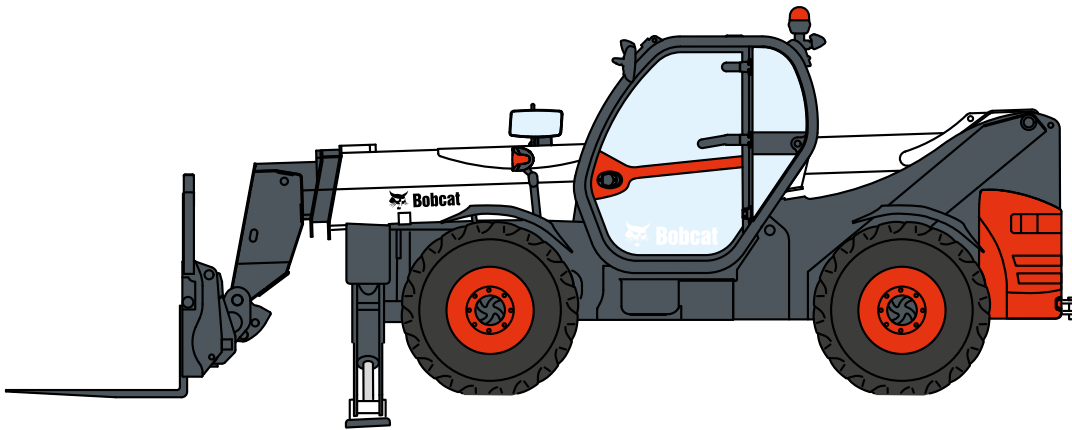
Description	Part Number	Compact Excavators																
		E08	E10z	E10e	E17	E17z	E19	E20z	E26	E27	E27z	E34	E35z	E50z	E55z	E60	E85	E57W
SuperCharger	7354436			X														







# TELEHANDLERS






# BOBCAT TELEHANDLERS – FAR-REACHING VERSATILITY

## Quick-Tach: Change attachments easily, comfortably and safely

### Manual Quick-Tach

The Quick-Tach is a robust tool-carrier frame allowing you to mount any type of attachment on Bobcat telehandlers. The open shape offers good visibility on the attachment. The light yet robust design saves weight in order to maintain optimum machine capacity. The robust frame is made of thick steel plates, assembled with large transversal tubes, ensuring efficient absorption of shocks during heavy-duty jobs. And the 2 hooks are clearly visible to make mounting the attachment very convenient for the operator.



Manual Quick-Tach



Hydraulic Quick-Tach

### Hydraulic Quick-Tach

As quick as a snap, you can replace a bucket with pallet forks, a landscape rake, a bale handler, an auger, a grapple and more, thanks to the Bobcat hydraulic Quick-Tach mounting system.

This easy yet powerful mounting system allows you to mount and dismount attachments quickly. You can even change non-hydraulic attachments without leaving the cab. The hydraulic Quick-Tach saves time on every job site.

### Quick couplers (with pressure release)



This unique design ensures that hydraulic attachment changes go quickly and smoothly. Trapped line pressure can make attachment changes anything but quick. So Bobcat telehandlers come with a handy feature to release trapped pressure. By simply pushing the coupler inward, the hydraulic oil is released through a return line back into the machine. The result: clean, quick attachment changes, time after time.





# BALE HANDLER WITH TINES



	REQUIREMENTS	FEATURES & BENEFITS
	 Bale Handler with Tines: No special requirement.	<ul style="list-style-type: none"> <li>• Frame made of high strength steel for long lasting.</li> <li>• Reinforced forged tines diam. 25 mm for high stress.</li> <li>• Delivered with structure, mechanical interface and hose kits.</li> <li>• Proper hydraulic hose routing to avoid damages.</li> </ul>

**Description:** These handlers are designed to transport and load one or two round farm bales (diameters from 1.2 to 1.6 m). To grip the bales firmly, the handler is equipped with two hydraulically operated arms with brackets with 4 forged spikes (prongs) on each side.



Quick-Tach System (QT)



TECHNICAL SPECIFICATIONS											
Description	Part Number	Coupling System		Width (mm)	Capacity (kg)	Minimum Jaw Opening (mm)	Maximum Jaw Opening (mm)	Weight (kg)	Control Kit Required	Working Flow	First use installation time
		QT	MT								
Bale Handler w/Tines, Height 1 m, 1.2 m - 1.6 m Diameter, QT	6922897-BCT	X		1300	1000	322	1352	227	No	Standard	None
Bale Handler w/Tines, Height 1.4 m, 1.2 m - 1.6 m Diameter, QT	7175977-BCT	X		1300	1000	322	1352	241	No	Standard	None

COMPATIBILITY CHARTS											
Description	Part Number	Telehandlers									
		TL26.60 TL30.60 TL30.70	TL34.65HF	TL35.70/ TL38.70HF	TL43.80HF	T35.105/L	T36.120SL	T35.130S/ SLP	T35.140S	T41.140SLP	T40.180SLP
Bale Handler w/Tines, Height 1 m, 1.2 m - 1.6 m Diameter, QT	6922897-BCT	X	X	X	X						
Bale Handler w/Tines, Height 1.4 m, 1.2 m - 1.6 m Diameter, QT	7175977-BCT	X	X	X	X						



# BALE HANDLER WITH TUBES



	REQUIREMENTS	FEATURES & BENEFITS
 <p>Bale Handler with Tubes: No special requirement.</p>	 <p>Bale Handler with Tubes: No special requirement.</p>	<ul style="list-style-type: none"> <li>• Frame made of high strength steel for long lasting.</li> <li>• Strong tubular structure for high stress resistance.</li> <li>• Delivered with structure, mechanical interface and hose kits.</li> <li>• Proper hydraulic hose routing to avoid damages.</li> </ul>

**Description:** These handlers enable you to transport one or two round, wrapped farm bales with diameters from 1 to 1.8 m. To grip the bales firmly, the handler is equipped with two hydraulically operated arms with round shaped tubes.





Quick-Tach System (QT)

TECHNICAL SPECIFICATIONS											
Description	Part Number	Coupling System		Width (mm)	Capacity (kg)	Minimum Jaw Opening (mm)	Maximum Jaw Opening (mm)	Weight (kg)	Control Kit Required	Working Flow	First use installation time
		QT	MT								
Bale Handler w/Tubes, 1 m - 1.3 m Diameter, QT	6922899-BCT	X		947	800	146	2144	216	No	Standard	None
Bale Handler w/Tubes, 1.4 m - 1.6 m Diameter, QT	7175823-BCT	X		1076	900	253	2624	265	No	Standard	None
Bale Handler w/Tubes, 1.6 m - 1.8 m Diameter, QT	7175947-BCT	X		1400	1000	509	3032	295	No	Standard	None

COMPATIBILITY CHARTS											
Description	Part Number	Telehandlers									
		TL26.60 TL30.60 TL30.70	TL34.65HF	TL35.70/ TL38.70HF	TL43.80HF	T35.105/L	T36.120SL	T35.130S/ SLP	T35.140S	T41.140SLP	T40.180SLP
Bale Handler w/Tubes, 1 m - 1.3 m Diameter, QT	6922899-BCT	X	X	X	X						
Bale Handler w/Tubes, 1.4 m - 1.6 m Diameter, QT	7175823-BCT	X	X	X	X						
Bale Handler w/Tubes, 1.6 m - 1.8 m Diameter, QT	7175947-BCT	X	X	X	X						

# BALE SPIKE



	REQUIREMENTS	FEATURES & BENEFITS
	 <p>Bale Fork: to be mounted on rigid fork frame</p>	<ul style="list-style-type: none"> <li>• Can grab square or round bales.</li> <li>• The two spikes can stabilize the load.</li> <li>• The bale forks mount very quickly to standard rigid pallet fork frame attachments.</li> <li>• In between spacing can be easily adjusted.</li> </ul>

**Description:** The pair of small-diameter forks gives you advantages over a single spike. They stabilise the load better by balancing round bales and securing uneven bales, making transport and loading easier. This simple attachment is mounted on a rigid pallet fork frame. Designed for bales of 75 cm or 110 cm height.



Quick-Tach System (QT)



Manitou Carriage System (MT)

TECHNICAL SPECIFICATIONS									
Description	Part Number	Coupling System		Capacity (kg)	Bale Height (mm)	Weight (kg)	Control Kit Required	Working Flow	First Use Installation Time
		QT	MT						
Rigid Bale Fork (1 piece) for Pallet Fork Frame class III QT and MT	7194871	X	X	500	1100	20	No	Standard	None

COMPATIBILITY CHARTS												
	Description	Part Number	Telehandlers									
			TL26.60 TL30.60 TL30.70	TL34.65HF	TL35.70/ TL38.70HF	TL43.80HF	T35.10S/L	T36.120SL	T35.130S/ SLP	T35.140S	T41.140SLP	T40.180SLP
QT	① Rigid Frame class III for Pallet Fork Frame QT	7194863	X	X	X	X	X	X	X	X	X	X
	② Rigid Bale Spike (1 piece) for Pallet Fork Frame class III QT and MT	7194871	X	X	X	X	X	X	X	X	X	X
MT	① Rigid Frame class III for Pallet Fork Frame MT	7194867	X	X	X	X						
	② Rigid Bale Spike (1 piece) for Pallet Fork Frame class III QT and MT	7194871	X	X	X	X						

OPTIONS / ACCESSORIES	
Description	Part Number
Rigid Side Shift Carriage 200mm, class III for Pallet Fork Frame MT	7194870
Rigid Backrest class II and III	7202274
Rigid Fork class III (1 piece)	7196070





# BUCKET, DIGGING



	REQUIREMENTS	FEATURES & BENEFITS
	 <p>Digging Bucket: No special requirement.</p>	<ul style="list-style-type: none"> <li>• Strong design for better durability.</li> <li>• Bolt-on teeth as option.</li> <li>• Good breakout force with a flat-top to provide cutting edge angle indication.</li> </ul>

**Description:** The extremely durable Bobcat® digging bucket is ideal for all types of digging and materials handling jobs. Available with or without teeth.



Quick-Tach System (QT)



Manitou Carriage System (MT)

TECHNICAL SPECIFICATIONS						
Description	Part Number	Coupling System		Width (mm)	Capacity (L)	Weight (kg)
		QT	MT			
TLS Digging Bucket w/o teeth, 2150 mm, QT	7254233	X		2150	780	415
TLS Digging Bucket w/o teeth, 2365 mm, QT	7188203-BCT	X		2365	800	417
TLS Digging Bucket w/ teeth, 2365 mm, QT	7209618-BCT	X		2365	800	437
TLS Digging Bucket w/o teeth, 2300 mm, QT	7254236	X		2300	920	442
TLS Digging Bucket w/ teeth, 2300 mm, QT	7254237	X		2300	920	455
TLS Digging Bucket w/o teeth, 2400 mm, QT	7227507	X		2400	950	463
TLS Digging Bucket w/ teeth, 2400 mm, QT	7227685	X		2400	950	482
TLS Digging Bucket w/o teeth, 2365 mm, MT	7190413-BCT		X	2365	800	405
TLS Digging Bucket w/ teeth, 2365 mm, MT	7209619-BCT		X	2365	800	425



## COMPATIBILITY CHARTS

Description	Part Number	Telehandlers									
		TL26.60 TL30.60 TL30.70	TL34.65HF	TL35.70/ TL38.70HF	TL43.80HF	T35.105/L	T36.120SL	T35.130S/ SLP	T35.140S	T41.140SLP	T40.180SLP
TLS Digging Bucket w/o teeth, 2150 mm, QT	7254233	X									
TLS Digging Bucket w/o teeth, 2365 mm, QT	7188203-BCT		X	X	X						
TLS Digging Bucket w/ teeth, 2365 mm, QT	7209618-BCT		X	X	X						
TLS Digging Bucket w/o teeth, 2300 mm, QT	7254236					X	X				
TLS Digging Bucket w/ teeth, 2300 mm, QT	7254237					X	X				
TLS Digging Bucket w/o teeth, 2400 mm, QT	7227507							X	X	X	X
TLS Digging Bucket w/ teeth, 2400 mm, QT	7227685							X	X	X	X
TLS Digging Bucket w/o teeth, 2365 mm, MT	7190413-BCT		X	X	X						
TLS Digging Bucket w/ teeth, 2365 mm, MT	7209619-BCT		X	X	X						

## OPTIONS / ACCESSORIES



Description	Part Number	Weight (kg)
Teeth kit for 780L bucket SD QT	7254376	20





# BUCKET, GRAPPLE



	REQUIREMENTS	FEATURES & BENEFITS
	 Bucket Grapple: No special requirement	<ul style="list-style-type: none"> <li>• Reliable design with cylinders protected on the rear</li> <li>• Large welded spill guard</li> <li>• Robust 10 mm high strength steel</li> <li>• Reversible bolt-on edge, bolted flanges and hydraulic hoses included</li> </ul>

**Description:** You can use this durable grapple to move hard-to-handle agricultural materials. The hydraulically-controlled grapple is also easy to operate, fast and close strong. Available with bolt-on forged teeth (easy to replace and suitable for silage) or with oxycut welded teeth (more durable). Side flanges are bolted and so can be removed easily.

## TECHNICAL SPECIFICATIONS

Description	Part Number	Capacity (l)	Teeth	Width (mm)	Coupling	Weight (kg)
Bucket Grapple, Ag, Welded, 2200 mm, QT	7322292-BCT	1160	welded	2200	QT	741
Bucket Grapple, Ag, Welded, 2450 mm, QT	7322300-BCT	1290	welded	2450	QT	784
Bucket Grapple, Ag, Forged, 2200 mm, QT	7322296-BCT	1280	forged	2200	QT	746
Bucket Grapple, Ag, Forged, 2450 mm, QT	7322304-BCT	1420	forged	2450	QT	784

## COMPATIBILITY CHARTS

Description	Part Number	Telehandlers									
		TL26.60 TL30.60 TL30.70	TL34.65HF	TL35.70/ TL38.70HF	TL43.80HF	T35.105/L	T36.120SL	T35.130S/ SLP	T35.140S	T41.140SLP	T40.180SLP
Bucket Grapple, Ag, Welded, 2200 mm, QT	7322292-BCT	X									
Bucket Grapple, Ag, Welded, 2450 mm, QT	7322300-BCT		X	X	X						
Bucket Grapple, Ag, Forged, 2200 mm, QT	7322296-BCT	X									
Bucket Grapple, Ag, Forged, 2450 mm, QT	7322304-BCT		X	X	X						

Bucket Grapple with welded teeth




Bucket Grapple with forged teeth





# BUCKET, LIGHT MATERIAL



REQUIREMENTS	FEATURES & BENEFITS
 <p>Light Material Bucket: No special requirement.</p>	<ul style="list-style-type: none"> <li>• Large capacity for loading and handling light materials</li> <li>• Optimized transport and dumping angles</li> <li>• Good cutting edge visibility</li> <li>• Excellent bucket breakout force for better digging and easier bucket filling</li> <li>• Convex sides for lower material spilling</li> <li>• 10 mm high strength steel for extreme durability</li> <li>• With reversible bolt-on edge (model depending)</li> </ul>




**Description:** The large volume of Bobcat Light Material Buckets is designed for loading and handling a variety of light materials such as mulch, snow and grain.

TECHNICAL SPECIFICATIONS						
Description	Part Number	Capacity (l)	Width (mm)	Coupling	Weight (kg)	With Reversible Bolt-on Edge
Light Material Bucket, 2100 mm, 1500 L, QT BCT	7322001-BCT	1500	2100	QT	539	No
Light Material Bucket, 2300 mm, 2000 L, QT BCT	7321997-BCT	2000	2300	QT	645	No
Light Material Bucket, 2450 mm, 2000 L, QT BCT	7321993-BCT	2000	2450	QT	657	No
Light Material Bucket, 2450 mm, 2500 L, QT BCT	7321989-BCT	2500	2450	QT	747	No
Light Material Bucket, 2450 mm, 3000 L, QT BCT	7320181-BCT	3000	2450	QT	849	No
Light Material Bucket, 2450 mm, 3500 L, QT BCT	7320180-BCT	3500	2450	QT	935	No
Light Material Bucket, 2100 mm, 1500 L, QT BCT, edge	7337841-BCT	1500	2100	QT	579	Yes
Light Material Bucket, 2300 mm, 2000 L, QT BCT, edge	7337835-BCT	2000	2300	QT	689	Yes
Light Material Bucket, 2450 mm, 2000 L, QT BCT, edge	7337831-BCT	2000	2450	QT	705	Yes
Light Material Bucket, 2450 mm, 2500 L, QT BCT, edge	7337826-BCT	2500	2450	QT	795	Yes
Light Material Bucket, 2450 mm, 3000 L, QT BCT, edge	7337807-BCT	3000	2450	QT	897	Yes
Light Material Bucket, 2450 mm, 3500 L, QT BCT, edge	7338630-BCT	3500	2450	QT	983	Yes

COMPATIBILITY CHARTS											
Description	Part Number	Telehandlers									
		TL26.60 TL30.60 TL30.70	TL34.65HF	TL35.70/ TL38.70HF	TL43.80HF	T35.105/L	T36.120SL	T35.130S/ SLP	T35.140S	T41.140SLP	T40.180SLP
Light Material Bucket, 2100 mm, 1500 L, QT BCT	7322001-BCT	X									
Light Material Bucket, 2300 mm, 2000 L, QT BCT	7321997-BCT	X	X	X							
Light Material Bucket, 2450 mm, 2000 L, QT BCT	7321993-BCT		X	X							
Light Material Bucket, 2450 mm, 2500 L, QT BCT	7321989-BCT		X	X	X						
Light Material Bucket, 2450 mm, 3000 L, QT BCT	7320181-BCT		X	X	X						
Light Material Bucket, 2450 mm, 3500 L, QT BCT	7320180-BCT				X						
Light Material Bucket, 2100 mm, 1500 L, QT BCT, edge	7337841-BCT	X									
Light Material Bucket, 2300 mm, 2000 L, QT BCT, edge	7337835-BCT	X	X	X							
Light Material Bucket, 2450 mm, 2000 L, QT BCT, edge	7337831-BCT		X	X							
Light Material Bucket, 2450 mm, 2500 L, QT BCT, edge	7337826-BCT		X	X	X						
Light Material Bucket, 2450 mm, 3000 L, QT BCT, edge	7337807-BCT		X	X	X						
Light Material Bucket, 2450 mm, 3500 L, QT BCT, edge	7338630-BCT				X						

# CONCRETE BASKET

	REQUIREMENTS	FEATURES & BENEFITS
	 <p>Concrete Basket: Use of forks or hook is required. Machine option Hydraulic line on boom is required for hydraulic opening version.</p>	<ul style="list-style-type: none"> <li>• Basket is fitted in 3 different ways on normal pallet forks: Left, Front and Right.</li> <li>• The concrete basket is locked by a chain to the pallet fork frame, for safety reason.</li> <li>• Reduces damage to turf and underground utilities caused by using large concrete trucks.</li> </ul>



**Description:** With our concrete basket attachment, you can quickly pour your concrete wherever you need to. The flexible hose can be easily routed through small openings, under wooden decks, through bushes and around other common obstructions.

TECHNICAL SPECIFICATIONS										
Description	Part Number	Coupling System		Width (mm)	Capacity (L)	Opening	Weight (kg)	Control Kit Required	Working Flow	First Use Installation Time
		QT	MT							
Concrete Basket, Hydraulic Opening	7204877	Using forks		1200	500	Hydraulic	210	No	Standard	None
Concrete Basket, Mechanic Opening	7205332	Using forks		1200	500	Mechanic	176	No	Standard	None

COMPATIBILITY CHARTS											
Description	Part Number	Telehandlers									
		TL26.60 TL30.60 TL30.70	TL34.65HF	TL35.70/ TL38.70HF	TL43.80HF	T35.105/L	T36.120SL	T35.130S/ SLP	T35.140S	T41.140SLP	T40.180SLP
Concrete Basket, Hydraulic Opening	7204877									X	X
Concrete Basket, Mechanic Opening	7205332									X	X



# JIB, CRANE

	REQUIREMENTS	FEATURES & BENEFITS
	 <p>Crane Jib: No special requirement.</p>	<ul style="list-style-type: none"> <li>• 4.3 t capacity.</li> <li>• Strong design.</li> <li>• Easy to install thanks to the Quick-Tach system.</li> <li>• Short center of gravity (only 240 mm).</li> </ul>

**Description:** Add a crane jib and your telehandler is turned into a crane, but with all the advantages of its mobility and versatility.



Quick-Tach System (QT)



Manitou Carriage System (MT)



## TECHNICAL SPECIFICATIONS

Description	Part Number	Coupling System		Width (mm)	Capacity (kg)	Weight (kg)	Control Kit Required	Working Flow	First use installation time
		QT	MT						
Crane Jib 4.3t 0.7m, QT	7235647	X		830	4300	177	No	Standard	None
Crane Jib 4.3t 0.7m, MT	7204108		X	830	4300	153	No	Standard	None

## COMPATIBILITY CHARTS

Description	Part Number	Telehandlers									
		TL26.60 TL30.60 TL30.70	TL34.65HF	TL35.70/ TL38.70HF	TL43.80HF	T35.105/L	T36.120SL	T35.130S/ SLP	T35.140S	T41.140SLP	T40.180SLP
Crane Jib 4.3t 0.7m, QT	7235647	X	X	X	X	X	X	X	X	X	X
Crane Jib 4.3t 0.7m, MT	7204108	X	X	X	X			X		X	X

# JIB, EXTENSION

	REQUIREMENTS	FEATURES & BENEFITS
	 <p data-bbox="608 663 948 687">Extension Jib: No special requirement.</p>	<ul data-bbox="970 349 1123 439" style="list-style-type: none"> <li>• Light, rigid frame.</li> <li>• 3.7 m extension.</li> <li>• Hook included.</li> <li>• 0.7 t capacity.</li> </ul>

**Description:** The Bobcat extension jib further increases your lift and reach capacity. Using this attachment, the telehandler can position loads in places which are difficult to access by conventional means.



Quick-Tach System (QT)

## TECHNICAL SPECIFICATIONS

Description	Part Number	Coupling System		Width (mm)	Capacity (kg)	Length (mm)	Weight (kg)	Control Kit Required	Working Flow	First Use Installation Time
		QT	MT							
Extension Jib, 3.7 m with Hook, QT	7238827	X		940	700	3700	204	No	Standard	None



## COMPATIBILITY CHARTS

Description	Part Number	Telehandlers									
		TL26.60 TL30.60 TL30.70	TL34.65HF	TL35.70/ TL38.70HF	TL43.80HF	T35.105/L	T36.120SL	T35.130S/ SLP	T35.140S	T41.140SLP	T40.180SLP
Extension Jib, 3.7 m with Hook, QT	7238827					X	X	X	X	X	X



# FORK GRAPPLE



	REQUIREMENTS	FEATURES & BENEFITS
	 <p>Fork Grapple: No special requirement.</p>	<ul style="list-style-type: none"> <li>• Move hard to handle materials easily.</li> <li>• Hydraulically controlled grapple is easy to operate.</li> <li>• Handles bulky, uneven loads securely.</li> <li>• Hose kit included.</li> </ul>

**Description:** Built tough for reliability and endurance, the fork with grapple easily handle scrap, waste, brush and other hard to manage materials.



Quick-Tach System (QT)



TECHNICAL SPECIFICATIONS											
Description	Part Number	Coupling System		Width (mm)	Capacity (L)	Maximum Height with Grapple Raised (mm)	Maximum Opening with Grapple Raised (mm)	Weight (kg)	Control Kit Required	Working Flow	First Use Installation Time
		QT	MT								
Fork Grapple, Agricultural, Forged, 2100 mm, QT	7175986	X		2100	-	1506	1283	544	No	Standard	None
Fork Grapple, Agricultural, Forged, 2332 mm, QT	7175995-BCT	X		2332	-	1506	1283	615	No	Standard	None

COMPATIBILITY CHARTS											
Description	Part Number	Telehandlers									
		TL26.60 TL30.60 TL30.70	TL34.65HF	TL35.70/ TL38.70HF	TL43.80HF	T35.105/L	T36.120SL	T35.130S/ SLP	T35.140S	T41.140SLP	T40.180SLP
Fork Grapple, Agricultural, Forged, 2100 mm, QT	7175986	X									
Fork Grapple, Agricultural, Forged, 2332 mm, QT	7175995-BCT		X	X	X						



# MAN PLATFORM, EXTENDABLE ROTATING



	REQUIREMENTS	FEATURES & BENEFITS
	 <p>Man Platform: Machine HAS to be ordered with the "Man platform ready" option (option not retrofittable in the field). Radio remote control is required to operate the platform.</p>	<ul style="list-style-type: none"> <li>Hydraulically extendable from 2.4 m to 4 m</li> <li>Hydraulically rotate up to 90° in both directions</li> <li>Boom, extension and rotation remotely controlled from basket</li> <li>3 persons maximum</li> <li>300 kg or 800 kg lift capacity maximum (including people)</li> </ul>

**Description:** The Bobcat man platform gives you great flexibility in your work as it eliminates the need for scaffolding and safety nets while simplifying and speeding up the job. Bobcat man platforms are fully homologated and easily fitted to your machine without roll-up cables, thanks to the wireless remote control.



Quick-Tach System (QT)

## TECHNICAL SPECIFICATIONS

Description	Part Number	Coupling System		Width (mm)	Capacity (kg)	Maximum Persons	Rotation	Weight (kg)	Control Kit Required	Working Flow	First use installation time
		QT	MT								
Man Platform, 2.4 - 4 m, Hyd. Extension, 300 kg, Rotating, QT	7242499	X		2400 - 4000	300	3	90° Right/Left	775	No	Standard	None
Man Platform, 2.4 - 4 m, Hyd. Extension, 800 kg, Rotating, QT	7232792	X		2400 - 4000	800	3	90° Right/Left	970	No	Standard	None

## COMPATIBILITY CHARTS

Description	Part Number	Telehandlers									
		TL26.60 TL30.60 TL30.70	TL34.65HF	TL35.70/ TL38.70HF	TL43.80HF	T35.105/L	T36.120SL	T35.130S/ SLP	T35.140S	T41.140SLP	T40.180SLP
Man Platform, 2.4 - 4 m, Hyd. Extension, 300 kg, Rotating, QT	7242499									X	X
Man Platform, 2.4 - 4 m, Hydraulic Extension, 800 kg, Rotating, QT	7232792									X	X

## OPTIONS / ACCESSORIES



Description	Part Number
Previous Man platform Adapter kit (to use previous man platforms with the T41.140SLP and T40.180SLP Rotating man platform (4 m <sup>2</sup> ) from S/N A6SH00101 & above and Fixed man platform (1 m <sup>2</sup> ) from S/N 00101 & above)	7244480
Remote Control for machine with Stage IIIB and Stage IV engine	7259887**
Remote Control for machine with Stage IIIA and Stage IV engine	7268200**

\*\* To be ordered through Bobcat Parts



# MAN PLATFORM, FIXED



	REQUIREMENTS	FEATURES & BENEFITS
	 <p>Man Platform: Machine HAS to be ordered with the "Man platform ready" option (option not retrofittable in the field). Radio remote control is required to operate the platform.</p>	<ul style="list-style-type: none"> <li>• Fixed (no rotation).</li> <li>• Made of galvanised steel.</li> <li>• Allows you to access any kind of work space quickly and safely.</li> <li>• 2 people with maximum 60 kg tools.</li> <li>• 220 kg lift capacity maximum (including person)</li> </ul>

**Description:** The Bobcat man platform gives you great flexibility in your work as it eliminates the need for scaffolding and safety nets while simplifying and speeding up the job. Bobcat man platforms are fully homologated and easily fitted to your machine without roll-up cables, thanks to the wireless remote control.



Quick-Tach System (QT)

TECHNICAL SPECIFICATIONS											
Description	Part Number	Coupling System		Width (mm)	Capacity (kg)	Maximum Persons	Rotation	Weight (kg)	Control Kit Required	Working Flow	First use installation time
		QT	MT								
Man Platform, 1 m <sup>2</sup> , 220 kg, Fixed, QT	7235885	X		1020	220	2	No	148	No	Standard	None

COMPATIBILITY CHARTS											
Description	Part Number	Telehandlers									
		TL26.60 TL30.60 TL30.70	TL34.65HF	TL35.70/ TL38.70HF	TL43.80HF	T35.105/L	T36.120SL	T35.130S/ SLP	T35.140S	T41.140SLP	T40.180SLP
Man Platform, 1 m <sup>2</sup> , 220 kg, Fixed, QT	7235885									X	X

OPTIONS / ACCESSORIES	
Description	Part Number
Previous Man platform Adapter kit (to use previous man platforms with the T41.140SLP and T40.180SLP Rotating man platform (4 m <sup>2</sup> ) from S/N A6SH00101 & above and Fixed man platform (1 m <sup>2</sup> ) from S/N 00101 & above)	7244480
Remote Control for machine with Stage IIIB and Stage IV engine	7259887**
Remote Control for machine with Stage IIIA and Stage IV engine	7268200**

# MAN PLATFORM, ROTATING



**REQUIREMENTS**

**FEATURES & BENEFITS**

▶

Man Platform: Machine HAS to be ordered with the "Man platform ready" option (option not retrofittable in the field). Radio remote control is required to operate the platform.

- Hydraulically rotate up to 90° in both directions.
- Boom and rotation remotely controlled from basket
- 3 persons maximum
- 300 kg lift capacity maximum (including people)

**Description:** The Bobcat man platform gives you great flexibility in your work as it eliminates the need for scaffolding and safety nets while simplifying and speeding up the job. Bobcat man platforms are fully homologated and easily fitted to your machine without roll-up cables, thanks to the wireless remote control.



TECHNICAL SPECIFICATIONS											
Description	Part Number	Coupling System		Width (mm)	Capacity (kg)	Maximum Persons	Rotation	Weight (kg)	Control Kit Required	Working Flow	First use installation time
		QT	MT								
Man Platform, 2.2 m, 300 kg, Rotating, QT	7246529	X		2200	300	3	90° Right/Left	655	No	Standard	None

COMPATIBILITY CHARTS											
Description	Part Number	Telehandlers									
		TL26.60 TL30.60 TL30.70	TL34.65HF	TL35.70/ TL38.70HF	TL43.80HF	T35.105/L	T36.120SL	T35.130S/ SLP	T35.140S	T41.140SLP	T40.180SLP
Man Platform, 2.2 m, 300 kg, Rotating, QT	7246529									X	X



OPTIONS / ACCESSORIES	
Description	Part Number
Previous Man platform Adapter kit (to use previous man platforms with the T41.140SLP and T40.180SLP Rotating man platform (4 m <sup>2</sup> ) from S/N A6SH00101 & above and Fixed man platform (1 m <sup>2</sup> ) from S/N 00101 & above)	7244480
Remote Control for machine with Stage IIIB and Stage IV engine	7259887**
Remote Control for machine with Stage IIIA and Stage IV engine	7268200**





# PALLET FORK, FLOATING



	REQUIREMENTS	FEATURES & BENEFITS
 <p>Floating Pallet Fork: No special requirement.</p>		<ul style="list-style-type: none"> <li>• Floating forks are free to swing while remaining level with the ground.</li> <li>• Simplifies getting the fork tines into the pallet openings without having to adjust the tilt angle and height as much as with fixed forks.</li> <li>• Comes as standard with forks and backrest (except for forks with JCB coupling).</li> </ul>

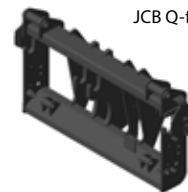
**Description:** Use this versatile attachment to lift, carry, stack or place all types of pallet materials even on rough and uneven surfaces in construction sites, municipal projects, industrial areas and farms. Floating forks are free to swing while always remaining level with the ground, to avoid load spillage. Bobcat also offers you the choice of two frame widths – 1.0 m or 1.5 m – to suit your needs.



Quick-Tach System (QT)



Manitou Carriage System (MT)





JCB Q-fit System (JCB)

TECHNICAL SPECIFICATIONS									
Description	Part Number	Coupling System			Frame Width (mm)	Capacity (kg)	Fork Length (mm)	Fork Width (mm)	Weight (kg)
		QT	MT	JCB					
Pallet Forks, Floating /1.0 m wide/Forks included/QT/ Class III	7361568	X			1050	4300	1200	100	254
Pallet Forks, Floating /1.5 m wide/Forks included/QT/ Class III	7361564	X			1500	4300	1200	100	273
Pallet Forks, Floating /1.0 m wide/Forks included/MT/ Class III	7367561		X		1050	4300	1200	100	248
Pallet Forks, Floating /1.5 m wide/Forks included/MT/ Class III	7367562		X		1500	4300	1200	100	268
Floating Pallet Forks, 1.33 m, JCB Q-fit	7342200			X	1330	4300	1200	100	150

COMPATIBILITY CHARTS												
Description	Part Number	Telehandlers										
		TL26.60 TL30.60	TL30.70	TL34.65HF	TL35.70/ TL38.70HF	TL43.80HF	T35.105/L	T36.120SL	T35.130S/ SLP	T35.140S	T41.140SLP	T40.180SLP
Pallet Forks, Floating /1.0 m wide/Forks included/QT/ Class III	7361568	X	X	X	X	X	X	X	X	X	X	X
Pallet Forks, Floating /1.5 m wide/Forks included/QT/ Class III	7361564	X	X	X	X	X	X	X	X	X	X	X
Pallet Forks, Floating /1.0 m wide/Forks included/MT/ Class III	7367561	X	X	X	X	X	X	X	X	X	X	X
Pallet Forks, Floating /1.5 m wide/Forks included/MT/ Class III	7367562	X	X	X	X	X	X	X	X	X	X	X
Floating Pallet Forks, 1.33 m, JCB Q-fit	7342200		X		X	X	X	X	X	X	X	X

# PALLET FORK, RIGID



	REQUIREMENTS	FEATURES & BENEFITS
	 <p>Rigid Pallet Fork: No special requirement.</p>	<ul style="list-style-type: none"> <li>• Holes in back screen for excellent fork / load visibility.</li> <li>• Gauge steel screen for long life.</li> </ul>

**Description:** This versatile attachment isn't just for picking up and placing large pallets of construction materials. It also handles any kind of bulky or bagged material, from cement bags to roof beams. Especially handy when working in tight areas or along narrow aisles. (With sideshift on the rigid fork frame.)



Quick-Tach System (QT)



Manitou Carriage System (MT)

TECHNICAL SPECIFICATIONS											
Description	Part Number	Coupling System		Frame Width (mm)	Capacity (kg)	Fork Length (mm)	Fork Width (mm)	Weight (kg)	Control Kit Required	Working Flow	First Use Installation Time
		QT	MT								
Rigid Pallet Fork & Frame, QT, W/Side Shift	7204270	X		1220	3500	1200	100	380	No	Standard	None
Rigid Pallet Fork & Frame, QT, W/Backrest, W/Side Shift	7204271	X		1257	3500	1200	100	405	No	Standard	None
Rigid Pallet Fork & Frame, QT	7204268	X		1220	4000	1200	100	300	No	Standard	None
Rigid Pallet Fork & Frame FEM III, QT, W/Backrest	7204269	X		1257	4000	1200	100	325	No	Standard	None
Rigid Pallet Fork & Frame, MT, W/Side Shift	7204529		X	1220	3500	1200	100	351	No	Standard	None
Rigid Pallet Fork & Frame, MT, W/Backrest, W/Side Shift	7204530		X	1257	3500	1200	100	376	No	Standard	None
Rigid Pallet Fork & Frame, MT	7204527		X	1220	4000	1200	100	271	No	Standard	None
Rigid Pallet Fork & Frame, MT, W/Backrest	7204528		X	1257	4000	1200	100	295	No	Standard	None

Rigid pallet forks with side-shift and backrest



## COMPATIBILITY CHARTS

	Description	Part Number	Telehandlers									
			TL26.60 TL30.60 TL30.70	TL34.65HF	TL35.70/ TL38.70HF	TL43.80HF	T35.105/L	T36.120SL	T35.130S/ SLP	T35.140S	T41.140SLP	T40.180SLP
QT	Rigid Pallet Fork & Frame, QT, W/Side Shift	7204270	X	X	X	X						
	Rigid Pallet Fork & Frame, QT, W/Backrest, W/Side Shift	7204271	X	X	X	X						
	Rigid Pallet Fork & Frame, QT	7204268	X	X	X	X	X	X	X	X	X	X
	Rigid Pallet Fork & Frame FEM III, QT, W/Backrest	7204269	X	X	X	X	X	X	X	X	X	X
MT	Rigid Pallet Fork & Frame, MT, W/Side Shift	7204529	X	X	X	X						
	Rigid Pallet Fork & Frame, MT, W/Backrest, W/Side Shift	7204530	X	X	X	X						
	Rigid Pallet Fork & Frame, MT	7204527	X	X	X	X	X	X	X	X	X	X
	Rigid Pallet Fork & Frame Assy, MT	7204528	X	X	X	X	X	X	X	X	X	X

## OPTIONS / ACCESSORIES

Description	Part Number
Rigid Backrest class II and III **	7202274
Rigid Side Shift Carriage 200 mm, class III	7194870
Rigid Bale Spike class III (1 piece)	7194871
Rigid fork frame QT FEM III	7194863
Rigid fork frame MT FEM III	7194867

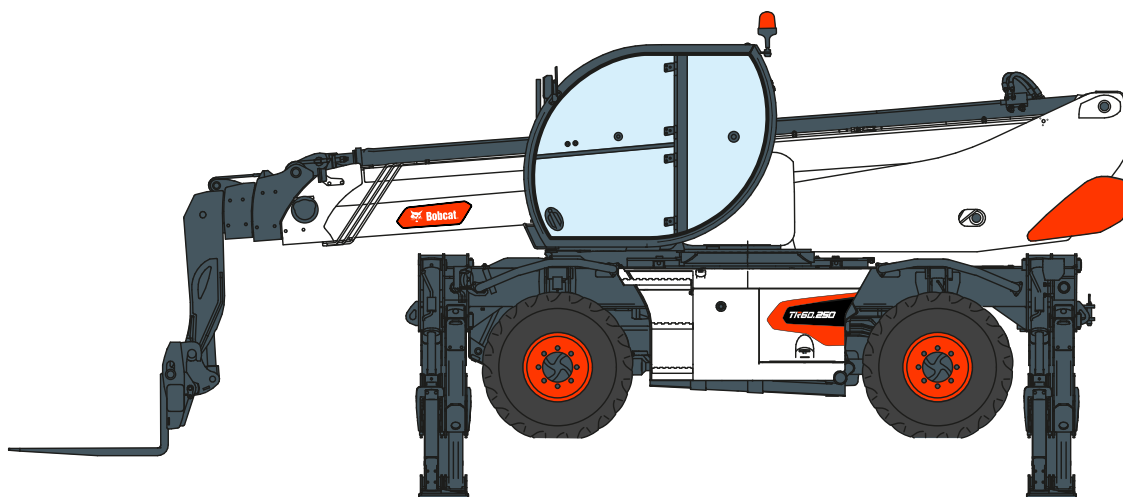


\*\* To be ordered through Bobcat Parts





# ROTARY TELESCOPIC HANDLERS









# BUCKET, LIGHT MATERIAL



	REQUIREMENTS	FEATURES & BENEFITS
	 <p>Light Material Bucket: No special requirement.</p>	<ul style="list-style-type: none"> <li>• Ideal for handling any light weight material</li> <li>• Good cutting edge visibility</li> <li>• Excellent bucket breakout force for better digging and easier bucket filling</li> </ul>

**Description:** The large capacity of the Light Material Bucket is suitable for loading and handling various light weight materials such as aggregates, sand, gravel, mulch, snow and grain.



## TECHNICAL SPECIFICATIONS

Description	Part Number	Width (mm)	Capacity (L)	Weight (kg)
Light Material Bucket, 2450 mm, 1000 L	7421759	2450	1000	435

## COMPATIBILITY CHARTS

Description	Part Number	Rotary Telescopic Handlers									
		TR40.180	TR50.180	TR50.210	TR50.250	TR60.210	TR60.250	TR70.260	TR60.300	TR60.350	TR60.390
Light Material Bucket, 2450 mm, 1000 L	7421759	X	X	X	X	X	X	X	X	X	X

# BUCKET, WASTE

	REQUIREMENTS	FEATURES & BENEFITS
 	<p>Waste Bucket: No special requirement.</p>	<ul style="list-style-type: none"> <li>• Designed for loading, carrying or sorting aggregates around the jobsite</li> <li>• Strong design guaranteeing long product life</li> <li>• Excellent breakout force for easier bucket filling</li> </ul>



**Description:** Optimized engineering design to move aggregates around the jobsite.

TECHNICAL SPECIFICATIONS				
Description	Part Number	Width (mm)	Capacity (L)	Weight (kg)
Waste Bucket, 2400 mm, 2000 L	7421762	2410	2000	490

COMPATIBILITY CHARTS											
Description	Part Number	Rotary Telescopic Handlers									
		TR40.180	TR50.180	TR50.210	TR50.250	TR60.210	TR60.250	TR70.260	TR60.300	TR60.350	TR60.390
Waste Bucket, 2400 mm, 2000 L	7421762	X	X	X	X	X	X	X	X	X	X

# CONCRETE BASKET



	REQUIREMENTS	FEATURES & BENEFITS
	 Concrete Basket: Use of forks is a requirement.	<ul style="list-style-type: none"> <li>• Basket is equipped with hydraulic opening that can be operated from the cabin (therefore it has to be mounted on forks).</li> <li>• The concrete basket is locked by a chain to the pallet fork frame for safety reason.</li> <li>• Reduces damage to turf and underground utilities caused by using large concrete trucks.</li> </ul>


**Description:** With this attachment, you can quickly pour your concrete wherever it is needed. With the hydraulic opening system, emptying the 600 l bucket is simple.

TECHNICAL SPECIFICATIONS								
Description	Part Number	Width (mm)	Length (mm)	Height with lifting handle (mm)	Capacity (L)	Opening	Weight (kg)	First Use Installation Time
Concrete Basket, 600 L	7421792	1180	1130	2020	600	Hydraulic	197	None

COMPATIBILITY CHARTS											
Description	Part Number	Rotary Telescopic Handlers									
		TR40.180	TR50.180	TR50.210	TR50.250	TR60.210	TR60.250	TR70.260	TR60.300	TR60.350	TR60.390
Concrete Basket, 600 L	7421792	X	X	X	X	X	X	X	X	X	X



# JIB, CRANE


	REQUIREMENTS	FEATURES & BENEFITS
	Crane Jib: No special requirement.	<ul style="list-style-type: none"> <li>• Homologated hook included</li> <li>• Metal pedestal as standard for easy storage</li> </ul>

**Description:** The use of hooks can increase your working scope considerably when you are placing suspended loads. Provided with metal pedestals for easy storage as standard.

TECHNICAL SPECIFICATIONS					
Description	Part Number	Length (mm)	Capacity (kg)	Weight (kg)	First Use Installation Time
Crane Jib, 6.0 t, 0.5 m	7421765	500	6000	140	None
Crane Jib, 8.0 t, 1.1 m	7421768	1102	8000	190	None

COMPATIBILITY CHARTS											
Description	Part Number	Rotary Telescopic Handlers									
		TR40.180	TR50.180	TR50.210	TR50.250	TR60.210	TR60.250	TR70.260	TR60.300	TR60.350	TR60.390
Crane Jib, 6.0 t, 0.5 m	7421765	X	X	X	X	X	X	X	X	X	X
Crane Jib, 8.0 t, 1.1 m	7421768	X	X	X	X	X	X	X	X	X	X

# JIB, EXTENSION

	REQUIREMENTS	FEATURES & BENEFITS
 <p>Extension Jib: No special requirement.</p>		<ul style="list-style-type: none"> <li>• Robust design guaranteeing durability of the attachment</li> <li>• Homologated hook included</li> <li>• Perfect to handle construction materials</li> </ul>

**Description:** Use a handy extension jib to position loads in places that would otherwise be difficult to access. The jib increases your forward reach.

TECHNICAL SPECIFICATIONS					
Description	Part Number	Length (mm)	Capacity (kg)	Weight (kg)	First Use Installation Time
Extension Jib, 0.6 t, 3.9 m	7421771	3950	600	245	None
Extension Jib, 2.0 t, 2.7 m	7421774	2700	2000	280	None

COMPATIBILITY CHARTS											
Description	Part Number	Rotary Telescopic Handlers									
		TR40.180	TR50.180	TR50.210	TR50.250	TR60.210	TR60.250	TR70.260	TR60.300	TR60.350	TR60.390
Extension Jib, 0.6 t, 3.9 m	7421771	X	X	X	X	X	X	X	X	X	X
Extension Jib, 2.0 t, 2.7 m	7421774	X	X	X	X	X	X	X	X	X	X

# JIB, EXTENSION, WITH WINCH

	REQUIREMENTS	FEATURES & BENEFITS
	 <p data-bbox="619 636 911 680">Extension Jib and Winch: No special requirement.</p>	<ul data-bbox="970 349 1294 456" style="list-style-type: none"> <li>• Extension jib from 2.16 m to 7.1 m</li> <li>• Built-in hydraulic winch</li> <li>• Cable pressing roller</li> <li>• Horizontality indicator</li> <li>• Hydraulic ascent and descent limit stops</li> </ul>



**Description:** Use a handy extension jib to position loads in places that would otherwise be difficult to access. The jib equipped with winch increases your forward reach.

TECHNICAL SPECIFICATIONS						
Description	Part Number	Width (mm)	Capacity (kg)	Length (mm)	Weight (kg)	First Use Installation Time
Extension Jib with Winch, 0.8 t, 7.1 m	7421786	1090	800	7100	670	None
Extension Jib with Winch, 1.5 t, 2.2 m	7421789	1090	1500	2160	400	None

COMPATIBILITY CHARTS											
Description	Part Number	Rotary Telescopic Handlers									
		TR40.180	TR50.180	TR50.210	TR50.250	TR60.210	TR60.250	TR70.260	TR60.300	TR60.350	TR60.390
Extension Jib with Winch, 0.8 t, 7.1 m	7421786	X	X	X	X	X	X	X	X	X	X
Extension Jib with Winch, 1.5 t, 2.2 m	7421789	X	X	X	X	X	X	X	X	X	X



# MAN PLATFORM, EXPANDABLE


	REQUIREMENTS	FEATURES & BENEFITS
	 <p>Man Platforms: No special requirement.</p>	<ul style="list-style-type: none"> <li>• Extendable design</li> <li>• +/- 90° rotation</li> <li>• Galvanised, reinforced steel structure</li> <li>• Non-slip floor for maximum safety</li> <li>• Equipped with overload sensor</li> <li>• Practical anti-shock system which ensures smooth, even rotational movements when stopping and starting movement</li> <li>• Extension system allowing you to gain one metre per side.</li> <li>• Equipped with practical fork slots for movement during storage</li> </ul>

**Description:** Use the man platform for great flexibility in work, working with scaffoldings or other applications in heights, while simplifying and speeding up the job.

TECHNICAL SPECIFICATIONS								
Description	Part Number	Platform Dimension (mm)	Capacity (kg)	Maximum People	Rotation	Expandable	Weight (kg)	First Use Installation Time
Man Platform, Rotating, Expandable, 2.35 m - 4.5 m, 500 kg, without R/C	7421799	2350 - 4530 × 1100	500	3	± 90° hydraulic	Yes	730	None
Man Platform, Rotating, Expandable, 2.35 m - 4.7 m, 1000 kg, without R/C	7421802	2384 - 4685 × 1100	1000	3	± 90° hydraulic	Yes	925	None

COMPATIBILITY CHARTS											
Description	Part Number	Rotary Telescopic Handlers									
		TR40.180	TR50.180	TR50.210	TR50.250	TR60.210	TR60.250	TR70.260	TR60.300	TR60.350	TR60.390
Man Platform, Rotating, Expandable, 2.35 m - 4.5 m, 500 kg, without R/C	7421799	X	X	X	X	X	X	X	X	X	X
Man Platform, Rotating, Expandable, 2.35 m - 4.7 m, 1000 kg, without R/C	7421802	X	X	X	X	X	X	X	X	X	X

# MAN PLATFORM, EXPANDABLE, ROOFING


	REQUIREMENTS	FEATURES & BENEFITS
	<p>Man Platforms: No special requirement.</p>	<ul style="list-style-type: none"> <li>• +/-90° rotation</li> <li>• Approved to carry three people</li> <li>• Suitable for egress at height thanks to an openable guide which facilitates operator ingress/egress</li> <li>• Sensors to disable movements with the basket open</li> <li>• Galvanised, reinforced steel structure</li> <li>• Non-slip floor covering for maximum safety</li> <li>• Equipped with overload sensor</li> <li>• Anti-shock system ensures smooth, even rotational movements when stopping and starting movement</li> </ul>

**Description:** Use the man platform for great flexibility in work, working with scaffoldings or other applications in heights, while simplifying and speeding up the job.

TECHNICAL SPECIFICATIONS								
Description	Part Number	Platform Dimension (mm)	Capacity (kg)	Maximum People	Rotation	Expandable	Weight (kg)	First Use Installation Time
Man Platform, Rotating, Expandable, 2.50 m - 3,5 m, 1000 kg, for Roofs, without R/C	7421808	Open: 3500 × 1800 Closed: 2500 × 1800	1000	3	± 90° hydraulic	Yes	1190	None

COMPATIBILITY CHARTS											
Description	Part Number	Rotary Telescopic Handlers									
		TR40.180	TR50.180	TR50.210	TR50.250	TR60.210	TR60.250	TR70.260	TR60.300	TR60.350	TR60.390
Man Platform, Rotating, Expandable, 2.50 m - 3,5 m, 1000 kg, for Roofs, without R/C	7421808	X	X	X	X	X	X	X	X	X	X

# MAN PLATFORM WITH WINCH, EXPANDABLE

	REQUIREMENTS	FEATURES & BENEFITS
	<p>Man Platforms: No special requirement.</p>	<ul style="list-style-type: none"> <li>• +/- 90° rotation</li> <li>• Approved for three people</li> <li>• Galvanised, reinforced steel structure</li> <li>• Non-slip floor for maximum safety</li> <li>• Equipped with overload sensor</li> <li>• Anti-shock system which ensures smooth, even rotational movements when stopping and starting movement</li> <li>• Extension system allowing you to gain one metre per side</li> <li>• Fork slots for easy movement during storage</li> <li>• Equipped with a winch of 600 kg capacity</li> </ul>



**Description:** Use the man platform for great flexibility in work, working with scaffoldings or other applications in heights, while simplifying and speeding up the job.

TECHNICAL SPECIFICATIONS										
Description	Part Number	Platform Dimension (mm)	Capacity (kg)	Maximum People	Rotation	Expendable	Winch capacity (kg)	Winch operating lift	Weight (kg)	First Use Installation Time
Man Platform, Rotating, Expandable, 2.4 m - 4.5 m, 500 kg, winch 600 kg, without R/C	7421805	2350 - 4500 × 1100	500	3	± 90° hydraulic	Yes	600	0 - 64° hydraulic	1080	None

COMPATIBILITY CHARTS											
Description	Part Number	Rotary Telescopic Handlers									
		TR40.180	TR50.180	TR50.210	TR50.250	TR60.210	TR60.250	TR70.260	TR60.300	TR60.350	TR60.390
Man Platform, Rotating, Expandable, 2.4 m - 4.5 m, 500 kg, winch 600 kg, without R/C	7421805	X	X	X	X	X	X	X	X	X	X



# MAN PLATFORM, FIXED, TELESCOPIC


	REQUIREMENTS	FEATURES & BENEFITS
 	Man Platforms: No special requirement.	<ul style="list-style-type: none"> <li>• +/- 90° rotation</li> <li>• Approved to carry two people</li> <li>• Galvanised, reinforced steel structure</li> <li>• Non-slip floor covering for maximum safety</li> </ul>

**Description:** Use the man platform for great flexibility in work, working with scaffoldings or other applications in heights, while simplifying and speeding up the job.

TECHNICAL SPECIFICATIONS											
Description	Part Number	Platform Dimension (mm)	Capacity (kg)	Maximum People	Rotation	Expendable	Telescopic Reach (m)	Telescopic Height (m)	Length of Boom (mm)	Weight (kg)	First Use Installation Time
Man Platform, Fixed, 0.67 m × 1.4 m, 200 kg, Telescopic, without R/C	7421805	1400 × 700	200	2	± 90° hydraulic	No	6.4 - 10.2	6.4 - 9.8	3330	940	None

COMPATIBILITY CHARTS											
Description	Part Number	Rotary Telescopic Handlers									
		TR40.180	TR50.180	TR50.210	TR50.250	TR60.210	TR60.250	TR70.260	TR60.300	TR60.350	TR60.390
Man Platform, Fixed, 0.67 m × 1.4 m, 200 kg, Telescopic, without R/C	7421805	X	X	X	X	X	X	X	X	X	X

# MAN PLATFORM, POSITIVE/NEGATIVE TELESCOPIC




	REQUIREMENTS	FEATURES & BENEFITS
	<p>Man Platforms: No special requirement.</p>	<ul style="list-style-type: none"> <li>• 340 degrees hydraulic rotation</li> <li>• Maximum capacity of 200 kg</li> <li>• Approved to carry two people</li> <li>• Galvanised, reinforced steel structure</li> <li>• Non-slip floor covering for maximum safety</li> <li>• Equipped with boom position sensor, which can be easily consulted on the display in the cab</li> </ul>

**Description:** Use the man platform for great flexibility in work, working with scaffoldings or other applications in heights, while simplifying and speeding up the job.

TECHNICAL SPECIFICATIONS											
Description	Part Number	Platform Dimension (mm)	Capacity (kg)	Maximum People	Rotation	Expendable	Telescopic Reach (m)	Telescopic Height (m)	Length of Boom (mm)	Weight (kg)	First Use Installation Time
Man Platform, Rotating, 0.80 m × 1.2 m, 200 kg, Telescopic, Positive/Negative, without R/C	7421814	1240 × 800	200	2	340° hydraulic	No	5.1 - 6.9	5 - 6.7	1800	1050	None

COMPATIBILITY CHARTS											
Description	Part Number	Rotary Telescopic Handlers									
		TR40.180	TR50.180	TR50.210	TR50.250	TR60.210	TR60.250	TR70.260	TR60.300	TR60.350	TR60.390
Man Platform, Rotating, 0.80 m × 1.2 m, 200 kg, Telescopic, Positive/Negative, without R/C	7421814	X	X	X	X	X	X	X	X	X	X

# MAN PLATFORM, RIGID

	REQUIREMENTS	FEATURES & BENEFITS
  	<p>Man Platforms: No special requirement.</p>	<ul style="list-style-type: none"> <li>• Accommodates up to 2 people</li> <li>• Galvanized reinforced steel structure</li> <li>• Non-slip floor to ensure maximum safety</li> </ul>

**Description:** Use the man platform for great flexibility in work, working with scaffoldings or other applications in heights, while simplifying and speeding up the job.




TECHNICAL SPECIFICATIONS								
Description	Part Number	Platform Dimension (mm)	Capacity (kg)	Maximum People	Rotation	Expendable	Weight (kg)	First Use Installation Time
Man Platform, Rigid, 1.4 m, 250 kg, without R/C	7421795	1400 × 700	250	2	No	No	940	None

COMPATIBILITY CHARTS											
Description	Part Number	Rotary Telescopic Handlers									
		TR40.180	TR50.180	TR50.210	TR50.250	TR60.210	TR60.250	TR70.260	TR60.300	TR60.350	TR60.390
Man Platform, Rigid, 1.4 m, 250 kg, without R/C	7421795	X	X	X	X	X	X	X	X	X	X





# PALLET FORKS, FLOATING

	REQUIREMENTS	FEATURES & BENEFITS
 	 <p>Pallet forks: No special requirement</p>	<ul style="list-style-type: none"> <li>• Pick up and place pallets to and from truck beds, scaffoldings and rooftops</li> <li>• Foldable forks for road circulation</li> <li>• Forks are independently adjustable</li> <li>• Forks can easily adapt to uneven ground conditions thanks to the eyebolt feature on frame</li> </ul>

**Description:** Use this versatile attachment to lift, carry, stack or place all types of pallet materials even on rough and uneven surfaces in construction sites, municipal projects, industrial areas and farms. Floating forks are free to swing while always remaining level with the ground, to avoid load spillage.



TECHNICAL SPECIFICATIONS						
Description	Part Number	Frame width (mm)	Fork Length (mm)	Capacity (kg)	Weight (kg)	First Use Installation Time
Pallet Fork Frame Floating, 1.3 m wide, 5.0 t capacity, Forks included	7435022	1300	1200	5000	235	None
Pallet Fork Frame Floating, 1.3 m wide, 6.0 t capacity, Forks included	7421746	1300	1200	6000	300	None
Pallet Fork Frame Floating, 1.3 m wide, 8.0 t capacity, Forks included	7421750	1300	1200	8000	350	None

COMPATIBILITY CHARTS											
Description	Part Number	Rotary Telescopic Handlers									
		TR40.180	TR50.180	TR50.210	TR50.250	TR60.210	TR60.250	TR70.260	TR60.300	TR60.350	TR60.390
Pallet Fork Frame Floating, 1.3 m wide, 5.0 t capacity, Forks included	7435022	X	X	X	X	X	X	X	X	X	X
Pallet Fork Frame Floating, 1.3 m wide, 6.0 t capacity, Forks included	7421746	X	X	X	X	X	X	X	X	X	X
Pallet Fork Frame Floating, 1.3 m wide, 8.0 t capacity, Forks included	7421750	X	X	X	X	X	X	X	X	X	X

OPTIONS / ACCESSORIES			
Description	Part Number	Weight (kg)	First Use Installation Time
Backrest for Floating forks frame **	7421744	13	None

# PALLET FORKS, RIGID



	REQUIREMENTS	FEATURES & BENEFITS
	 <p>Pallet forks: No special requirement</p>	<ul style="list-style-type: none"> <li>• Pick up and place pallets to and from truck beds, scaffoldings and rooftops</li> <li>• Adjustable forkspacing</li> </ul>

**Description:** This versatile attachment isn't just for picking up and placing large pallets of construction materials. It also handles any kind of bulky or bagged material, from cement bags to roof beams. Especially handy when working in tight areas or along narrow aisles.



TECHNICAL SPECIFICATIONS						
Description	Part Number	Frame width (mm)	Fork Length (mm)	Capacity (kg)	Weight (kg)	First Use Installation Time
Pallet Forks Frame Rigid, FEM, 1.3 m wide, 6.0 t capacity, Forks included	7421753	1300	1200	6000	415	None

COMPATIBILITY CHARTS											
Description	Part Number	Rotary Telescopic Handlers									
		TR40.180	TR50.180	TR50.210	TR50.250	TR60.210	TR60.250	TR70.260	TR60.300	TR60.350	TR60.390
Pallet Forks Frame Rigid, FEM, 1.3 m wide, 6.0 t capacity, Forks included	7421753	X	X	X	X	X	X	X	X	X	X

OPTIONS / ACCESSORIES			
Description	Part Number	Weight (kg)	First Use Installation Time
Backrest for FEM forks frame **	7422273	17	None



# PALLET FORKS, ROTATING

	REQUIREMENTS	FEATURES & BENEFITS
  <p>Pallet forks: No special requirement</p>		<ul style="list-style-type: none"> <li>• Pick up and place pallets to and from truck beds, scaffoldings and rooftops</li> <li>• +/- 90° rotation</li> <li>• Adjustable forkspacing</li> </ul>


**Description:** This versatile attachment isn't just for picking up and placing large pallets of construction materials. It also handles any kind of bulky or bagged material, from cement bags to roof beams. +/-90° rotation capability makes it the perfect attachment when working in tight areas or placing material within buildings.

TECHNICAL SPECIFICATIONS							
Description	Part Number	Frame width (mm)	Fork Length (mm)	Rotation	Capacity (kg)	Weight (kg)	First Use Installation Time
Pallet Forks Frame Rotating, FEM, 1.3 m wide, 2.5 t capacity, Forks included	7421756	1300	1200	± 90° hydraulic	2500	830	None

COMPATIBILITY CHARTS											
Description	Part Number	Rotary Telescopic Handlers									
		TR40.180	TR50.180	TR50.210	TR50.250	TR60.210	TR60.250	TR70.260	TR60.300	TR60.350	TR60.390
Pallet Forks Frame Rotating, FEM, 1.3 m wide, 2.5 t capacity, Forks included	7421756	X	X	X	X	X	X	X	X	X	X

OPTIONS / ACCESSORIES			
Description	Part Number	Weight (kg)	First Use Installation Time
Backrest for FEM forks frame **	7422273	17	None

# RIB HANDLER



	REQUIREMENTS	FEATURES & BENEFITS
	Rib Handler: No special requirement.	<ul style="list-style-type: none"> <li>Clamp made of high-strength material for positioning the ribs comprising the supporting arches for tunnel construction.</li> </ul>

**Description:** With this attachment you can mount arches in tunnels safely and efficiently. The grab can tilt up to 46°, and rotate 65°. What's more, set-up is quick and easy.

TECHNICAL SPECIFICATIONS						
Description	Part Number	Capacity (kg)	Tilting capacity	Rotation	Weight (kg)	First Use Installation Time
Rib Handler, 4.0 t	7421817	4000	46°	± 65° manual	740	None

COMPATIBILITY CHARTS											
Description	Part Number	Rotary Telescopic Handlers									
		TR40.180	TR50.180	TR50.210	TR50.250	TR60.210	TR60.250	TR70.260	TR60.300	TR60.350	TR60.390
Rib Handler, 4.0 t	7421817	X	X	X	X	X	X	X	X	X	X



	REQUIREMENTS	FEATURES & BENEFITS
	 Winch: No special requirement	<ul style="list-style-type: none"> <li>• Hydraulic ascent and descent limit stops</li> <li>• Homologated hook included</li> <li>• Metal pedestal as standard for easy storage</li> </ul>

**Description:** Turn your handler into a crane by choosing one of our Bobcat hydraulic winches available to raise and lower loads without moving the boom. Their engineering design guarantees maximum performance while also giving you a smooth operation.

TECHNICAL SPECIFICATIONS							
Description	Part Number	Width (mm)	Rope diameter (mm)	Maximum Rope Length (m)	Capacity (kg)	Weight (kg)	First Use Installation Time
Winch 3.5 t	7421777	1090	10	54	3500	450	None
Winch 6.0 t	7421780	1090	12	58	6000	520	None
Winch 8.0 t	7421783	1090	16	88	8000	960	None

COMPATIBILITY CHARTS											
Description	Part Number	Rotary Telescopic Handlers									
		TR40.180	TR50.180	TR50.210	TR50.250	TR60.210	TR60.250	TR70.260	TR60.300	TR60.350	TR60.390
Winch 3.5 t	7421777	X	X	X	X	X	X	X	X	X	X
Winch 6.0 t	7421780	X	X	X	X	X	X	X	X	X	X
Winch 8.0 t	7421783	X	X	X	X	X	X	X	X	X	X





Bobcat

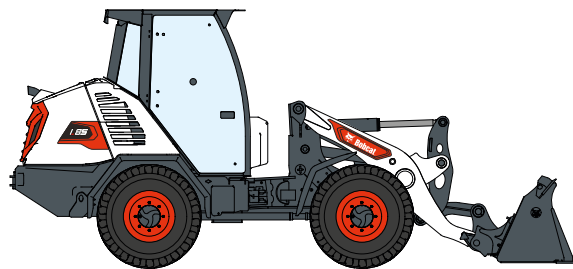
Bobcat

EROLHUIS





# COMPACT WHEEL LOADERS









# ANGLE BROOM



REQUIREMENTS	FEATURES & BENEFITS												
<table border="1"> <thead> <tr> <th>QT/BT Adapter</th> <th>Angle Broom</th> <th>Attachment Control Kit</th> </tr> <tr> <th>①</th> <th>②</th> <th>③</th> </tr> </thead> <tbody> <tr> <td colspan="3" style="text-align: center;"> </td> </tr> <tr> <td colspan="3">           Angle Broom: Loader must be equipped with a 7-pin Attachment Control Kit.         </td> </tr> </tbody> </table>	QT/BT Adapter	Angle Broom	Attachment Control Kit	①	②	③				Angle Broom: Loader must be equipped with a 7-pin Attachment Control Kit.			<ul style="list-style-type: none"> <li>• Sweep flush to a curb or wall on right side.</li> <li>• Adjust the broom angle with fingertip controls.</li> <li>• High-torque motor for heavy material.</li> <li>• Proven, replaceable wafer bristles.</li> <li>• Polypropylene bristle material for long life.</li> <li>• Reversible rotation.</li> </ul>
QT/BT Adapter	Angle Broom	Attachment Control Kit											
①	②	③											
Angle Broom: Loader must be equipped with a 7-pin Attachment Control Kit.													

**Description:** Dirt, dried mud, light snow and other debris are quickly and efficiently swept away with this hydraulically driven attachment. Whether you're sweeping driveways, farmyards or warehouses, you can depend on the angle broom to get the job done right.



TECHNICAL SPECIFICATIONS											
Description	Part Number	Sweeping Width (mm)	Sweeping Width Fully Angled (mm)	Brush Diameter (mm)	Number of Bristle Sections (zigzag - straight)	Degree of Angle	Flow Range (L/min)	Weight (kg)	Control Kit Required	Working Flow	First Use Installation Time
Angle Broom, Reversible, 213 cm (ACD)	7337715	2134	1956 @ 25°	813	48 - 2	± 25° (hydr. cyl.)	57.0 - 106.0	428	Yes	Standard / High Flow	None

COMPATIBILITY CHARTS						
Description	Part Number	Compact Wheel Loaders				
		L75 Bob-Tach™	L75 Quick-Tach	L85 Bob-Tach™	L85 Quick-Tach	
① QT/BT Adapter required	7429653		X		X	
② Angle Broom, Reversible, 213 cm (ACD)	7337715	X <sup>1</sup>	X <sup>1</sup>	X <sup>1</sup>	X <sup>1</sup>	
Note: 7-Pin Attachment Control Kit is installed as standard on High Flow (H) machines.						
③ 7-Pin Attachment Control Kit**	7422930	X	X	X	X	

<sup>1</sup> Carrier to be equipped with Attachments Control Device (ACD) option  
 \*\* To be ordered through Bobcat Parts



# BUCKET (GP), GENERAL PURPOSE

		REQUIREMENTS	FEATURES & BENEFITS
			 <p>General Purpose Buckets (GP): Have predrilled holes to accept bolt-on cutting edge or bolt-on teeth.</p> <ul style="list-style-type: none"> <li>• Round back design enhances bucket loading and cleanout</li> <li>• Low heel makes cutting grade and backdragging easier</li> <li>• Optional reversible cutting edges and teeth</li> <li>• Thick side walls with weld-on side cutters to increase strength and extend bucket life</li> <li>• Dual level indicators for operators guidance</li> </ul>

**Description:** General purpose buckets can tackle a variety of applications. These buckets are ideal for light duty and medium duty grading and levelling applications as well as loading, carrying and material handling.

TECHNICAL SPECIFICATIONS										
Description	Part Number	Width (cm)	Capacity (L)	Heaped Capacity (m <sup>3</sup> )	Bucket Back Angle (°)	Accepts Maximum Number of Teeth	Weight (kg)	Length (cm)	Height (cm)	First Use Installation Time
Bucket, General Purpose 190 cm, Bob-Tach™	7427815	1900	800	0.8	65	9	291	85	80	None
Bucket, General Purpose 190 cm, Bob-Tach™	7427816	1900	650	0.65	65	9	251	77	72	None
Bucket, General Purpose 190 cm, Quick-Tach	7369957	1900	800	0.8	N/A	9	280	89	79	None
Bucket, General Purpose 190 cm, Quick-Tach	7369956	1900	650	0.65	N/A	9	242	77	75	None

COMPATIBILITY CHARTS					
Description	Part Number	Compact Wheel Loaders			
		L75 Bob-Tach™	L75 Quick-Tach	L85 Bob-Tach™	L85 Quick-Tach
Bucket, General Purpose 190 cm, Bob-Tach™	7427815	1300		1600	
Bucket, General Purpose 190 cm, Bob-Tach™	7427816	1600		2000	
Bucket, General Purpose 190 cm, Quick-Tach	7369957		1300		1600
Bucket, General Purpose 190 cm, Quick-Tach	7369956		1600		2000

OPTIONS / ACCESSORIES	
Description	Part Number
Tooth kit**	7423018
Reversible cutting edge kit**	7423019

**COMPATIBILITY TABLE SHOWS MAXIMUM ALLOWED MATERIAL DENSITY IN KG/M<sup>3</sup> FOR GIVEN COMBINATION OF BUCKET AND CARRIER.**



# BUCKET, LIGHT MATERIAL



## REQUIREMENTS

## FEATURES & BENEFITS



Light Material Buckets: Have predrilled holes to accept bolt-on cutting edge

- Round back design enhances bucket loading and cleanout
- Long bottom design for fast material loading
- Optional reversible bolt-on cutting edge available for heavy duty applications

**Description:** The large volume of Bobcat light material buckets makes them the perfect for loading and handling a variety of lightweight materials, such as mulch, snow or grain.

## TECHNICAL SPECIFICATIONS

Description	Part Number	Width (cm)	Capacity (L)	Heaped Capacity (m <sup>3</sup> )	Bucket Back Angle (°)	Weight (kg)	Length (cm)	Height (cm)	First Use Installation Time
Bucket, Light Material 190 cm, Bob-Tach™	7352445	1900	1250	1.25	65	347	113	94	None
Bucket, Light Material 190 cm, Bob-Tach™	7352444	1900	1050	1.05	65	322	103	87	None
Bucket, Light Material 190 cm, Quick-Tach	7378883	1900	1250	1.25	N/A	325	110	93	None
Bucket, Light Material 190 cm, Quick-Tach	7378882	1900	1050	1.05	N/A	306	100	90	None

## COMPATIBILITY CHARTS

Description	Part Number	Compact Wheel Loaders			
		L75 Bob-Tach™	L75 Quick-Tach	L85 Bob-Tach™	L85 Quick-Tach
Bucket, Light Material 190 cm, Bob-Tach™	7352445	800		950	
Bucket, Light Material 190 cm, Bob-Tach™	7352444	950		1200	
Bucket, Light Material 190 cm, Quick-Tach	7378883		800		950
Bucket, Light Material 190 cm, Quick-Tach	7378882		950		1200



## OPTIONS / ACCESSORIES

Description	Part Number
Reversible cutting edge kit**	7423019

**COMPATIBILITY TABLE SHOWS MAXIMUM ALLOWED MATERIAL DENSITY IN KG/M<sup>3</sup> FOR GIVEN COMBINATION OF BUCKET AND CARRIER.**

# BUCKET, COMBINATION



	REQUIREMENTS	FEATURES & BENEFITS
	<div style="display: flex; justify-content: space-around;"> <div style="text-align: center;"> <p>Combination Bucket</p> <p>①</p> </div> <div style="text-align: center;"> <p>Attachment Control Kit</p> <p>②</p> </div> </div>  <p>Combination Buckets: Have predrilled holes to accept bolt-on cutting edge or bolt-on teeth</p>	<ul style="list-style-type: none"> <li>• Ideal for dozing, grappling, levelling, digging, loading and dumping applications</li> <li>• Built with heavy duty cutting edges for long product life</li> <li>• Thanks to the opening design, the bucket can be used for clamping materials in construction, recycling, forestry or other applications, while fully opening it can enable the operator to use it as a dozer blade if needed</li> <li>• Optional bolt-on teeth and reversible cutting edge available</li> </ul>

**Description:** Dozing, levelling, grappling, digging, loading and dumping, this multipurpose bucket does it all. Use it for demolition, construction, landscaping and municipal jobsites. It's designed to provide optimum digging force and the interlocking serrated grapple edges to hold objects securely.


TECHNICAL SPECIFICATIONS										
Description	Part Number	Width (cm)	Capacity (L)	Heaped Capacity (m <sup>3</sup> )	Bucket Back Angle (°)	Accepts max. number of teeth	Weight (kg)	Length (cm)	Height (cm)	First Use Installation Time
Combination Bucket 190 cm, Bob-Tach™	7393686	1900	700	0.7	65	9	462	88	88	None
Combination Bucket 190 cm, Bob-Tach™	7393688	1900	550	0.55	65	9	414	72	88	None
Combination Bucket 190 cm, Quick-Tach	7393687	1900	700	0.7	65	9	474	90	88	None
Combination Bucket 190 cm, Quick-Tach	7393689	1900	550	0.55	65	9	424	74	88	None


COMPATIBILITY CHARTS					
Description	Part Number	Compact Wheel Loaders			
		L75 Bob-Tach™	L75 Quick-Tach	L85 Bob-Tach™	L85 Quick-Tach
Combination Bucket 190 cm, Bob-Tach™	7393686	1200		1600	
Combination Bucket 190 cm, Bob-Tach™	7393688	1600		2000	
Combination Bucket 190 cm, Quick-Tach	7393687		1200		1600
Combination Bucket 190 cm, Quick-Tach	7393689		1600		2000
Note: 7-Pin Attachment Control Kit is installed as standard on High Flow (H) machines.					
7-Pin Attachment Control kit**	7422930	X	X	X	X

OPTIONS / ACCESSORIES	
Description	Part Number
Tooth kit**	7423018
Reversible cutting edge kit**	7423019

**COMPATIBILITY TABLE SHOWS MAXIMUM ALLOWED MATERIAL DENSITY IN KG/M<sup>3</sup> FOR GIVEN COMBINATION OF BUCKET AND CARRIER.**

# BUCKET, MIXING



REQUIREMENTS			FEATURES & BENEFITS
QT/BT Adapter ①	Mixing Bucket ②	Attachment Control Kit ③	<ul style="list-style-type: none"> <li>• Side discharge system.</li> <li>• Mix and dump functions are fingertip controlled.</li> <li>• Mix while driving.</li> </ul>
			
Mixing Bucket: No special requirement.			

**Description:** This rugged, cost-effective attachment lets you mix, transport and pour concrete much more quickly than a stand alone mixer. Its compact size makes it ideal for sidewalks, driveways, finish work, footings and floors of small buildings and hard-to-reach or limited access areas.

## TECHNICAL SPECIFICATIONS

Description	Part Number	Width (cm)	Capacity (L)	Maximum Granular Size (mm)	Average Mixing Time (min.)	Flow Range (L/min)	Weight (kg)	Length (cm)	Height (cm)	First Use Installation Time
Mixing Bucket, MB250SD, BT	7185472	153	250	20	4 - 5	45 - 75	370	73	83	None

## COMPATIBILITY CHARTS

Description	Part Number	Compact Wheel Loaders			
		L75 Bob-Tach™	L75 Quick-Tach	L85 Bob-Tach™	L85 Quick-Tach
① QT/BT Adapter required	7429653		X		X
② Mixing Bucket, MB250SD, BT	7185472	X	X	X	X
Note: 7-Pin Attachment Control Kit is installed as standard on High Flow (H) machines.					
③ 7-Pin Attachment Control kit**	7422930	X	X	X	X

\*\* To be ordered through Bobcat Parts


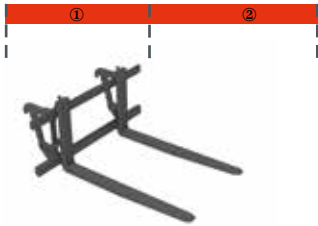
Please note that validations were still ongoing at the time of printing this document. Please get in touch with your Application Sales Manager for the latest updates.





# PALLET FORKS



	REQUIREMENTS	FEATURES & BENEFITS
	<p>Mounting Frame      Forks</p>  <p>Pallet forks: Need mounting frame &amp; forks</p>	<ul style="list-style-type: none"> <li>• Pallet fork frame optimized for compact wheel loader kinematics</li> <li>• Lower back of frame to improve visibility to load</li> </ul>



**Description:** Ideal for handling any kind of bulky or bagged material.

TECHNICAL SPECIFICATIONS							
Description	Part Number	Fork Width (cm)	Frame Weight (kg)	Max. Pallet Fork Frame Rating (kg @ mm)	Control Kit Required	Working Flow	First Use Installation Time
Pallet Fork Frame, Bob-Tach™	7353072	1900	108	2900 @ 600	No	Standard	0.25 h
Pallet Fork Frame, Quick-Tach	7353071	1900	96	2900 @ 600	No	Standard	0.25 h

COMPATIBILITY CHARTS					
Description	Part Number	Compact Wheel Loaders			
		L75 Bob-Tach™	L75 Quick-Tach	L85 Bob-Tach™	L85 Quick-Tach
① Pallet Fork Frame, Bob-Tach™	7353072	X		X	
Pallet Fork Frame, Quick-Tach	7353071		X		X
② Pallet Fork Teeth 120 cm (Set of 2)	7353061	X	X	X	X

# PLANER, SELF-LEVELLING



	REQUIREMENTS	PERFORMANCE*	FEATURES & BENEFITS
	<p>QT/BT Adapter      Planer      Attachment Control Kit</p> <p>①      ②      ③</p>  <p>Self-levelling planer: No special requirement</p>	<p>Teeth life: 20 - 50 hours Drum life: 200 - 400 hours Production rate: 40 - 50 m<sup>2</sup>/h</p> <p>* Performances are estimated only and can vary depending on the type of concrete, depth of use, operator experience, ...</p>	<ul style="list-style-type: none"> <li>• Top access panel – for easier bit service and maintenance.</li> <li>• Self-levelling feature – for following irregular surfaces.</li> <li>• Hydraulic side-shift – for planing close to walls and curbs, and to easily reposition the drum for another pass.</li> <li>• Hydraulic depth adjustment on each ski – for constant contact to the ground, even working with one ski on the curb or on the surface already milled.</li> <li>• Hydraulic planer tilting – for planing sloping surfaces or to match two uneven surfaces.</li> <li>• Direct-drive high torque motors – for low maintenance and high efficiency.</li> <li>• Bob-Tach™ mounting system with quick-connect controls – for fast, easy attachment changes.</li> </ul>

**Description:** Equipped with direct-drive, high-torque hydraulic motor. These low maintenance attachments efficiently mill asphalt or concrete. Planers feature hydraulic side-shift, hydraulic independent ski depth control and hydraulic tilting. Self-levelling ski. Make precise adjustments with fingertip controls.

TECHNICAL SPECIFICATIONS											
Description	Part Number	Maximum Cutting Width (cm)	Cutting Depth (with std drum) (cm)	Maximum Cutting Angle ± (°)	Sideshift (cm)	Minimum Planing Distance Next to Curb (cm)	Number of Bits	Weight (kg)	Control Kit Required	Working Flow	First Use Installation Time
Self-levelling Planer, 45 cm	7221391	45	15	8	65	7,5	42	742	Yes	High Flow	None
Self-levelling Planer, 60 cm	7221392	60	17	8	65	7,5	54	910	Yes	High Flow	None

COMPATIBILITY CHARTS					
Description	Part Number	Compact Wheel Loaders			
		L75 Bob-Tach™	L75 Quick-Tach	L85 Bob-Tach™	L85 Quick-Tach
① QT/BT Adapter required	7429653				X
② Self-levelling Planer, 45 cm	7221391			X <sup>12</sup>	X <sup>12</sup>
Self-levelling Planer, 60 cm	7221392			X <sup>12</sup>	X <sup>12</sup>
Note: 7-Pin Attachment Control Kit is installed as standard on High Flow (H) machines.					
③ 7-Pin Attachment Control kit**	7422930	X	X	X	X

**\* PERFORMANCES ARE ESTIMATED ONLY AND CAN VARY DEPENDING ON THE TYPE OF CONCRETE, DEPTH OF USE, OPERATOR EXPERIENCE, ...**

<sup>1</sup> Carrier to be equipped with Attachments Control Device (ACD) option

<sup>2</sup> Carrier to be equipped with High Flow (HF) option

\*\* To be ordered through Bobcat Parts

Please note that validations were still ongoing at the time of printing this document. Please get in touch with your Application Sales Manager for the latest updates.





# SALT & SAND SPREADER



REQUIREMENTS	FEATURES & BENEFITS												
<table border="1"> <thead> <tr> <th>QT/BT Adapter</th> <th>Salt &amp; Sand Spreader</th> <th>Attachment Control Kit</th> </tr> <tr> <th>①</th> <th>②</th> <th>③</th> </tr> </thead> <tbody> <tr> <td colspan="3" style="text-align: center;"> </td> </tr> <tr> <td colspan="3">           Salt &amp; Sand Spreader: No special requirement.         </td> </tr> </tbody> </table>	QT/BT Adapter	Salt & Sand Spreader	Attachment Control Kit	①	②	③				Salt & Sand Spreader: No special requirement.			<ul style="list-style-type: none"> <li>• Ideal to spread salt and sand but also fertilizers and seeds to work all year round.</li> <li>• Three gates allow you spread up to 180° and up to 8 m wide.</li> <li>• Self-loading from a stockpile like a normal bucket with a capacity of 0.33 m<sup>3</sup>.</li> <li>• An agitator is located in the hopper to facilitate the flow of caked material.</li> <li>• Large chunks of sand and salt are filtered through the screen at the top of the hopper for even, consistent flow.</li> <li>• A cab control allows you to regulate the spinner wheel rpm directly from the operator's seat.</li> </ul>
QT/BT Adapter	Salt & Sand Spreader	Attachment Control Kit											
①	②	③											
Salt & Sand Spreader: No special requirement.													

**Description:** Ideal for spreading in confined areas such as parking lots and pedestrian zones where larger equipment cannot be used. Also excellent for spreading fertiliser and seed.

TECHNICAL SPECIFICATIONS										
Description	Part Number	Width (cm)	Hopper Capacity Struck (m <sup>3</sup> )	Hopper Capacity Heaped (m <sup>3</sup> )	Spreading Pattern	Spinner Wheel Diameter (cm)	Weight (kg)	Control Kit Required	Working Flow	First Use Installation Time
Salt & Sand Spreader, HS8	7157284	138	0.27	0.33	5.6 m @ 1500 rpm 6.8 m @ 2000 rpm 8.2 m @ 2500 rpm	45	198	No	Standard	None

COMPATIBILITY CHARTS					
Description	Part Number	Compact Wheel Loaders			
		L75 Bob-Tach™	L75 Quick-Tach	L85 Bob-Tach™	L85 Quick-Tach
① QT/BT Adapter required	7429653		X		X
② Salt & Sand Spreader, HS8	7157284	X	X	X	X
Note: 7-Pin Attachment Control Kit is installed as standard on High Flow (H) machines.					
③ 7-Pin Attachment Control kit**	7422930	X	X	X	X

OPTIONS / ACCESSORIES	
Description	Part Number
Sidewalk Kit for Spreader, HS8 • Limits the spread pattern to a width of 73 cm or 94 cm, depending on the mounting location used **	7157412

\*\* To be ordered through Bobcat Parts

Please note that validations were still ongoing at the time of printing this document. Please get in touch with your Application Sales Manager for the latest updates.

# SNOW BLADE



	REQUIREMENTS	FEATURES & BENEFITS						
	<table style="width: 100%; text-align: center;"> <tr> <td style="width: 33%;">QT/BT Adapter ①</td> <td style="width: 33%;">Snow Blade ②</td> <td style="width: 33%;">Attachment Control Kit ③</td> </tr> <tr> <td colspan="3"> </td> </tr> </table> <p style="text-align: center;">Snow Blade: Includes hydraulic angle.</p>	QT/BT Adapter ①	Snow Blade ②	Attachment Control Kit ③				<ul style="list-style-type: none"> <li>Snow blades angle 30 degrees to either side, using powerful hydraulic cylinders, to help move snow where you want it</li> <li>The blade angle is adjusted from the cab using fingertip controls</li> <li>Moldboard has spring trip for component protection in case of hitting a side walk or large stone</li> <li>Adjustable depth shoes are standard equipment</li> <li>High visibility masts provided to locate blade corners for better visibility of the blade position</li> <li>Strong, high-carbon steel cutting edge for long life</li> <li>Optional rubber cutting edge to protect pavement surfaces available through Bobcat Parts for 5- to 8-foot models</li> <li>Optional end wing kit turns Bobcat snow blades into snow pushers (end wing kit available for 7-foot and 8-foot models only)</li> <li>Quick loader hook-up with the exclusive Bob-Tach™ mounting system</li> </ul>
QT/BT Adapter ①	Snow Blade ②	Attachment Control Kit ③						


**Description:** An excellent way to quickly remove light or moderate snow from sidewalks and driveways. Moldboard angles right or left up to 30°. High visibility masts help locate blade corners.

TECHNICAL SPECIFICATIONS											
Description	Part Number	Width (cm)	Working Width (fully angled) (cm)	Cutting Edge (mm)	Cylinders	Trip Springs	Optional Rubber Cutting Edge (mm)	Weight (kg)	Control Kit Required	Working Flow	First Use Installation Time
Snow Blade, HD, 244 cm	7207862	244	211	9.5x152.4	1	4	25.4x152.4	393	No	Standard	0.25 h

COMPATIBILITY CHARTS					
Description	Part Number	Compact Wheel Loaders			
		L75 Bob-Tach™	L75 Quick-Tach	L85 Bob-Tach™	L85 Quick-Tach
① QT/BT Adapter required	7429653		X		X
② Snow Blade, HD, 244 cm	7207862	X	X	X	X
Note: 7-Pin Attachment Control Kit is installed as standard on High Flow (H) machines.					
③ 7-Pin Attachment Control kit**	7422930	X	X	X	X

OPTIONS / ACCESSORIES	
Description	Part Number
Replacement Cutting Edge **	7161165
Wear Edge Kit, Rubber **	6905401
Wear Edge Kit, Poly **	7169617

Replacement Cutting Edge



Wear Edge Kit




\*\* To be ordered through Bobcat Parts

Please note that validations were still ongoing at the time of printing this document. Please get in touch with your Application Sales Manager for the latest updates.




# SNOW BLOWER






### REQUIREMENTS

### FEATURES & BENEFITS



QT/BT Adapter	Snow Blower	Attachment Control Kit
①	②	③
		
<p>Snow Blower: Includes a Hydraulic Motor Package.</p>		

- The snowblowers feature direct-drive hydraulic motors for the fan and auger; eliminating high-wear items such as gearboxes, chains, sprockets, and shear pins.
- Chute rotation is achieved by a chain and sprocket system, eliminating loose, tangled and frozen cables.
- Adjustable fan opening, allowing the operator to control the amount of air and snow entering a more efficient 15 cm deep fan.
- A new valve block is mounted directly on the fan motor and results in minimal reduction of hydraulic pressure and reduces the number of hydraulic hoses and elbows on the snowblower; no hoses on the operator entry/exit side of the attachment ensure safer operation.

**Description:** Extend your Bobcat® loader work into winter with a hydraulically driven snowblower. This attachment is ideal for clearing sidewalks, driveways and parking lots. Adjustable height skid shoes position cutting edge for gravel or pavement. Depending on model, throws snow up to 6 m.

## TECHNICAL SPECIFICATIONS

Description	Part Number	Width (mm)	Hydraulic Motor Package	Auger Diameter (mm)	Fan Diameter (mm)	Intake Diameter (mm)	Cutting Edge (mm)	Throw Distance (up to) (m)*	Weight (kg)	Control Kit Required	Working Flow
Snow Blower, 200 X 78, 6.2 Hydraulic Motor	M7004*885788	2045	6.2	356	508	635	13 x 102	6	390	Yes	Standard / High Flow

## COMPATIBILITY CHARTS

Description	Part Number	Compact Wheel Loaders			
		L75 Bob-Tach™	L75 Quick-Tach	L85 Bob-Tach™	L85 Quick-Tach
① QT/BT Adapter required	7429653				X
② Snow Blower, 200 X 78, 6.2 Hydraulic Motor	7004*885788			X <sup>12</sup>	X <sup>12</sup>
Note: 7-Pin Attachment Control Kit is installed as standard on High Flow (H) machines.					
③ 7-Pin Attachment Control kit**	7422930	X	X	X	X

\* PERFORMANCES ARE ESTIMATED ONLY AND CAN VARY DEPENDING ON THE TYPE OF CONCRETE, DEPTH OF USE, OPERATOR EXPERIENCE, ...


<sup>1</sup> Carrier to be equipped with Attachments Control Device (ACD) option


<sup>2</sup> Carrier to be equipped with High Flow (HF) option

\*\* To be ordered through Bobcat Parts



# SNOW PUSHER





QT/BT Adapter      Snow Pusher

①      ②

Snow Pusher: No special requirement.

### REQUIREMENTS

### FEATURES & BENEFITS

- The open bottom and wide body deliver pure pushing power, for maximum snow removal speed and efficiency.
- Collect and push snow with ease and speed.
- Flotation and oscillation of the moldboard keep the snow pusher in contact with the ground without damaging equipment or property, allowing for snow removal over decorative and uneven surfaces.
- When removing snow on flat surfaces, or when clearing hard packed snow, the flotation feature can be locked into a rigid position.
- The cutting edge rear support provides added strength to the moldboard.
- Exterior gusseting reduces snow build up inside the boxed blade.
- It is ideal for clearing packing lots, driveways and building sites.

**Description:** Push snow with speed and efficiency from parking lots, driveways and building sites using the Bobcat® Snow Pusher attachment. Available in 2.44 m and 3 m widths size matched to your loader and job.

TECHNICAL SPECIFICATIONS											
Description	Part Number	Width (cm)	Cutting Edge (mm)	Skid Shoes (mm)	Vertical Float (mm)	Tilt (°)	Oscillation ± (°)	Weight (kg)	Control Kit Required	Working Flow	First Use Installation Time
Snow Pusher, 244 cm	7113767	244	38.1 x 203.2	19.1 x 127	58.4	12	4.5	509	No	Standard	None
Snow Pusher, 300 cm	7116164	300	38.1 x 203.2	19.1 x 127	58.4	12	4.5	570	No	Standard	None

COMPATIBILITY CHARTS						
	Description	Part Number	Compact Wheel Loaders			
			L75 Bob-Tach™	L75 Quick-Tach	L85 Bob-Tach™	L85 Quick-Tach
①	QT/BT Adapter required	7429653		X		X
②	Snow Pusher, 244 cm	7113767	X	X	X	X
	Snow Pusher, 300 cm	7116164	X	X	X	X

Please note that validations were still ongoing at the time of printing this document. Please get in touch with your Application Sales Manager for the latest updates.




# SNOW V-BLADE





REQUIREMENTS			FEATURES & BENEFITS		
QT/BT Adapter ①	Snow V-Blade ②	Attachment Control Kit ③	<ul style="list-style-type: none"> <li>V-Blade: clear a path through deep snow.</li> <li>Straight Blade: pile large amounts of snow.</li> <li>Scoop Blade: scoop, push or pile snow.</li> <li>30° Left or Right Angle Blade: continuously push snow to either side of the loader.</li> <li>Fingertip adjustments of V-blade's five configurations.</li> <li>Multi-position frame allows blade to be raised or lowered to desired working height.</li> <li>Domed, adjustable skid shoes and trip springs provide operator and component protection.</li> <li>Optional rubber cutting edge kits available.</li> </ul>		
					
Snow V-Blade: No special requirement.					

**Description:** This versatile, hydraulically operated attachment offers five different blade configurations to help operators move snow fast. The blade has on-the-go fingertip control and angles 30° right or left to continuously push snow to either side of the loader, straight or scoop configuration to push large amounts of snow, or v-configuration to plow through the deepest snow.



TECHNICAL SPECIFICATIONS										
Description	Part Number	Width (cm)	Working Width (Scoop Blade) (cm)	Working Width (Angled 30°) (cm)	Working Width (V-Blade) (cm)	Oscillation (with Flotation Kit) ± (°)	Weight (kg)	Control Kit Required	Working Flow	First Use Installation Time
Snow V-Blade, 213 cm	6958577	213	188	190	190	10	385	Yes	Standard	None

COMPATIBILITY CHARTS						
Description	Part Number	Compact Wheel Loaders				
		L75 Bob-Tach™	L75 Quick-Tach	L85 Bob-Tach™	L85 Quick-Tach	
① QT/BT Adapter required	7429653		X		X	
② Snow V-Blade, 213 cm	6958577	X <sup>1</sup>	X <sup>1</sup>	X <sup>1</sup>	X <sup>1</sup>	
Note: 7-Pin Attachment Control Kit is installed as standard on High Flow (H) machines.						
③ 7-Pin Attachment Control kit**	7422930	X	X	X	X	

OPTIONS / ACCESSORIES	
Description	Part Number
Rubber Cutting Edge Kit, 213 cm (Includes hardware) **	6958666

<sup>1</sup> Carrier to be equipped with Attachments Control Device (ACD) option  
 \*\* To be ordered through Bobcat Parts

Please note that validations were still ongoing at the time of printing this document.  
 Please get in touch with your Application Sales Manager for the latest updates.

# SOIL AND ASPHALT SPREADER

	REQUIREMENTS	FEATURES & BENEFITS						
	<table border="1" style="width: 100%; border-collapse: collapse; text-align: center;"> <tr> <th style="width: 33%;">QT/BT Adapter</th> <th style="width: 33%;">Soil and Asphalt Spreader</th> <th style="width: 33%;">Attachment Control Kit</th> </tr> <tr> <td>①</td> <td>②</td> <td>③</td> </tr> </table> <p>Soil and Asphalt Spreader: Loader must be equipped with an Attachment Control Kit.</p>	QT/BT Adapter	Soil and Asphalt Spreader	Attachment Control Kit	①	②	③	<ul style="list-style-type: none"> <li>Hydraulic side shift</li> <li>Hydraulically adjustable side wings to guide the material</li> <li>Offset feature</li> <li>Manually adjustable thickness of the layer material</li> <li>Ease of use</li> <li>Optional third side wing kit available for special applications</li> </ul>
QT/BT Adapter	Soil and Asphalt Spreader	Attachment Control Kit						
①	②	③						

**Description:** The Bobcat Soil and Asphalt Spreader is engineered to lay asphalt and other material in order to create sidewalks, widen existing roads or fill trenches saving time and labor.

TECHNICAL SPECIFICATIONS											
Description	Part Number	Standard Width (cm)	Optional Width (cm)	Asphalt Thickness (mm)	Transverse Tilt	Side Shift	Average Working Speed (m/min)	Operating Weight (kg)	Required Oil Flow	Oil Pressure	First use installation time
Soil and Asphalt Spreader	7396290	190	196	0-100	5°	Hydraulic	50-120	675	45 l/min	250 bar	None

COMPATIBILITY CHARTS					
Description	Part Number	Compact Wheel Loaders			
		L75 Bob-Tach™	L75 Quick-Tach	L85 Bob-Tach™	L85 Quick-Tach
① QT/BT Adapter required	7429653		X		X
② Soil and Asphalt Spreader	7396290	X <sup>1</sup>	X <sup>1</sup>	X <sup>1</sup>	X <sup>1</sup>
Note: 7-Pin Attachment Control Kit is installed as standard on High Flow (H) machines.					
③ 7-Pin Attachment Control kit**	7422930	X	X	X	X

OPTIONS / ACCESSORIES			
Description	Part Number	Weight (kg)	First use installation time
External side wing kit	7403712	40	15 min

<sup>1</sup> Carrier to be equipped with Attachments Control Device (ACD) option  
 \*\* To be ordered through Bobcat Parts

Please note that validations were still ongoing at the time of printing this document.  
 Please get in touch with your Application Sales Manager for the latest updates.

250





# SWEEPER





QT/BT Adapter	Sweeper	Attachment Control Kit
①	②	③
		
Sweeper: No special requirement.		

### FEATURES & BENEFITS

- Sweeps, collects and dumps dirt and debris.
- Cleans in forward or reverse.
- Standard cutting edge of the sweeper can be used to scrape packed material.
- Optional gutter brush can be installed to increase versatility and increase sweeping width.
- Standard, reversible cutting edge doubles the service life.
- Wear compensation system dramatically increases bristle life.
- Optional steel bristles available.



**Description:** This handy attachment sweeps, collects and dumps dirt and debris. In addition, it cleans up in forward or reverse. Perfect for cleaning parking lots, sidewalks, docks and warehouses. It can also be used to spread material evenly across a site. An optional gutter brush is available.

## TECHNICAL SPECIFICATIONS

Description	Part Number	Sweeping Width (cm)	Bucket Capacity (m <sup>3</sup> )	Brush Diameter (mm)	Bristle Material	Number of Sections	Speed at Flow (rpm) (L/min)	Weight (kg)	Control Kit Required	Working Flow	First Use Installation Time
Sweeper, 213 cm	7112646	213	0.52	610	PP*	42	215 @ 57	442	No	Standard	0.25 h


\*Polypropylene

## COMPATIBILITY CHARTS

Description	Part Number	Compact Wheel Loaders			
		L75 Bob-Tach™	L75 Quick-Tach	L85 Bob-Tach™	L85 Quick-Tach
① QT/BT Adapter required	7429653		X		X
② Sweeper, 213 cm	7112646	X	X	X	X
Note: 7-Pin Attachment Control Kit is installed as standard on High Flow (H) machines.					
③ 7-Pin Attachment Control kit**	7422930	X	X	X	X

## OPTIONS / ACCESSORIES

Description	Part Number	Weight (kg)	First Use Installation Time
Gutter Brush • Includes hoses, couplers, steel bristles, mounting frame, hardware and control valve.	7122418	66	2 h
Wheel Kit • Not recommended for use with the 7122418 Gutter Brush • Limits surface damage due to scrapes and scratches • Includes hardware, two wheels and gas springs	7147900	43	1 h
Water Kit	See Water Kit Section		



WHEN GOING FORWARD OR IN REVERSE WITH THE MACHINE, FOR BEST RESULTS, BRISTLES MUST SPIN COUNTER CLOCKWISE. PREVENT ANY DUST WITH THE OPTIONAL WATER KIT.

\*\* To be ordered through Bobcat Parts

Please note that validations were still ongoing at the time of printing this document. Please get in touch with your Application Sales Manager for the latest updates.





# SMALL ARTICULATED LOADERS







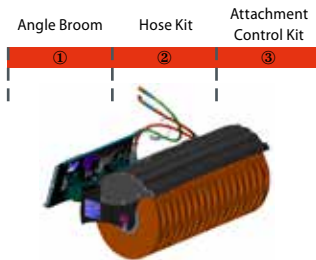


# ANGLE BROOM



## REQUIREMENTS

## FEATURES & BENEFITS



Angle Broom: Loader must be equipped with a Hose Kit and an Attachment Control Kit.

- Sweep flush to a curb or wall on right side.
- Adjust the broom angle with fingertip controls on a cab-mounted attachment control kit (sold separately).
- High-torque motor for heavy material.
- Proven, replaceable wafer bristles.
- Polypropylene bristle material for long life.

**Description:** Dirt, dried mud, light snow and other debris are quickly and efficiently swept away with this hydraulically driven attachment. Whether you're sweeping driveways, farmyards or warehouses, you can depend on the angle broom to get the job done right.

## TECHNICAL SPECIFICATIONS

Description	Part Number	Sweeping Width (mm)	Sweeping Width Fully Angled (mm)	Brush Diameter (mm)	Number of Bristle Sections (zigzag - straight)	Degree of Angle	Flow Range (L/min)	Weight (kg)	Control Kit Required	Working Flow	First Use Installation Time
Angle Broom, Reversible, 132 cm (ACD)	7394466	1308	1200 @ 25°	660	25 - 2	± 25° (hydr. cyl.)	34.0 - 45.0	161	Yes	Standard / High Flow	None
Angle Broom, Reversible, 161 cm (ACD)	7394472	1613	1470 @ 25°	660	25 - 2	± 25° (hydr. cyl.)	34.0 - 45.0	175	Yes	Standard / High Flow	None

## COMPATIBILITY CHARTS

Description	Part Number	Small Articulated Loaders	
		L23	L28
① Angle Broom, Reversible, 132 cm (ACD)	7394466	X	X
① Angle Broom, Reversible, 161 cm (ACD)	7394472	X	X
② Hose Kit	7409112.EA	X	X
③ 14-Pin Attachment Control Kit **	7427921	X	X

\*\* To be ordered through Bobcat Parts

Our offer might vary based on your region.  
Please contact your Sales Manager to verify regional specifics.



REQUIREMENTS	FEATURES & BENEFITS
<p>Auger: Needs Fixing cap + Driving Unit + Bits + Option.</p>	<ul style="list-style-type: none"> <li>• A smaller drive housing allows the entire drive unit to follow the bit into the hole, adding 30 cm more dig depth than a standard drive unit.</li> <li>• An efficient design and modified displacement give these units plenty of torque.</li> <li>• Round and combination shaft augers available.</li> <li>• Wide range of auger bits widths available to best meet you hole requirements.</li> <li>• Choose from Standard Duty, Heavy Duty and Rock Duty bits to adequately penetrate the ground conditions.</li> <li>• Extra bits extension are available for increased hole depth.</li> </ul>

**Description:** Speed and perfect vertical accuracy are what you get with this high-torque, heavy-duty hydraulic auger. Its unique "knuckle-joint" design allows it to hang perfectly vertical, on flat or uneven terrain. The entire drive unit follows the bit into the hole, adding 30 cm more dig depth than a standard unit. This is the ideal tool for drilling holes for posts, piers, poles and trees in all kinds of soil conditions. Choose from 3 types of bits to best suit the ground conditions (standard, heavy duty and rock) and a multitude of widths to best meet your hole width requirement.

TECHNICAL SPECIFICATIONS											
Description	Part Number	Auger Bit Type	Digging Depth (mm)	Maximum Operating Pressure (bar)	Torque @ Maximum Pressure (Nm)	Maximum speed (RPM) @ Maximum Rated Flow (L/m)	"Delivered with Pin for Auger Bit"	Weight (Kg)	Control kit required	Working Flow	First Use Installation Time
Auger, 10 Unit Drive	6808799	Round	1473	-	-	90.0 - 57.0	Round	69	No	Standard	0.5 h

COMPATIBILITY CHARTS				
Description	Part Number	Small Articulated Loaders		
		L23	L28	
① Mounting Frame	6812946	X	X	
Mounting Frame Bob-Tach™	6812980	X	X	
② Auger, 10 Unit Drive	6808799	X	X	
Auger, 10 Swing Stop Kit **	6811444	X	X	
④ Bumper Kit **	7172609	X	X	

COMPATIBILITY CHARTS				
Description	Part Number	Auger 10	Weight	
Standard Bit, Round, 15 cm	6666891	X	27 kg	
Standard Bit, Round, 23 cm	6666892	X	41 kg	
Standard Bit, Round, 30 cm	6666893	X	44 kg	
Standard Bit, Round, 38 cm	6666894	X	54 kg	
③ Standard Bit, Round, 46 cm	6666895	X	68 kg	
Standard Bit, Round, Tree, 23/46 cm	6666899	X	64 kg	
Standard Bit, Round, Tree, 30/60 cm	6666900	X	74 kg	
Standard Bit, Round, Tree, 38/72 cm	6666901	X	107 kg	
Standard Bit, Round, Tree, 45/90 cm	6666902	X	138 kg	

\*\* To be ordered through Bobcat Parts


Our offer might vary based on your region.  
Please contact your Sales Manager to verify regional specifics.



### TECHNICAL SPECIFICATIONS

Description	Colour	Bit Type	Length (mm)	Flight
Auger Bit, Standard	Charcoal	Round Drive	1245	Double

### TECHNICAL SPECIFICATIONS

Output shaft systems	Auger 10
Auger bit type	Round 

### OPTIONS / ACCESSORIES

Description	Part Number	Weight (kg)	Comments
Round Extension, Adjustable, 36 cm **	6679825	14	
Round Extension, Adjustable, 61 cm **	6679826	18	15 cm and 23 cm bits will not allow the extension to telescope, only works in the top position
Round Extension, Adjustable, 122 cm **	6679806	35	15 cm and 23 cm bits will not allow the extension to telescope, only works in the top position
Round Drive, 2.2 cm Pin **	27E14 (x2)		For Adapter and/or Extension
	6560382		
	6534667		
	6534668		

Standard duty (charcoal)










# BORING UNIT



	REQUIREMENTS	FEATURES & BENEFITS
	<div style="display: flex; justify-content: space-around;"> <div style="text-align: center;"> <p>Boring Unit</p> <p>①</p>  </div> <div style="text-align: center;"> <p>Boring Tools Kit</p> <p>②</p>  </div> </div> <p>Boring Unit: Includes drive unit and guide tool. Must order Boring Tools/ Drill Rods.</p>	<ul style="list-style-type: none"> <li>• Multiple frame positioning - allows the operator to position the machine right next to obstacles, such as buildings.</li> <li>• Bore as deep as 61 cm below the ground surface and as far as 913 cm horizontally.</li> <li>• Available with various sizes of bits, reamers and rock heads.</li> </ul>

**Description:** Save the time and expense of tearing up sidewalks, driveways and other paved areas to install irrigation lines or power and communication cables. The hydraulically powered attachment bores horizontally to accommodate pipe or cable up to 10 cm in diameter. After boring, it can pull the pipe or cable through the hole.

TECHNICAL SPECIFICATIONS							
Description	Part Number	Width (cm)	Maximum Boring Distance (m)	Weight (kg)	Control Kit Required	Working Flow	First Use Installation Time
Boring Unit, Non-CE	7110098	91	9.1	59	No	Standard	None

COMPATIBILITY CHARTS			
Description	Part Number	Small Articulated Loaders	
		L23	L28
① Boring Unit, Non-CE	7110098	X	X
② Boring Tools Kit: • 152 cm Drilling Rods (qty. 5) • 2 cm Boring Bit (qty. 1) • 2.2 cm Reamer Bit (qty. 2) • Swivel Shank • Button Repair Kit (qty. 12) • Uncoupling Tool (Use with up to (qty. 2) 1.3 cm outside diameter material)	7110583	X	X



# BREAKER



## REQUIREMENTS

## FEATURES & BENEFITS

Breaker includes: Nail Point, fixing cap bolts, gauge tool and hose protector. Special Application Kit must be installed on the machine.

- The cylindrical design improves access to jobs in confined areas, providing accurate attachment operation in more operating environments.
- Upper and lower shock absorbers isolate the breaker from the housing, reducing noise and vibration to deliver operator comfort without sacrificing performance. Silenced standard for all breaker models.
- Diaphragm-type accumulators reduce maintenance by preventing slow leaks.
- Long-life breakers designed for all demolition jobs with minimal maintenance.
- The innovative steel ring feature allows retaining the tool bushing, protecting the grease access and provides a quick tool change solution.
- Designed for minimum downtime and with few service parts to reduce operation cost and improve overall lifetime of the attachment.
- Bobcat® breakers produce low recoil and minimal hydraulic pressure spike to their carriers.

**Description:** Bobcat® breakers offer high performance, low maintenance, and are easy to use. All breakers feature a frame with a cylindrical design, providing improved access to jobs in confined areas. All breakers have a silenced housing as standard.

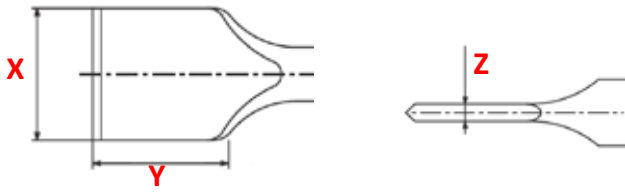
### TECHNICAL SPECIFICATIONS

Description	Part Number	Flow (L/min)	Blow Rate - Soft Ground (beats/min)	Blow Rate - Hard Ground (beats/min)	Operating Pressure (bar)	Weight (kg)	Control Kit Required	Working Flow	First Use Installation Time
Breaker, HB680	7113419	25 - 50	1220	1340	120	150	No	Standard	2 h

### COMPATIBILITY CHARTS

Description	Part Number	Small Articulated Loaders	
		L23	L28
① Hose Kit	6727411	X	X
② Bolt-on Mounting Frame	7113736.EA	X	X
③ Breaker, HB680	7113419	X	X

Tools Selection




**OPTIONS/ACCESSORIES**

Description	Part Number	Tools Selection	Dimensions	
InLine Wide Chisel **	7144678	A	X × Y × Z (mm)	115 × 120 × 15
Nail Point **	7149302	B	(° Angle)	30
CrossCut Asphalt Chisel **	7144679	C	X × Y × Z (mm)	115 × 120 × 15
InLine Chisel **	7144674	D	(° Angle)	30
Blunt Point **	7144681	E	(Ø in mm)	53
Tamping Pad and Tool **	7144682	F	(mm)	200 × 200
CrossCut Chisel **	7144673	G	(mm)	55
Conical Point **	7144676	H	(° Angle)	30
CrossCut Wide Chisel **	7144677	I	X × Y × Z (mm)	115 × 120 × 15
InLine Asphalt Chisel **	7144680	J	X × Y × Z (mm)	115 × 120 × 15

**Special application kit must be installed on the machine. \*\***

# BUCKET, DIRT



REQUIREMENTS	FEATURES & BENEFITS
 <p>Dirt Buckets: Have predrilled holes to accept bolt-on cutting edge or bolt-on teeth.</p>	<ul style="list-style-type: none"> <li>• Flat back assures a secure attaching area for the Bob-Tach™ mounting system.</li> <li>• Low heel makes cutting grade and backdragging easier.</li> <li>• Replacable cutting edges.</li> <li>• Side cutting edges give better performance, increase strenght and extend bucket life.</li> </ul>

**Description:** Ideal for everything from digging to material handling. Dirt buckets offer good cutting edge visibility and excellent bucket breakout force for better digging and easier bucket filling.

TECHNICAL SPECIFICATIONS									
Description	Part Number	Width (cm)	Capacity SAE Heaped (L)	Bucket Back Angle (°)	Accepts Maximum Number of Teeth	Weight (kg)	Length (cm)	Height (cm)	First Use Installation Time
Bucket, Dirt, 112 cm	7117433.EA	112	160	70	7	85	63	51	None

COMPATIBILITY CHARTS			
Description	Part Number	Small Articulated Loaders	
		L23	L28
Bucket, Dirt, 112 cm	7117433.EA	X	X

OPTIONS / ACCESSORIES	
Description	Part Number
Bolt-On Teeth Kit (Set of 7) **	6728247
Bolt-On Cutting Edge **	6729043
Bucket Bite Tooth Bar **	7125548
Side Utility Plate Kit **	7125270

Bolt-On Teeth



Bolt-On Cutting Edge



Bucket Bite Tooth Bar



\*\* To be ordered through Bobcat Parts


Our offer might vary based on your region. Please contact your Sales Manager to verify regional specifics.





# BUCKET (GP), GENERAL PURPOSE



REQUIREMENTS	FEATURES & BENEFITS
 <p>General Purpose Buckets (GP): Have predrilled holes to accept bolt-on cutting edge or bolt-on teeth.</p>	<ul style="list-style-type: none"> <li>• Round back design enhances bucket loading and cleanout</li> <li>• Flat back assures a secure attaching area for the Bob-Tach™ mounting system</li> <li>• Low heel makes cutting grade and backdragging easier</li> <li>• Replacable cutting edges</li> <li>• Side cutting edges give better performance, increase strength and extend bucket life</li> </ul>

**Description:** General purpose buckets have a longer bottom than the dirt style. They offer excellent cutting edge visibility and good breakout force. General purpose buckets are ideal for light duty and medium duty grading and levelling applications as well as material handling.

TECHNICAL SPECIFICATIONS									
Description	Part Number	Width (cm)	Capacity SAE Heaped (L)	Bucket Back Angle (°)	Accepts Maximum Number of Teeth	Weight (kg)	Length (cm)	Height (cm)	First Use Installation Time
Bucket, General Purpose, 112 cm	7114581.EA	112	210	70	7	94	76	51	None
Bucket, General Purpose, 127 cm	7114583.EA	127	240	70	7	101	76	51	None

COMPATIBILITY CHARTS			
Description	Part Number	Small Articulated Loaders	
		L23	L28
Bucket, General Purpose, 112 cm	7114581.EA	X	X
Bucket, General Purpose, 127 cm	7114583.EA	X	X

OPTIONS / ACCESSORIES			
Description	GP Bucket 112 cm		GP Bucket 127 cm
	7114581.EA		7114583.EA
Utility Grapple, 81 cm	7125370		7125370
Bolt-On Teeth Kit (Set of 7) **	6728247		6728247
Bolt-On Cutting Edge **	6729043		7104502
Bucket Bite Tooth Bar **	7125548		7125549
Side Utility Plate Kit (set of 2)**	7104358		7104358

\*\* To be ordered through Bobcat Parts  
 Our offer might vary based on your region.  
 Please contact your Sales Manager to verify regional specifics.

# BUCKET, UTILITY



Utility buckets: Have predrilled holes to accept bolt-on cutting edge or bolt-on teeth.

## REQUIREMENTS

## FEATURES & BENEFITS

- The Bob-Tach™ system allows the dumping hopper to tip forward and empty itself simply by raising the Bobcat® loader's lift arm and rolling out the Bob-Tach™.
- The dumping hopper's castor wheel design with flotation tyres accommodates uneven ground conditions.
- Inside surfaces are flat and smooth to prevent material from sticking.
- The bottom plate has pre-drilled holes to evacuate rainwater.

### Description:

## TECHNICAL SPECIFICATIONS

Description	Part Number	Width (cm)	Capacity SAE Heaped (L)	Bucket Back Angle (°)	Accepts Maximum Number of Teeth	Weight (kg)	Length (cm)	Height (cm)	First Use Installation Time
Bucket, Utility, 112 cm	7387672	112	280	70	5	105	80.5	51.9	None
Bucket, Utility, 137 cm	7387673	137	348	70	6	123	80.5	51.9	None
Bucket, Utility, 152 cm	7387674	152	388	70	7	133	80.5	51.9	None

## COMPATIBILITY CHARTS

Description	Part Number	Small Articulated Loaders	
		L23	L28
Bucket, Utility, 112 cm	7387672	X	X
Bucket, Utility, 137 cm	7387673	X	X
Bucket, Utility, 152 cm	7387674		X

## OPTIONS / ACCESSORIES

Description	Part Number
Bolt-On Teeth Kit (Set of 7) **	7388061
Bolt-On Cutting Edge **	7387887

\*\* To be ordered through Bobcat Parts

Our offer might vary based on your region.  
Please contact your Sales Manager to verify regional specifics.

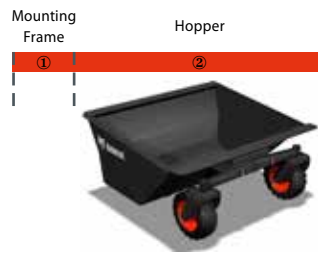


# DUMPING HOPPER



## REQUIREMENTS

## FEATURES & BENEFITS



Dumping Hopper: Includes 8.5 x 12 Bobcat Heavy Duty Tire. Tire assembly to be installed on Dumping Hopper.

- The Bob-Tach™ system allows the dumping hopper to tip forward and empty itself simply by raising the Bobcat® loader's lift arm and rolling out the Bob-Tach™.
- The dumping hopper's castor wheel design with flotation tyres accommodates uneven ground conditions.
- Inside surfaces are flat and smooth to prevent material from sticking.
- The bottom plate has pre-drilled holes to evacuate rainwater.

**Description:** Park it, load it and dump it. This attachment mounts as easily as a bucket on your loader, and can go wherever your loader goes. Empties fast and easy, just raise the loader arms and dump. Flat, smooth interior surfaces prevent materials from sticking.

## TECHNICAL SPECIFICATIONS

Description	Part Number	Length (mm)	Width (mm)	Height (mm)	Capacity Heaped (m³)	Capacity Struck (m³)	Weight (kg)	Control Kit Required	Working Flow	First Use Installation Time
Dumping Hopper, 10	6727275	2108	914	1016	0.84	0.73	304	No	Standard	0.5 h

## COMPATIBILITY CHARTS

Description	Part Number	Small Articulated Loaders	
		L23	L28
① Mounting Frame Bracket for Dumping Hopper 10 **	6729127	X	X
② Dumping Hopper, 10	6727275	X	X



\*\* To be ordered through Bobcat Part

Our offer might vary based on your region.  
Please contact your Sales Manager to verify regional specifics.



# GRAPPLE, FARM – UTILITY ON BUCKET



	REQUIREMENTS	FEATURES & BENEFITS
	<div style="display: flex; justify-content: space-around;"> <span>Bucket</span> <span>Hose Kit</span> </div> <div style="text-align: center;">  </div> <p>Farm/Utility Grapple: To be attached on bucket.</p>	<ul style="list-style-type: none"> <li>• Move hard to handle materials easily.</li> <li>• Hydraulically controlled grapple is easy to operate.</li> <li>• Exclusive Bob-Tach™ mounting system lets you change to another attachment quickly.</li> <li>• Grapple design allows you to get the forks or bucket close to fences or the sides of walls.</li> </ul>

**Description:** This is the easy way to handle loose hay, bedding and manure on the farm and other sites. Use the utility bucket by itself or add the hydraulic grapple for more gripping power.

TECHNICAL SPECIFICATIONS											
Description	Part Number	Width (cm)	Maximum Height with Grapple Raised (mm)	Standard Number of Teeth	Maximum Number of Teeth	Space Between Teeth (mm)	Maximum Opening with Grapple Raised (mm)	Weight (kg)	Control Kit Required	Working Flow	First Use Installation Time
Farm / Utility Grapple on Bucket, 81 cm, 3 Teeth	7125370	81	1020	3	5	180	814	78	No	Standard	None


COMPATIBILITY CHARTS			
Description	Part Number	Small Articulated Loaders	
		L23	L28
① Bucket, GP, 112 cm	7114581.EA	X	X
Bucket, GP, 127 cm	7114583.EA	X	X
② Hose Kit	7408932.EA	X	X

ADDITIONAL TINES ARE AVAILABLE THROUGH PARTS PN 6675362



# GRAPPLE, INDUSTRIAL



REQUIREMENTS	FEATURES & BENEFITS
<div style="display: flex; justify-content: space-around; margin-bottom: 5px;"> <span>Grapple</span> <span>Hose Kit</span> </div> <div style="display: flex; justify-content: space-around; margin-bottom: 5px;"> <span>①</span> <span>②</span> </div>  <p>Industrial Grapple: Includes Bolt-On Cutting Edge.</p>	<ul style="list-style-type: none"> <li>• Move hard to handle materials easily.</li> <li>• Powerful independant grapples (2) secure uneven loads.</li> <li>• Hydraulically controlled grapple is easy to operate.</li> <li>• Handles bulky, uneven loads securely.</li> </ul>

**Description:** Built tough for reliability and endurance, the industrial bucket and fork with grapple will easily handle scrap, waste, brush and other hard-to-manage materials.

TECHNICAL SPECIFICATIONS											
Description	Part Number	Width (cm)	Number of Grapples	Number of Teeth STD	Number of Teeth Maximum	Maximum Open Height (cm)	Jaw Opening at Max. Open Height (cm)	Weight (kg)	Control Kit Required	Working Flow	First Use Installation Time
Grapple, Industrial Bucket, 91 cm	7135737	91	1 x 6	-	-	77	105	165	No	Standard	2.5 h

COMPATIBILITY CHARTS			
Description	Part Number	Small Articulated Loaders	
		L23	L28
① Grapple, Industrial Bucket, 91 cm	7135737	X	X
② Hose Kit	7408932.EA	X	X










# GRAPPLE, ROOT



## REQUIREMENTS

## FEATURES & BENEFITS



- Heavy duty design improves wear life in tough land clearing and demolition applications.
- Curved tooth design permits material to be picked up without driving teeth into the ground and allows dirt to fall between teeth, leaving dirt on side.
- Fully enclosed mounting frame extends wear life by minimizing flexing in frame area.
- Inertia-welded cylinder ends – a Bobcat® exclusive – permit strong, smooth, durable grapple operation by improving hydraulic cushioning at the end of the stroke.
- Protected hydraulic hoses limit damage to hoses from debris.

**Description:** Built tough for reliability and endurance, the root grapple easily handle scrap, waste, brush and other hard-to-manage materials.

## TECHNICAL SPECIFICATIONS



Description	Part Number	Width (cm)	Maximum Height with Grapple Raised (cm)	Maximum Tooth Opening (cm)	Teeth	Weight (kg)	Control Kit Required	Working Flow	First Use Installation Time
Root Grapple, 91 cm	7134179	91	106	78	5	135	No	Standard	None

## COMPATIBILITY CHARTS

Description	Part Number	Small Articulated Loaders	
		L23	L28
① Root Grapple, 91 cm	7134179	X	X
② Hose Kit	7408932.EA	X	X

# LANDPLANE



	REQUIREMENTS	FEATURES & BENEFITS
	 <p>Landplane: Includes expanded metal grate, scarifier assembly, teeth and respective hardware.</p>	<ul style="list-style-type: none"> <li>• Allows controlled grading and levelling in both forward and reverse directions.</li> <li>• Can be used like a bucket to transport material on site.</li> <li>• Peels and removes sod.</li> <li>• Scarifier breaks up hard ground.</li> <li>• Sorts unwanted debris from soil.</li> <li>• Pulverises soil clods.</li> <li>• Aerates soil for seeding and sodding.</li> <li>• Bob-Tach™ mounted.</li> <li>• Bi-directional operation.</li> <li>• Bi-directional scarifier.</li> <li>• Removable screen.</li> </ul>

**Description:** A landscaping must. It grades and levels in both forward and reverse and peels and removes sod. The deluxe landplane includes a bi-directional scarifier and removable screen to pulverise soil clods, aerates and sorts debris from soil.

TECHNICAL SPECIFICATIONS								
Description	Part Number	Width (cm)	Digging depth (cm)	Cutting Edge (mm)	Weight (kg)	Control Kit Required	Working Flow	First Use Installation Time
Landplane Deluxe, 122 cm	6907173	122	7.6	12.7 x 102	191	No	Standard	None

COMPATIBILITY CHARTS			
Description	Part Number	Small Articulated Loaders	
		L23	L28
Landplane Deluxe, 122 cm	6907173	X	X



# PALLET FORKS



REQUIREMENTS	FEATURES & BENEFITS
<p>Mounting Frame      Forks</p> <p>Pallet Forks Standard: Need Mounting Frame &amp; Forks.</p>	<ul style="list-style-type: none"> <li>• Large, square holes in back screen provide excellent fork/load visibility.</li> <li>• Screen made from durable, heavy gauge steel for long life.</li> </ul>

**Description:** Ideal to handle any kind of bulky or bagged material from fertiliser to seed and animal feed. Especially handy when working in tight areas or along narrow aisles.

TECHNICAL SPECIFICATIONS						
Description	Part Number	Fork Width (cm)	Frame Weight (kg)	Control Kit Required	Working Flow	First use installation time
Pallet Fork Frame Standard Duty	7297499	10	60	No	Standard	0.25 h
Pallet Fork Frame Standard Duty	6809716	10	47	No	Standard	0.25 h

COMPATIBILITY CHARTS				
Description	Part Number	Small Articulated Loaders		
		L23	L28	L33
① Pallet Fork Frame Standard Duty	7297499	X*	X*	X*
Pallet Fork Frame Standard Duty	6809716	X*	X*	X*
Pallet Fork Teeth 91 cm, Heavy Duty (Set of 2)	6540184	X*	X*	X*
② Pallet Fork Teeth 106 cm, Heavy Duty (Set of 2)	6540183	X*	X*	X*
Pallet Fork Teeth 122 cm, Heavy Duty (Set of 2)	6540182	X*	X*	X*

\* Pay attention to the max. pallet fork frame load rating (1130 kg for standard duty pallet fork frames).



# SNOW BLADE



**REQUIREMENTS**

**FEATURES & BENEFITS**

Snow Blade: Includes hydraulic angle.

- Snow blades angle 30 degrees to either side, using powerful hydraulic cylinders, to help move snow where you want it
- The blade angle is adjusted from the cab using fingertip controls
- Moldboard has spring trip for component protection in case of hitting a side walk or large stone
- Adjustable depth shoes are standard equipment
- High visibility masts provided to locate blade corners for better visibility of the blade position
- Strong, high-carbon steel cutting edge for long life
- Optional rubber cutting edge to protect pavement surfaces available through Bobcat Parts for 5- to 8-foot models
- Optional end wing kit turns Bobcat snow blades into snow pushers (end wing kit available for 7-foot and 8-foot models only)
- Quick loader hook-up with the exclusive Bob-Tach™ mounting system

**Description:** An excellent way to quickly remove light or moderate snow from sidewalks and driveways. Moldboard angles right or left up to 30°. High visibility masts help locate blade corners.

## TECHNICAL SPECIFICATIONS

Description	Part Number	Width (cm)	Working Width (fully angled) (cm)	Cutting Edge (mm)	Cylinders	Trip Springs	Optional Rubber Cutting Edge (mm)	Weight (kg)	Control Kit Required	Working Flow	First Use Installation Time
Snow Blade, 152 cm	6906107	152	132	9.5x152.4	2	4	25.4x152.4	263	No	Standard	0.25 h


## COMPATIBILITY CHARTS

Description	Part Number	Small Articulated Loaders	
		L23	L28
① Snow Blade, 152 cm	6906107	X	X
② Hose Kit	7408941.EA	X	X

## OPTIONS / ACCESSORIES

Description	Part Number
Replacement Cutting Edge **	6905995
Wear Edge Kit, Rubber **	6906117

Replacement Cutting Edge



Wear Edge Kit




\*\* To be ordered through Bobcat Parts

Our offer might vary based on your region.  
Please contact your Sales Manager to verify regional specifics.




# SNOW BLOWER





Snow Blower    Hose Kit    Attachment Control Kit

①                    ②                    ③



Snow Blower: Includes a Hydraulic Motor Package.

- The snowblowers feature direct-drive hydraulic motors for the fan and auger; eliminating high-wear items such as gearboxes, chains, sprockets, and shear pins.
- Chute rotation is achieved by a chain and sprocket system, eliminating loose, tangled and frozen cables.
- Feature an adjustable fan opening, allowing the operator to control the amount of air and snow entering a more efficient 15 cm deep fan.
- A new valve block is mounted directly on the fan motor and results in minimal reduction of hydraulic pressure and reduces the number of hydraulic hoses and elbows on the snowblower; no hoses on the operator entry/exit side of the attachment ensure safer operation.

**Description:** Extend your Bobcat small articulated loader work into winter with a hydraulically driven snowblower. This attachment is ideal for clearing sidewalks, driveways and parking lots. Adjustable height skid shoes position cutting edge for gravel or pavement.


TECHNICAL SPECIFICATIONS											
Description	Part Number	Width (mm)	Hydraulic Motor Package	Auger Diameter (mm)	Fan Diameter (mm)	Intake Diameter (mm)	Cutting Edge (mm)	Throw Distance (up to) (m)	Weight (kg)	Control Kit Required	Working Flow
Snow Blower, 150 X 48, 5.5 Hydraulic Motor	M7008*885851	1306	5.5	356	381	584	9 x 76	7.6	211	Yes	Standard

COMPATIBILITY CHARTS			
Description	Part Number	Small Articulated Loaders	
		L23	L28
① Snow Blower, 150 X 48, 5.5 Hydraulic Motor	M7008*885851	X	X
② Hose Kit	7408947.EA	X	X
③ 14-Pin Attachment Control Kit **	7427921	X	X

\*\* To be ordered through Bobcat Parts  
 Our offer might vary based on your region.  
 Please contact your Sales Manager to verify regional specifics.

# SNOW V-BLADE






REQUIREMENTS

Snow V-Blade    Hose Kit    Attachment Control Kit

①    ②    ③



Snow V-Blade: Loader must be equipped with an Attachment Control Kit. When used on loader equipped with a 14-Pin Attachment Control Kit, a 14-Pin Attachment T-Harness Kit is required.

FEATURES & BENEFITS

- V-Blade: clear a path through deep snow.
- Straight Blade: pile large amounts of snow.
- Scoop Blade: scoop, push or pile snow.
- 30° Left or Right Angle Blade: continuously push snow to either side of the loader.
- Fingertip adjustments of V-blade's five configurations.
- Multi-position frame allows blade to be raised or lowered to desired working height.
- Domed, adjustable skid shoes and trip springs provide operator and component protection.
- Optional rubber cutting edge kits available.

**Description:** This versatile, hydraulically operated attachment offers five different blade configurations to help operators move snow fast. The blade has on-the-go fingertip control and angles 30° right or left to continuously push snow to either side of the loader, straight or scoop configuration to push large amounts of snow, or v-configuration to plow through the deepest snow.



TECHNICAL SPECIFICATIONS										
Description	Part Number	Width (cm)	Working Width (Scoop Blade) (cm)	Working Width (Angled 30°) (cm)	Working Width (V-Blade) (cm)	Oscillation (with Flotation Kit) ± (°)	Weight (kg)	Control Kit Required	Working Flow	First Use Installation Time
Snow V-Blade, 152 cm	7104861	152	134	137	138	10	331	Yes	Standard	None

COMPATIBILITY CHARTS				
Description	Part Number	Small Articulated Loaders		
		L23	L28	L38
① Snow V-Blade, 152 cm	7104861	X	X	X
② Hose Kit	7415232.EA	X	X	X
③ 14-Pin Attachment Control Kit **	7427921	X	X	X

OPTIONS / ACCESSORIES	
Description	Part Number
Rubber Cutting Edge Kit, 152 cm (Includes hardware) **	6958664

\*\* To be ordered through Bobcat Parts

Our offer might vary based on your region.  
Please contact your Sales Manager to verify regional specifics.






# SOIL CONDITIONER



## REQUIREMENTS

## FEATURES & BENEFITS



Soil Conditioner: Loader must be equipped with an Attachment Control Kit.

- Produces a perfect bed for seeding or laying grass turf.
- Windrows and separates rocks and other debris.
- Impressively grades and levels topsoil with ease in floating or fixed mode per landscape requirement.
- Tears out old sod.
- Pulverizes dirt clumps.
- Forward and reverse raking action.
- Roller bar follows ground contours perfectly.
- Flip-up front bolster lets you get close to buildings and saves space during transport.
- Direct-drive motor eliminates chain and sprocket problems.
- Attachable end plates for box-blade effect.



**Description:** A versatile, cost-effective landscaping attachment. It saves time and labour when smoothing ruts, moving material or levelling mounds. Produces a perfect bed for seeding and sodding.

## TECHNICAL SPECIFICATIONS

Description	Part Number	Width (cm)	Working Width (fully angled 25°)	Angling / Depth Adjustment	Number of Teeth	Tyres	Required Hydraulic Flow (L/min)	Weight (kg)	Control Kit Required	Working Flow	First Use Installation Time
Soil Conditioner, 122 cm, Manual	6958310	122	116	Manual	81	Pneumatic	38 - 68	288	No	Standard	None

## COMPATIBILITY CHARTS

Description	Part Number	Small Articulated Loaders	
		L23	L28
① Soil Conditioner, 122 cm, Manual	6958310	X	X
② 14-Pin Attachment Control Kit **	7427921	X	X

\*\* To be ordered through Bobcat Parts

Our offer might vary based on your region.  
Please contact your Sales Manager to verify regional specifics.

# STUMP GRINDER



REQUIREMENTS	FEATURES & BENEFITS
<p>Stump Grinder    Hose Kit    Attachment Control Kit</p> <p>①    ②    ③</p> <p>Stump Grinder: Loader must be equipped with an Attachment Control Kit.</p>	<ul style="list-style-type: none"> <li>• The work group is mounted at an angle of 90° to the operator for excellent visibility to the cutting area, giving the operator the same wide view as a pull-behind stump grinder.</li> <li>• The swing cylinder design generates an impressive arc. This allows the operator to cut large stumps without repositioning.</li> <li>• Rubber deflector shields and screening provide additional operator comfort and protection from wood chips.</li> <li>• The unique valve design controls the swing circuit speed to prevent the cutting wheel from stalling in the cut.</li> <li>• Diverse cutting heights gives better access for a variety of size stumps.</li> </ul>

**Description:** Grind tree stumps into mulch with the powerful action of the stump grinder attachment. Designed for maximum operating capability, the stump grinder mounts directly to the front of a carrier for easy manoeuvring in tight areas and positioning exactly where grinding action is needed. Mounted at a 90-degree angle to the operator, the stump grinder offers increased visibility to the cutting area, giving the operator the same wide view as with any pull-behind grinder. The stump grinder is the ideal attachment for landscaping contractors, homeowners with acreage, campus facilities, municipalities, and rental contractors. Stumps are eliminated even more quickly when used with machines equipped with high flow hydraulics.

TECHNICAL SPECIFICATIONS											
Description	Part Number	Flow Range (L/min)	Cutting Height (mm)	Max. Cutting Depth (mm)	Max. Cutting Angle (°)	Grinder Reach at Ground Level (mm)	Number of Teeth	Weight (kg)	Control Kit Required	Working Flow	First Use Installation Time
Stump Grinder, SG30	7100641	38 - 53	279	279	90	1175	16	171	Yes	Standard	None

COMPATIBILITY CHARTS			
Description	Part Number	Small Articulated Loaders	
		L23	L28
① Stump Grinder, SG30	7100641	X	X
② Hose Kit	7409065.EA	X	X
③ 14-Pin Attachment Control Kit **	7427921	X	X

\*\* To be ordered through Bobcat Parts

Our offer might vary based on your region.  
Please contact your Sales Manager to verify regional specifics.




# SWEEPER



## REQUIREMENTS

## FEATURES & BENEFITS



Sweeper: No special requirement.

- Sweeps, collects and dumps dirt and debris.
- Cleans in forward or reverse.
- Standard cutting edge of the sweeper can be used to scrape packed material.
- Optional gutter brush can be installed to increase versatility and increase sweeping width.
- Standard, reversible cutting edge doubles the service life.
- Wear compensation system dramatically increases bristle life.
- Optional steel bristles available.



**Description:** This handy attachment sweeps, collects and dumps dirt and debris. In addition, it cleans up in forward or reverse. Perfect for cleaning parking lots, sidewalks, docks and warehouses. It can also be used to spread material evenly across a site. An optional gutter brush is available.

## TECHNICAL SPECIFICATIONS

Description	Part Number	Sweeping Width (cm)	Bucket Capacity (m <sup>3</sup> )	Brush Diameter (mm)	Bristle Material	Number of Sections	Speed at Flow (rpm) (L/min)	Weight (kg)	Control Kit Required	Working Flow	First Use Installation Time
Sweeper, 112 cm	7138898	112	0.19	546	PP*	21	185 @ 57	252	No	Standard	0.25 h
Sweeper, 137 cm	7138870	137	0.23	546	PP*	26	185 @ 57	295	No	Standard	0.25 h

\*Polypropylene

## COMPATIBILITY CHARTS

Description	Part Number	Small Articulated Loaders	
		L23	L28
① Sweeper, 112 cm	7138898	X	X
① Sweeper, 137 cm	7138870	X	X
② Hose Kit	7409106.EA	X	X



# TILLER



## REQUIREMENTS

## FEATURES & BENEFITS



Tiller: No special requirement. Bottom Skid available as option

- Bi-directional rotation allows both top-cutting and undercutting in either travel direction.
- Offset mounting permits tilling next to sidewalks, curbs and buildings.
- Hydraulically powered; no shear pins to maintain.
- Able to use high-flow hydraulics for enhanced performance on 158 cm and 193 cm models.
- Hardened, double-edge, replaceable tines.
- Exclusive Bob-Tach™ mounting system permits quick hookup to loader.
- Forward/reverse travel direction.

**Description:** A great landscaping attachment. It quickly breaks up ground and mixes compost and other materials into the soil. Offset mounting permits tilling next to sidewalks, curbs and buildings.

## TECHNICAL SPECIFICATIONS

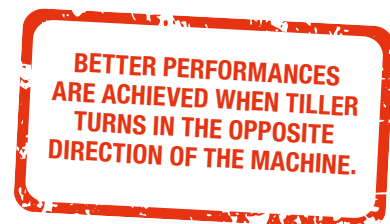
Description	Part Number	Width (cm)	Digging Depth (cm)	Required Hydraulic Flow (L/min)	Number of Tines	Travel Direction	Weight (kg)	Control Kit Required	Working Flow	First use installation time
Tiller, 102 cm	7196028	102	10.2	34 - 68	32	Forward/Reverse	230	No	Standard	None

## COMPATIBILITY CHARTS

Description	Part Number	Small Articulated Loaders	
		L23	L28
Tiller, 102 cm	7196028	X	X

## OPTIONS / ACCESSORIES

Description	Part Number
Bottom Skid **	7280548



\*\* To be ordered through Bobcat Parts



Our offer might vary based on your region.  
Please contact your Sales Manager to verify regional specifics.





# TRENCHER



	REQUIREMENTS	PERFORMANCE*	FEATURES & BENEFITS
		Speed: Up to 90m/hour  * Performance are estimated only and can vary depending on the type of soil, depth of use, operator experience, ...	<ul style="list-style-type: none"> <li>• Designed and built specifically for Bobcat® loaders.</li> <li>• Hydraulic sideshift capability to trench close to buildings, fences or other objects.</li> <li>• Get even closer by removing the auger.</li> <li>• Changing to a trencher attachment is quick and easy with the Bob-Tach™ mounting system.</li> </ul>

**Description:** This versatile tool can be used for a variety of jobs ranging from light to high-production trenching. Digging depths range from 60 cm to 1.5 m. The sideshift feature lets you get close to walls or fences.

## TECHNICAL SPECIFICATIONS

Description	Part Number	Digging Depth (mm)	Trench Width (mm)	Boom Length (mm)	Working Speed (m/h)	Required Hydraulic Flow (L/min)	Sideshift (mm)	Sideshift System (as standard)	Weight (kg)	Control Kit Required	Working Flow	First Use Installation Time
Trencher, LT112 w/ Chain Complete	M7011*1499981	600	101 - 203	1000	± 250 - 500	34 - 57	409	Manual	278	No	Standard	None
Trencher, LT113 w/ Chain Complete	M7014*1508970	900	101 - 203	1334	± 250 - 500	34 - 57	409	Manual	289	No	Standard	None

## COMPATIBILITY CHARTS

Description	Part Number	Small Articulated Loaders	
		L23	L28
Trencher, LT112 w/ Chain Complete	M7011*1499981	X	X
Trencher, LT113 w/ Chain Complete	M7014*1508970	X	X

## OPTIONS / ACCESSORIES

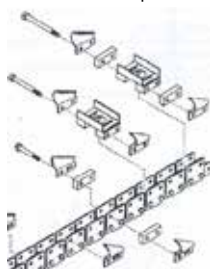
Description	Part Number
Cup Tooth Kit, LT112, LT113, LT213 **	6701918
Carbide Tooth Kit, LT112, LT113, LT213 **	6705531
Spacer Kit, 15 cm, LT112, LT113, LT213 (Used with cup teeth for 15 cm width) **	7110909
Spacer Kit, 20 cm, LT112, LT113, LT213 (Used with cup teeth for 20 cm width) **	7110910
Trench Cleaner Adapter, 15 cm, LT112, LT113, LT213 **	6806974
Trench Cleaner Adapter, 20 cm, LT112, LT113, LT213 **	6806975

### Cup Teeth Patterns



### Spacer Kits\*

Widens the chain up to 30 cm.



**\*IMPORTANT: WHEN INSTALLING SPACER KITS, A TRENCH CLEANER ADAPTER MUST ALSO BE INSTALLED.**

**PERFORMANCE ARE ESTIMATED ONLY AND CAN VARY DEPENDING ON THE TYPE OF SOIL, DEPTH OF USE, OPERATOR EXPERIENCE, ...**

\*\* To be ordered through Bobcat Parts

Our offer might vary based on your region. Please contact your Sales Manager to verify regional specifics.



# UTILITY FORK



## REQUIREMENTS

## FEATURES & BENEFITS



Utility Fork: No special requirement.

- Bob-Tach™ Attachment Mounting System: Makes easy work of attaching and detaching the utility fork. Fast and easy mounting means spending less time on attachment changes and more time on the job.
- Replaceable Teeth: For easy attachment maintenance, utility fork teeth are replaceable, keeping the attachment working smoothly and maximizing time spent getting work done. Provisions for adding additional forks to narrow the space between fork tines.

**Description:** Handle materials easier and move materials faster with the utility fork attachment. The strong, replaceable, tapered teeth handle a variety of farm and ranch chores easily and efficiently.

## TECHNICAL SPECIFICATIONS

Description	Part Number	Width (mm)	Maximum Height with Grapple Raised (mm)	Standard Number of Teeth	Maxi. Number of Teeth	Space Between Teeth (mm)	Max. Opening with Grapple Raised (mm)	Weight (kg)	Control Kit Required	Working Flow	First Use Installation Time
Utility Fork, 91 cm, 5 Teeth	6966230	905	1080	5	9	208 / 104	874	100	No	Standard	2.5 h
Utility Fork, 137 cm, 7 Teeth	6966227	1370	1080	7	13	208 / 104	874	137	No	Standard	2.5 h

## COMPATIBILITY CHARTS

Description	Part Number	Small Articulated Loaders	
		L23	L28
Utility Fork, 91 cm, 5 Teeth	6966230	X	X
Utility Fork, 137 cm, 7 Teeth	6966227	X	X

## OPTIONS / ACCESSORIES

Description	Part Number
Farm / Utility Grapple	6966687

Farm / Utility Grapple










# BACKHOE LOADERS





# BACKHOE LOADER ATTACHMENTS

TECHNICAL SPECIFICATIONS					
Description	B700	B730(M)	B730(R)	B750	B780
Bucket, Digging 30 cm	7298036	7323856	7412054	7323856	7323856
Bucket, Digging 40 cm	7298037	7323857	7412055	7323857	7323857
Bucket, Digging 60 cm	7298038	7323858	7412056	7323858	7323858
Bucket, Digging 80 cm	7298039	7323859	7412057	7323859	7323859
Bucket, General Purpose 223 cm	7298040	-	-	-	-
Bucket, General Purpose 228 cm	-	7298041	7298041	7298041	-
Bucket, General Purpose 240 cm	-	-	-	-	7298042
Bucket, Combination 223 cm	7298043	-	-	-	-
Bucket, Combination 228 cm	-	7298264	7298264	7323813	-
Bucket, Combination 240 cm	-	-	-	-	7298265
Pallet Forks Std/Combo	7298035 (B44Z011016 and above)*	7298035 (B451011034 and above)*	7298035	7298035 (B452011034 and above)*	7298035 (B453011008 and above)*
Pallet Forks Std/Combo	7290949 (up until B44Z011016)*	7290949 (up until B451011206)*	-	7290949 (up until B452011034)*	7290949 (up until B453011008)*
Breaker HB1380 (Requires Hose Kit and Fixing Cap )	7157576	7157576	7157576	7157576	7157576
Breaker HB1380 Hose Kit	7302945	7302945	7302945	7302945	7302945
Breaker HB1380 Fixing Cap	7326807	7326807	7444013	7326807	7326807

\*For ordering this attachment machine S/N needed.

TECHNICAL SPECIFICATIONS								
Description	Part Number	Front/Rear	Heaped Capacity (L)	Weight (kg)	Height (mm)	Length (mm)	Width (mm)	Number of bolt on teeth
BHL – Dig Bkt 300 mm – B700	7298036	Rear	80	103	670	1060	300	3
BHL – Dig Bkt 300 mm – B730(M)-750-780	7323856	Rear	80	116	650	970	300	3 (incl. 2 side cutters)
BHL – Dig Bkt 300 mm – B730(R)	7412054	Rear	80	116	650	970	300	3 (incl. 2 side cutters)
BHL – Dig Bkt 400 mm – B700	7298037	Rear	160	120	670	1060	400	3
BHL – Dig Bkt 400 mm – B730(M)-750-780	7323857	Rear	160	130	650	970	400	3 (incl. 2 side cutters)
BHL – Dig Bkt 400 mm – B730(R)	7412055	Rear	160	130	650	970	400	3 (incl. 2 side cutters)
BHL – Dig Bkt 600 mm – B700	7298038	Rear	200	166	670	1060	600	4
BHL – Dig Bkt 600 mm – B730(M)-750-780	7323858	Rear	200	176	650	970	600	3 (incl. 2 side cutters)
BHL – Dig Bkt 600 mm – B730(R)	7412056	Rear	200	176	650	970	600	3 (incl. 2 side cutters)
BHL – Dig Bkt 800 mm – B700	7298039	Rear	280	225	670	1060	800	5
BHL – Dig Bkt 800 mm – B730(M)-750-780	7323859	Rear	280	235	650	970	800	5 (incl. 2 side cutters)
BHL – Dig Bkt 800 mm – B730(R)	7412057	Rear	280	235	650	970	800	5 (incl. 2 side cutters)
BHL – GP Bkt 223 cm – B700	7298040	Front	1000	407	1015	815	2230	8
BHL – GP Bkt 228 cm – B730(M)-750	7298041	Front	1000	453	1015	815	2280	8
BHL – GP Bkt 240 cm – B780	7298042	Front	1100	508	1015	815	2400	8
BHL – COMBO Bkt 223 cm – B700	7298043	Front	1000	676	1015	815	2230	8
BHL – COMBO Bkt 228 cm – B730(M)	7298264	Front	1000	705	1015	815	2280	8
BHL – COMBO Bkt 228 cm – B750	7323813	Front	1000	705	1015	815	2280	8
BHL – COMBO Bkt 240 cm – B780	7298265	Front	1100	760	1015	815	2400	8

TECHNICAL SPECIFICATIONS								
Description	Part Number	Flow (l/min)	Blow Rate - Soft Ground (beats/min)	Blow Rate - Hard Ground (beats/min)	Operating Pressure (bar)	Weight (kg)	Control Kit Required	First Use Installation Time
Breaker, HB1380	7157576	65-120	780-1030	900-1230	125	385	No	2 h







## BOBCAT LIGHT COMPACTION EQUIPMENT

We expanded our product portfolio to offer the full range of compact construction machinery:

- ▶ Rammers
- ▶ Forward plates
- ▶ Reversible plates
- ▶ Hydrostatic plates
- ▶ Walk-behind rollers
- ▶ Trench rollers
- ▶ Tandem rollers

MORE INFO ON [WWW.BOBCAT.COM](http://WWW.BOBCAT.COM)



**Bobcat**®

*One Tough Animal.*



# USEFUL INFORMATION

# DEMO DAYS



## Join us for the BOBCAT DEMO DAYS:

Each year, over 1200 people attend the Bobcat Demo Days!



Demo days is a unique opportunity to:

- Test all Bobcat equipment in a safe environment with experts at your service
- Try all Bobcat attachments (forestry, demolition, landscaping, ...)
- Preview new models/options and innovations
- Visit the impressive factory

- Speak with professionals (demonstrators, product managers, Application Sales Managers, engineers, ...)
- Learn about other trainings offered by the Bobcat Institute



**Location: Bobcat Campus, Dobříš (Prague area), Czech Republic**

**CONTACT YOUR LOCAL DEALER FOR MORE INFORMATION.**



# BOBCAT INSTITUTE



Join us and choose from our offering:

- Product and competitive testing trainings
- Service and Engine trainings
- Sales and After-sales skills

Or take advantage of our many demo means available to you. Trainings can be delivered locally or in our training facility in Dobříš, CZ.

Did you know, over 300 classes were delivered by dedicated professional trainers in 2019 with over 3000 participants? Also, did you know over 8000 online courses were completed in 2020? Choose from a wide range of E-learning modules available 24/7 for our dealers. And take advantages of the many webinars presented to you.



Our qualified trainers and demonstrator specialists are ready to assist you with all your training and demo needs.

**CONTACT YOUR LOCAL DEALER FOR MORE INFORMATION.**







# INNOVATION CENTER

## INNOVATION CENTER

**The new Innovation Center** focuses on creating new innovative solutions, product development, research and testing activities. The new facility, with more than 8000 m<sup>2</sup> of floor space for prototyping and testing and 1400 m<sup>2</sup> of office area, is a location where new advanced – and in some cases – unique technologies are installed.



**The new facility houses** integrated cross-functional product development teams consisting of product management, product engineering, test laboratory, advanced analysis, reliability growth, prototype shop, compact NPD functions as well as supplier development and sourcing. New complex test laboratories have been built for product validation ensuring a high level of performance, reliability and durability for Doosan and Bobcat products.

**State-of-the-art technology** includes modern prototype shop machinery including rapid prototyping, climate-controlled laboratories for extreme conditions tests, static and dynamic test facilities and a new noise test chamber with unique parameters which will ensure that Doosan continues to develop top-class compact construction machines under the Doosan and Bobcat brands.



**DOOSAN BOBCAT IS PART OF YOUR SUCCESS!**





# GENUINE ATTACHMENT PARTS

# HYDRAULIC QUICK COUPLER

## The Bobcat Hydraulic Quick Coupler

The changeover of attachments has been made easy, fast and safe with the Bobcat hydraulic quick couplers. Replace your digging bucket with your grading bucket from the comfort of your cab.

Safe, robust and compliant hydraulic pin grabber

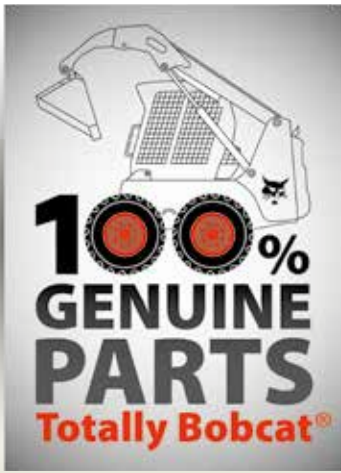


Available from the E26 up to the E60 as a factory option or via aftermarket

Maintenance-free  
Reversibility is standard



**CONTACT YOUR LOCAL  
DEALER FOR MORE  
INFORMATION.**



# GENUINE PARTS

## Bobcat Genuine Parts

Use only Genuine Bobcat Parts to ensure the longevity of your machine!

	<p><b>Filters &amp; lubricants</b></p>	
	<p><b>Accessories</b></p>	
	<p><b>Tires &amp; tracks</b></p>	
<p><b>Maintenance</b></p>		<p><b>Winter accessories</b></p>

**CONTACT YOUR LOCAL DEALER FOR MORE INFORMATION.**



# BREAKERS, CHISELS AND TOOLS

Bobcat offers a selection of breaker tools, equipping you with the right tool for each job. Select the right tool for the right type of rock, concrete, or asphalt you need to break.

- ▶ Chisels and insertion tools, precisely designed to transmit the energy of the breaker striking mechanism
- ▶ The tools are adjusted optimally to their relevant application using a special hardening process
- ▶ Extreme toughness and high fatigue strength for long service life



BREAKER TYPE	INLINE WIDE CHISEL		CROSSCUT WIDE CHISEL		CROSSCUT ASPHALT CHISEL		INLINE ASPHALT CHISEL		TAMPING PAD TOOL		
	P/N	DIMENSIONS (MM) X × Y × Z	P/N	DIMENSIONS (MM) X × Y × Z	P/N	DIMENSIONS (MM) X × Y × Z	P/N	DIMENSIONS (MM) X × Y × Z	P/N	PAD DIMENSIONS (MM)	
HB280											
HB380	7144658	100 × 100 × 14	7144657	100 × 100 × 14	7144658	100 × 100 × 14	7144657	100 × 100 × 14			
HB580	7144668	115 × 120 × 15	7144667	115 × 120 × 15	7144669	115 × 120 × 15	7144670	115 × 120 × 15	7144672	200 × 200	
HB680	7144678	115 × 120 × 15	7144677	115 × 120 × 15	7144679	115 × 120 × 15	7144680	115 × 120 × 15	7144682	200 × 200	
HB880	7144693	130 × 130 × 17	7144692	130 × 130 × 17	7144694	130 × 130 × 17	7144695	130 × 130 × 17	7144697	200 × 200	
HB980	7144704	200 × 180 × 22	7144703	200 × 180 × 22	7144705	200 × 180 × 22	7144706	200 × 180 × 22	7144708	200 × 200	
HB1180	7144715	160 × 140 × 17	7144714	160 × 140 × 17	7144716	160 × 140 × 17	7144717	160 × 140 × 17	7144719	200 × 200	
HB1380	7163372	180 × 150 × 18	7163371	180 × 150 × 18	7163373	180 × 150 × 18	7163374	180 × 150 × 18			
HB2380	7144725	200 × 180 × 22	7144724	200 × 180 × 22	7144726	200 × 180 × 22	7144727	200 × 180 × 22			
		<b>Wide point</b> <ul style="list-style-type: none"> <li>▶ General use with extra-large width and additional cutting action.</li> <li>▶ For breaking up blacktop, shaking out foundry ladles and demolishing concrete and reinforced concrete.</li> <li>▶ Both parallel to shank cutting edge and 90° indexed cutting edge available.</li> </ul>				<b>Asphalt point</b> <ul style="list-style-type: none"> <li>▶ General use with extra-long and thin blade and additional cutting action.</li> <li>▶ For cutting blacktop or soft material.</li> <li>▶ Both parallel to shank cutting edge and 90° indexed cutting edge available.</li> </ul>				<b>Tamping point</b> <ul style="list-style-type: none"> <li>▶ Forged 200 × 200 mm plate for compression of ground and gravel.</li> </ul>	

BREAKER TYPE	INLINE FLAT CHISEL		CROSSCUT FLAT CHISEL		NAIL POINT		CONICAL POINT		BLUNT POINT				
	P/N	° ANGLE	P/N	MM	P/N	° ANGLE	P/N	° ANGLE	P/N	Ø IN MM			
HB280	7144650	30	7144649	37	7144651	30			7144652	36			
HB380	7144654	30	7144653	45	7144655	30			7144661	41			
HB580	7144664	30	7144663	47	7144665	30	7144666	30	7144671	43			
HB680	7144674	30	7144673	55	7149302	30	7144676	30	7144681	53			
HB880	7144689	30	7144688	65	7144690	30	7144691	30	7144696	61			
HB980	7144700	30	7144699	72	7144701	30	7144702	30	7144707	68			
HB1180	7144711	30	7144710	77	7144712	30	7144713	30	7144718	76			
HB1380	7163368	30	7163367	85	7163369	30	7163370	30	7163375	84			
HB2380	7144721	30	7144720	95	7144722	30	7144723	30	7144728	94			
		<b>Flat point</b> <ul style="list-style-type: none"> <li>▶ General use with additional cutting action.</li> <li>▶ Optimal for drawing pits in rocky subsoil and separating rock slabs.</li> <li>▶ Both parallel to shank cutting edge and 90° indexed cutting edge available.</li> </ul>				<b>Nail point</b> <ul style="list-style-type: none"> <li>▶ General use for demolition work and in quarries.</li> <li>▶ Ideally suited for breaking up slag in steel mills (industrial application) and demolishing foundations.</li> <li>▶ Roadway drivage and roadway shots in mining.</li> <li>▶ The tip is pyramidally forged for wedge action during application.</li> </ul>				<b>Conical point</b> <ul style="list-style-type: none"> <li>▶ Used for general demolition work where penetrative breaking is required.</li> </ul>		<b>Blunt point</b> <ul style="list-style-type: none"> <li>▶ The versatile blunt tool.</li> <li>▶ Ideal for breaking stone blocks, for crushing large rock pieces in quarries and for crushing slag.</li> <li>▶ Also, suitable for ground compression.</li> </ul>	

# FLAIL MOWER CUTTING TOOLS KITS

Bobcat Self-Levelling Flail Mower Attachments are powerful tools designed for cleaning uneven ground and difficult terrain from long grass and overgrown vegetation. When it is time for replacing worn out cutting tools, rely on Bobcat knives or hammers kits containing all you need for complete replacement.



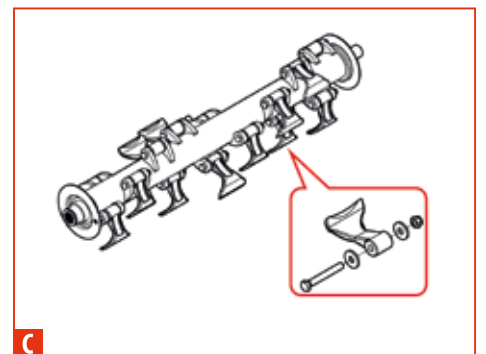
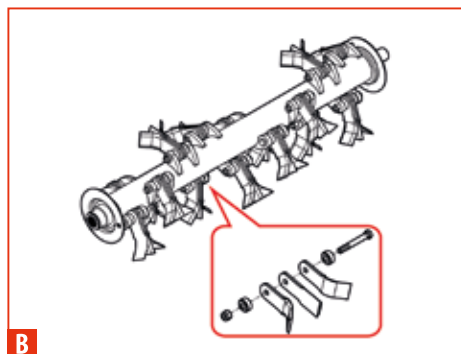
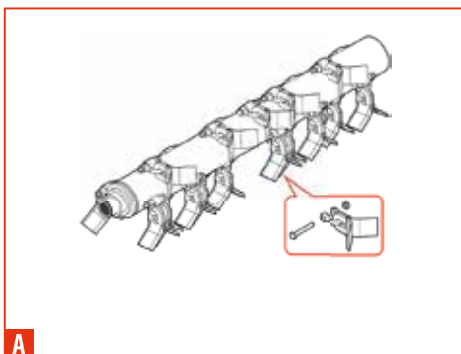
- ▶ Kits contain all cutting parts and mounting hardware for complete drum rebuild.
- ▶ Two tools types options for different applications available.

## CUTTING TOOLS TYPES

- **Knives** – great for cutting tall weeds and overgrowth vegetation.
- **Hammers** – usually used for tougher vegetation and heavier application, requiring more punch like cutting saplings and denser overgrowth.
- SL 60 Flail Mower is equipped with 32 knives as standard and is not compatible with hammers.
- The SL 85 Flail Mower can be equipped either with knives or hammers.



FLAIL MOWER	TOOL TYPE	KIT PART NUMBER	KIT CONTENT	APPLICATION	PICTURE
SL FM 60	Knives	7396026	16 knives set including mounting hardware	<ul style="list-style-type: none"> <li>▶ Tall weeds</li> <li>▶ Overgrowth vegetation</li> </ul>	<b>A</b>
SL FM 85	Knives	7396027	12 knives set including mounting hardware	<ul style="list-style-type: none"> <li>▶ Tall weeds</li> <li>▶ Overgrowth vegetation</li> </ul>	<b>B</b>
	Hammers	7396028	12 hammers set including mounting hardware	<ul style="list-style-type: none"> <li>▶ Saplings</li> <li>▶ Denser overgrowth</li> </ul>	<b>C</b>
SL FM 105	Knives	7396029	16 knives set including mounting hardware	<ul style="list-style-type: none"> <li>▶ Tall weeds</li> <li>▶ Overgrowth vegetation</li> </ul>	<b>B</b>
	Hammers	7396030	16 hammers set including mounting hardware	<ul style="list-style-type: none"> <li>▶ Saplings</li> <li>▶ Denser overgrowth</li> </ul>	<b>C</b>



# RING BRUSHES, GUTTER BRUSHES & WHISKERS BROOM BRISTLES

A wide range of ring brushes, gutter brushes & whiskers broom bristles, covering Bobcat's and other brands' attachments. Efficient sweeping of dirt, dried mud, gravel, light snow and other debris.






- ▶ Extremely durable combination of strands with the inner ring increases the strength of the brush, which allows you to perform extreme work without any loss of strands
- ▶ Convoluted or flat design to fit all types of applications
- ▶ Convoluted (zig-zag) ring designed to be used without distance rings – easier installation and no need for spacer

## RING BRUSHES FOR ANGLE BROOM & SWEEPERS

FITS ON	INNER RING / BRUSH MATERIAL	RING SHAPE	DIMENSIONS (MM) INT. Ø × EXT. Ø	SELL QTY	P/N
Angle broom 68" & 84"	Steel / Poly	Convoluted (zig-zag shape)	255 × 813	20	6987644PACK
	Steel / Poly	Flat ring shape	254 × 815	25	6987643PACK
	Steel / Steel	Convoluted (zig-zag shape)	255 × 813	20	6672505PACK
	Poly / Poly	Convoluted (zig-zag shape)	255 × 813	20	6988135PACK
Angle broom 68" (S/N 690100101 and up)	Poly / Poly	Flat ring shape	255 × 813	20	6988134PACK
	Steel / Poly	Convoluted (zig-zag shape)	163 × 543	25	7257970PACK
	Steel / Poly	Convoluted (zig-zag shape)	163 × 543	25	6987639PACK
	Steel / Poly	Flat ring shape	163 × 543	30	6987640PACK
Industrial broom and sweepers 44", 48", 54", 60", 72"	Steel / Steel	Convoluted (zig-zag shape)	160 × 530	25	6648798PACK
	Poly / Poly	Convoluted (zig-zag shape)	163 × 543	10	6988131PACK
	Poly / Poly	Flat ring shape	163 × 543	10	6988130PACK
	Steel / Poly	Flat ring shape	112 × 420	30	6647969PACK
Sweeper 44"	Steel / Poly	Flat ring shape	112 × 420	30	6649125PACK
	Steel / Steel	Flat ring shape	112 × 420	30	6649126PACK
Sweeper 48"	Steel / Poly	Flat ring shape	128 × 550	30	6647970PACK
	Steel / Steel	Flat ring shape	128 × 550	30	6649126PACK
Sweeper 72"	Steel / Poly	Flat ring shape	178 × 600	25	6647971PACK
	Steel / Steel	Flat ring shape	178 × 600	25	6649127PACK
Sweepers 54", 60", 72" & 84"	Steel / Poly	Convoluted (zig-zag shape)	162 × 610	20	6987637PACK
	Steel / Poly	Flat ring shape	162 × 610	25	6987638PACK
	Steel / Steel	Convoluted (zig-zag shape)	160 × 610	25	7265139PACK
	Poly / Poly	Convoluted (zig-zag shape)	162 × 610	10	6988133PACK
	Poly / Poly	Flat ring shape	162 × 610	10	6988132PACK

## RING BRUSHES MATERIALS

STEEL INNER RING / POLYPROPYLENE BRUSH	STEEL INNER RING / STEEL BRUSH	POLYPROPYLENE INNER RING / POLYPROPYLENE BRUSH
 <ul style="list-style-type: none"> <li>▶ Designed for sweeping asphalt, clay, gravel, light snow, sand and other road debris</li> <li>▶ Very resistant steel inner ring</li> <li>▶ Inner ring features taps punched through the overlapping steel band, making the taps extremely stable and never loose</li> <li>▶ 2.5 mm thick polypropylene brushes, increasing ring longevity</li> </ul>	 <ul style="list-style-type: none"> <li>▶ Designed for severe applications</li> <li>▶ Very resistant steel inner ring</li> <li>▶ Steel brush material tied with steel wire</li> <li>▶ Steel brush material also glued inside the inner ring (extra precaution)</li> <li>▶ Taps are punched through the inner ring, making the taps extremely stable and never loose</li> </ul>	 <ul style="list-style-type: none"> <li>▶ Designed for sweeping asphalt, clay, gravel, light snow, sand and other road debris</li> <li>▶ 2.5 - 4 mm thick polypropylene brushes, increasing ring longevity</li> <li>▶ 100% recyclable</li> </ul>

## GUTTER BRUSHES

FITS ON	HEAD / BRUSH MATERIAL	SELL QTY	P/N
Side brush 44", 48", 79"	Steel / Poly	1	6683343
	Poly / Poly	1	6684421
	Steel / Steel	1	6684422
Closed broom side brush	Steel / Poly	1	6692095
	Poly / Poly	1	6692096
Telescopic side sweeper	Steel / Poly	1	6690814
		1	6690896
		1	6690897
Sweeper (gutter brush) 54", 60", 72", 84"	Poly / Steel	1	7023270
	Poly / Poly	1	6989026



## WHISKERS BROOM BRISTLES

FITS ON	DIMENSIONS (IN / MM)	SELL QTY	P/N
Whisker push broom 72"	72 / 1829	8	6677189
	72 / 1829	1	6677164
Whisker push broom 90" (uses 72" broom + 18" extension)	72 / 1829	8	6677189
	72 / 1829	1	6677164
	18 / 457	1	6677172
Whisker broom 60" (2300 utility vehicle)	60 / 1524	5	6691159
	60 / 1524	1	6691160



▶ All references also fit most competitive brands



# ROAD REHABILITATION TOOLS

Grinding, milling and cutting asphalt, concrete and rocks are tough jobs requiring the right tools. Here is a selection of Bobcat carbide bits for planer, wheel saw and rotary grinder attachments.



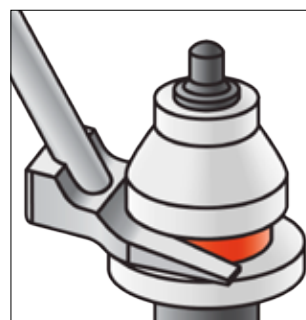
- ▶ Cemented tungsten carbide for exceptional wear resistance, air-hardened steel for toughness.
- ▶ Latest body design for optimum penetration and rotation with washer for less stress and wear of retainer and holder system.
- ▶ Tips designed to best match your application.

ATTACHMENT	OPTIMAL APPLICATION	SHANK DIAMETER	CUTTING PERFORMANCE	PN	QUANTITY PER BOX	DESCRIPTION	DRAWING
Wheel Saw / Planer	Asphalt	20 mm; 0.76"	Premium *	7338747	Sold individually	Long and wide blunt cap-shaped carbide tip for longer life and high fracture resistance. For all types of asphalt and low density abrasive material. Washer to provide block protection and extractor groove-easing bit removal during change.	
	Concrete, Rock / Paint Removal	20 mm; 0.76"	Premium *	7010631	Sold individually	Cylindrical-shaped plug carbide tip for high impact and high density materials applications. Deeply recessed carbide for longer life. Washer to provide block protection and extractor groove-easing bit removal during change. Large 12 mm diameter carbide tip for longer life, high penetration and maximum productivity.	
			Premium *	7338748	Sold individually	Cylindrical-shaped plug carbide tip for high impact and high density materials applications. Deeply recessed carbide for longer life. Washer to provide block protection and extractor groove-easing bit removal during change. Slightly smaller diameter tip compared to 7010631 reduces tool price.	
Wheel Saw - narrower width / Planer - finishing drum	Concrete, Rock / Paint Removal	13 mm; 0,5"	Premium *	7024421	Sold individually	Standard bit from the factory for planers with finishing drum, also used for some narrower-width wheel saws. Smaller in size than normal planer / WS bits. For drilling in medium to hard conditions, high impact & abrasive applications. Flanged carbide tip for increased wear resistance in abrasive cutting.	
Wheel Saw	Heavy Duty, Concrete, Rock	20 mm; 0.76"	Premium *	7339841	Sold individually	Best bit for hard concrete with large aggregate or steel rebar. For drilling concrete and rock cutting. Supersized 15 mm diameter narrow bottom tip for maximum impact strength and tool life. Bit for applications where standard bits work their way out of the holders. Body with extractor groove-easing bit removal during change.	
Rotary Grinder RG20	Heavy Duty, Concrete, Rock	20 mm; 0.76"	Premium *	7021325	Sold individually	Standard bit from the factory for RG20 rotary grinder. Large diameter cap type carbide tip grinds powerfully in concrete, asphalt or rock. Perfect tool for digging trenches, removing wall surfaces, partial or complete demolitions. Snap ring is included.	
Rotary Grinder RG40 & RG60	Heavy Duty, Concrete, Rock	22 mm; 0.86"	Premium *	7021230	Sold individually	Standard bit from the factory for RG40 & RG60 rotary grinders, using larger 22 mm shank bore. Large diameter cap type carbide tip grinds powerfully in concrete, asphalt or rock. Perfect tool for digging trenches, removing wall surfaces, partial or complete demolitions. Snap ring is included.	
Wheel Saw / Planer	Asphalt	20 mm; 0.76"	Standard **	7356716	75 pieces	Cost effective version of Bobcat's asphalt bit for all types of asphalt and low-density abrasive material. Washer providing block protection and extractor groove for easy removal.	
	Concrete, Rock / Paint Removal	20 mm; 0.76"	Standard **	7370901	50 pieces	Cost effective version of Bobcat's concrete, rock bit for high impact and high density materials applications. Washer providing block protection and extractor groove for easy removal.	

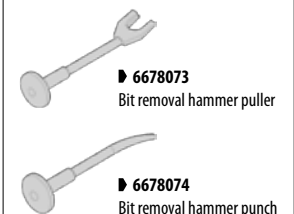
\* Industry Best. Unique design optimized for best penetration and tool rotation. Delivers machine efficiency, economy and overall performance, while ensuring machines fuel usage, productivity and wear characteristics aren't affected.  
 \*\* Cost effective tools meeting industry quality. Best used in general, little less demanding jobs. Proven quality for significantly lower prices.

## How to replace bits safely

1. Wear approved personal protection equipment: eye and ear protection, steel-toed shoes, protective helmet, gloves, and a vest.
2. Do not change tools when the cutting chain, drum, or wheel is moving or still engaged.
3. Allow attachment to cool down and always wear protective gloves to inspect or touch bits and conicals.
4. Exercise care when removing tools.
5. Make sure tools are properly seated and securely retained.
6. Inspect tools daily. Do not use dull, cracked, burred, or bent tools.



Use Bobcat **6678073**, **6678074** tools for extracting worn bits from attachment when they need to be replaced.



# PICTURE INDEX

## ATTACHMENTS FOR COMPACT LOADERS



Angle Broom  
P. 23



Auger  
P. 24



Backhoe  
P. 28



Backhoe (Non-CE)  
P. 30



Bale Fork  
P. 32



Boring Unit  
P. 33



Box Blade  
P. 34



Breaker  
P. 36



Brush Saw  
P. 38



Brushcat™ Rotary Cutter  
P. 39



Bucket, Dirt  
P. 40



Bucket (CI), Construction / Industrial  
P. 42



Bucket (GP), General Purpose  
P. 44



Bucket (LP), Low Profile  
P. 45



Bucket, Load & Carry  
P. 47



Bucket, Combination  
P. 48



Bucket, Fertiliser and Grain  
P. 49



Bucket, Skeleton  
P. 50



Bucket, Snow and Light Material  
P. 51



Concrete Mixer  
P. 52



Concrete Pump  
P. 53



Digger  
P. 54



Dozer Blade  
P. 55



Drop Hammer  
P. 56



Dumping Hopper  
P. 57



Flail Cutter  
P. 58



Forestry Cutter  
P. 60



Grader  
P. 63



Grapple, Farm – Utility on Bucket  
P. 66



Grapple, Farm – Utility on Fork  
P. 67



Grapple, Industrial  
P. 68



Grapple, Root  
P. 69



Landplane  
P. 70



Landscape Rake  
P. 72



Laser Equipment  
P. 74





Mixing Bucket  
P. 79



Mower  
P. 80



Pallet Forks, Hydraulic  
P. 82



Pallet Forks  
P. 83



Planer  
P. 84



Planer, Self-Levelling  
P. 88



Pressure Washer  
P. 90



Rear Stabilizers  
P. 91



Remote Control  
P. 92



Rotary Grinder  
P. 94



Salt & Sand Spreader  
P. 95



Sand Cleaner  
P. 96



Scarifier  
P. 98



Scraper  
P. 99



Seeder  
P. 100



Silt Fence Installer  
P. 102



Snow Blade  
P. 103



Snow Blower  
P. 104



Snow Pusher  
P. 106



Snow V-Blade  
P. 107



Sod Layer  
P. 108



Soil Conditioner  
P. 109



Soil and Asphalt Spreader  
P. 110



Sonic Tracer  
P. 112



Steel Tracks  
P. 114



Stump Grinder  
P. 115



Sweeper  
P. 116



Tiller  
P. 117



Tilt-Tatch™  
P. 118



Tree Transplanter, Convertible  
P. 120



Trench Compactor  
P. 123



Trencher  
P. 124



Utility Fork  
P. 126



Utility Frame  
P. 127



Vibratory Roller  
P. 128



Water Kit  
P. 129



Wheel Saw  
P. 130



Wood Chipper  
P. 134



# PICTURE INDEX

## ATTACHMENTS FOR COMPACT EXCAVATORS



Auger  
P. 140



Breaker  
P. 144



Coupler, Mechanical  
P. 148



Coupler, Hydraulic  
P. 150



Coupler, Mechanical Tilt  
P. 152



Coupler, Hydraulic Tilt  
P. 154



Bucket, Digging, Standard Duty  
P. 156



Bucket, Digging, Heavy Duty  
P. 158



Bucket, German Profile  
P. 161



Bucket, Grading, UK Style  
P. 170



Bucket, Grading  
P. 167



Bucket, Grading, German Type  
P. 168



Bucket, Grading, UK Style  
P. 170



Bucket, Tilt  
P. 172



Bucket, Clay Spade  
P. 174



Bucket, Skeleton  
P. 176



Hydraulic Clamp  
P. 178



Laser Equipment  
P. 180



Flail Mower, Heavy Duty  
P. 181



Flail Mower, Self-Levelling  
P. 182



Plate Compactor  
P. 186



Rotary Grinder  
P. 187



Supercharger  
P. 189



## ATTACHMENTS FOR TELEHANDLERS



Bale Handler with Tines  
P. 194



Bale Handler with Tubes  
P. 195



Bale Spike  
P. 196



Bucket, Digging  
P. 198



Bucket, Grapple  
P. 200



Bucket, Light Material  
P. 201



Concrete Basket  
P. 202



Jib, Crane  
P. 203



Jib, Extension  
P. 204



Fork Grapple  
P. 205



Man Platform, Extendable Rotating  
P. 206



Man Platform, Fixed  
P. 207



Man Platform, Rotating  
P. 208



Pallet Fork, Floating  
P. 209



Pallet Fork, Rigid  
P. 210



# PICTURE INDEX

## ATTACHMENTS FOR ROTARY TELESCOPIC HANDLERS

---



Bucket, Light Material  
**P. 215**



Bucket, Waste  
**P. 216**



Concrete Basket  
**P. 217**



Jib, Crane  
**P. 218**



Jib, Extension  
**P. 219**



Jib, Extension, with Winch  
**P. 220**



Man Platform, Expandable  
**P. 221**



Man Platform, Expandable, Roofing  
**P. 222**




Man Platform with Winch, Expandable  
**P. 223**



Man Platform, Fixed, Telescopic  
**P. 224**



Man Platform, Positive/Negative Telescopic  
**P. 225**



Man Platform, Rigid  
**P. 226**



Pallet Forks, Floating  
**P. 228**



Pallet Forks, Rigid  
**P. 229**



Pallet Forks, Rotating  
**P. 230**



Rib Handler  
**P. 231**



Winch  
**P. 232**



## ATTACHMENTS FOR COMPACT WHEEL LOADERS

---



Angle Broom  
P. 237



Bucket (GP), General Purpose  
P. 238



Bucket, Light Material  
P. 239



Bucket, Combination  
P. 240



Bucket, Mixing  
P. 241



Pallet Forks  
P. 243



Planer, Self-Levelling  
P. 244



Salt & Sand Spreader  
P. 245



Snow Blade  
P. 246



Snow Blower  
P. 247



Snow Pusher  
P. 248



Snow V-Blade  
P. 249



Soil and Asphalt Spreader  
P. 250



Sweeper  
P. 251





# PICTURE INDEX

## ATTACHMENTS FOR SMALL ARTICULATED LOADERS



Angle Broom  
P. 255



Auger  
P. 256



Boring Unit  
P. 259



Breaker  
P. 260



Bucket, Dirt  
P. 262



Bucket (GP), General Purpose  
P. 263



Bucket, Utility  
P. 264



Dumping Hopper  
P. 265



Grapple, Farm – Utility on Bucket  
P. 266



Grapple, Industrial  
P. 267



Grapple, Root  
P. 269



Landplane  
P. 270



Pallet Forks  
P. 271



Snow Blade  
P. 272



Snow Blower  
P. 273



Snow V-Blade  
P. 274



Soil Conditioner  
P. 275



Stump Grinder  
P. 276



Sweeper  
P. 277



Tiller  
P. 278



Trencher  
P. 280



Utility Fork  
P. 281

## ATTACHMENTS FOR BACKHOE LOADERS



Backhoe Loader Attachments  
P. 284







# INDEX

## A

### Angle Broom

- for Compact Loaders 23
- for Compact Wheel Loaders 237
- for Small Articulated Loaders 255

### Auger

- for Compact Excavators 140
- for Compact Loaders 24
- for Small Articulated Loaders 256

## B

### Backhoe 28

### Backhoe (Non-CE) 30

### Bale Fork 32

### Bale Handler with Tines 194

### Bale Handler with Tubes 195

### Bale Spike 196

### Boring Unit

- for Compact Loaders 33
- for Small Articulated Loaders 259

### Box Blade 34

### Breaker 18

- for Backhoe Loaders 284
- for Compact Excavators 144
- for Compact Loaders 36
- for Small Articulated Loaders 260

### Breakers, Chisels and Tools 296

### Brush Saw 38

### Bucket, Clay Spade 174

### Bucket, Combination

- for Backhoe Loaders 284
- for Compact Loaders 48
- for Compact Wheel Loaders 240

### Bucket, Construction / Industrial (CI) 42

### Bucket, Digging

- for Backhoe Loaders 284
- for Telehandlers 198

### Bucket, Digging, Heavy Duty 158

### Bucket, Digging, Standard Duty 156

### Bucket, Digging, UK Type 162

### Bucket, Dirt

- for Compact Loaders 40
- for Small Articulated Loaders 262

### Bucket, Fertilizer and Grain 49

### Bucket, General Purpose (GP)

- for Backhoe Loaders 284
- for Compact Loaders 44
- for Compact Wheel Loaders 238
- for Small Articulated Loaders 263

### Bucket, German Profile 161

### Bucket, Grading 167

### Bucket, Grading, German Type 168

### Bucket, Grading, UK Style 170

### Bucket, Grapple 200

### Bucket, Light Material

- for Compact Wheel Loaders 239
- for Rotary Telescopic Handlers 215, 216
- for Telehandlers 201

### Bucket, Load & Carry 47

### Bucket, Low Profile (LP) 45

### Bucket, Mixing

- for Compact Loaders 79
- for Compact Wheel Loaders 241

### Bucket, Skeleton

- for Compact Excavators 176
- for Compact Loaders 50

### Bucket, Snow and Light Material 51

### Bucket Teeth 138

### Bucket, Tilt 172

### Bucket, Utility 264

### Bucket, Waste 216

## C

### Clamp, Hydraulic 178

### Clay Spade Bucket 174

### Combination Bucket

- for Backhoe Loaders 284
- for Compact Loaders 48
- for Compact Wheel Loaders 240

### Compactor, Plate 186

### Concrete Basket

- for Rotary Telescopic Handlers 217
- for Telehandlers 202

### Concrete Mixer 52

### Concrete Pump 53

### Convertible Tree Transplanter 120

### Coupler, Hydraulic 150

### Coupler, Mechanical 148

### Coupler, Tilt, Hydraulic 154

### Coupler, Tilt, Mechanical 152

### Crane Jib

- for Rotary Telescopic Handlers 218
- for Telehandlers 203

## D

### Digger 54

### Digging Bucket

- for Backhoe Loaders 284
- for Telehandlers 198

### Digging Bucket, UK Type 162

### Dirt Bucket

- for Compact Loaders 40
- for Small Articulated Loaders 262

### Dozer Blade 55

### Drop Hammer 56

### Dumping Hopper

- for Compact Loaders 57
- for Small Articulated Loaders 265

## E

### Expandable Man Platform 221

### Expandable Man Platform, Roofing 222

### Expandable Man Platform with Winch 223

### Extendable Rotating Man Platform 206

### Extension Jib

- for Rotary Telescopic Handlers 219
- for Telehandlers 204

## F

### Farm Grapple - Utility on Bucket

- for Compact Loaders 66
- for Small Articulated Loaders 266

### Farm Grapple - Utility on Fork 67

### Fertiliser and Grain Bucket 49

### Fixed Man Platform 207

### Fixed, Telescopic Man Platform 224

### Flail Cutter 58

### Flail Mower Cutting Tools Kits 297

### Flail Mower, Heavy Duty 181

### Flail Mower, Self-Levelling 182

### Floating Pallet Fork 209

- for Rotary Telescopic Handlers 228
- for Telehandlers 209

### Forestry Cutter 60

### Fork Grapple 205

### Fork, Utility 126

## G

### General Purpose Bucket

- for Backhoe Loaders 284
- for Compact Loaders 44
- for Compact Wheel Loaders 238
- for Small Articulated Loaders 263

### Grader 63

### Grading Bucket 167

### Grading Bucket, German Type 168

### Grading Bucket, UK Style 170

**Grapple Bucket** 200

**Grapple, Farm - Utility on Bucket**  
for Compact Loaders 66  
for Small Articulated Loaders 266

**Grapple, Farm - Utility on Fork** 67

**Grapple, Industrial**  
for Compact Loaders 68  
for Small Articulated Loaders 267

**Grapple, Root**  
for Compact Loaders 69  
for Small Articulated Loaders 269

**H**

**Heavy Duty Digging Bucket** 158

**Heavy Duty Flail Mower** 181

**Hydraulic Breakers** 18

**Hydraulic Clamp** 178

**Hydraulic Coupler** 150

**Hydraulic Tilt Coupler** 154

**I**

**Industrial Grapple**  
for Compact Loaders 68  
for Small Articulated Loaders 267

**J**

**Jib, Crane**  
for Rotary Telescopic Handlers 218  
for Telehandlers 203

**Jib, Extension**  
for Rotary Telescopic Handlers 219  
for Telehandlers 204

**Jib, Extension, with Winch** 220

**L**

**Landplane**  
for Compact Loaders 70  
for Small Articulated Loaders 270

**Landscape Rake** 72

**Laser Equipment**  
for Compact Excavators 180  
for Compact Loaders 74

**Light Compaction Equipment** 286

**Light Material Bucket**  
for Compact Wheel Loaders 239  
for Rotary Telescopic Handlers 215, 216  
for Telehandlers 201

**Load & Carry Bucket** 47

**Low Profile Bucket (LP)** 45

**M**

**Man Platform**  
Expandable with Winch 223  
Positive/Negative Telescopic 225

**Man Platform, Expandable** 221

**Man Platform, Expandable, Roofing** 222

**Man Platform, Extendable Rotating** 206

**Man Platform, Fixed** 207

**Man Platform, Fixed, Telescopic** 224

**Man Platform, Rigid** 226

**Man Platform, Rotating** 208

**Mechanical Coupler** 148

**Mechanical Tilt Coupler** 152

**Mixing Bucket**  
for Compact Loaders 79  
for Compact Wheel Loaders 241

**Mower** 80

**P**

**Pallet Fork**  
for Backhoe Loaders 284  
for Compact Loaders 83  
for Compact Wheel Loaders 243  
for Small Articulated Loaders 271

**Pallet Fork, Floating**  
for Rotary Telescopic Handlers 228  
for Telehandlers 209

**Pallet Fork, Hydraulic** 82

**Pallet Fork, Rigid**  
for Rotary Telescopic Handlers 229  
for Telehandlers 210

**Pallet Fork, Rotating** 230

**Planer** 84

**Planer, Self-Levelling**  
for Compact Loaders 88  
for Compact Wheel Loaders 244

**Plate Compactor** 186

**Positive/Negative Telescopic Man Platform** 225

**Pressure Washer** 90

**R**

**Remote Control** 92

**Rib Handler** 231

**Rigid Man Platform** 226

**Rigid Pallet Forks**  
for Rotary Telescopic Handlers 229  
for Telehandlers 210

**Ring Brushes, Gutter Brushes & Whiskers Broom Bristles** 298

**Road Rehabilitation Tools** 299

**Root Grapple**  
for Compact Loaders 69  
for Small Articulated Loaders 269

**Rotary Grinder**  
for Compact Excavators 187  
for Compact Loaders 94

**Rotating Man Platform** 208

**Rotating Pallet Forks** 230

**S**

**Salt & Sand Spreader**  
for Compact Loaders 95  
for Compact Wheel Loaders 245

**Sand Cleaner** 96

**Scarifier** 98

**Scraper** 99

**Seeder** 100

**Self-Levelling Flail Mower** 182

**Self-Levelling Planer**  
for Compact Loaders 88  
for Compact Wheel Loaders 244

**Silt Fence Installer** 102

**Skeleton Bucket**  
for Compact Excavators 176  
for Compact Loaders 50

**Snow and Light Material Bucket** 51

**Snow Blade**  
for Compact Loaders 103  
for Compact Wheel Loaders 246  
for Small Articulated Loaders 272

**Snow Blower**  
for Compact Loaders 104  
for Compact Wheel Loaders 247  
for Small Articulated Loaders 273

**Snow Pusher**  
for Compact Loaders 106  
for Compact Wheel Loaders 248

**Snow V-Blade**  
for Compact Loaders 107  
for Compact Wheel Loaders 249  
for Small Articulated Loaders 274

**Sod Layer** 108

**Soil and Asphalt Spreader**  
for Compact Loaders 110  
for Compact Wheel Loaders 250

**Soil Conditioner**  
for Compact Loaders 109  
for Small Articulated Loaders 275

# INDEX

**Sonic Tracer 112**

**Standard Duty Digging Bucket 156**

**Steel Tracks 114**

**Stump Grinder**

for Compact Loaders 115

for Small Articulated Loaders 276

**Supercharger 189**

**Sweeper**

for Compact Loaders 116

for Compact Wheel Loaders 251

for Small Articulated Loaders 277

## T

**Teeth, Bucket 138**

**Tiller**

for Compact Loaders 117

for Small Articulated Loaders 278

**Tilt Bucket 172**

**Tilt-Tatch™ 118**

**Tree Transplanter, Convertible 120**

**Trench Compactor 123**

**Trencher**

for Compact Loaders 124

for Small Articulated Loaders 280

## U

**Utility Bucket 264**

**Utility Fork**

for Compact Loaders 126

for Small Articulated Loaders 281

**Utility Frame 127**

## V

**V-Blade, Snow**

for Compact Loaders 107

for Compact Wheel Loaders 249

for Small Articulated Loaders 274

**Vibratory Roller 128**

## W

**Waste Bucket 216**

**Water Kit 129**

**Wheel Saw 130**

**Winch 232**

**Wood Chipper 134**







**Bobcat®**

# 150 ATTACHMENT FAMILIES 110 MACHINES 1 TOUGH ANIMAL



LIGHT COMPACTION EQUIPMENT



MINI TRACK LOADERS



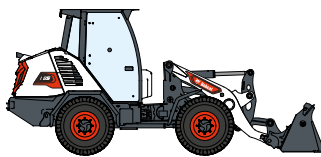
SKID STEER LOADERS



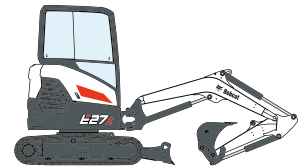
COMPACT TRACK LOADERS



SMALL ARTICULATED LOADERS




COMPACT WHEEL LOADERS



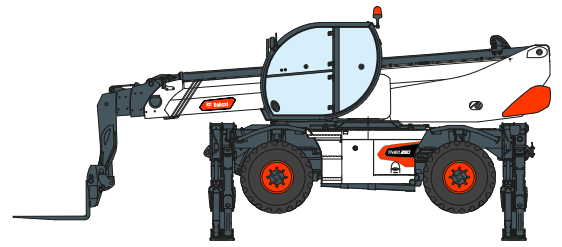
COMPACT EXCAVATORS



BACKHOE LOADERS



TELEHANDLERS



ROTARY TELESCOPIC HANDLERS



**Bobcat**®



**Bobcat is a Doosan Company.**  
Doosan is a global leader in construction equipment, power & water solutions, engines, and engineering proudly serving customers and communities for more than a century. | Bobcat and the Bobcat logo are registered trademarks of Bobcat Company in the United States and various other countries. ©2020 Bobcat Company. All Rights Reserved.

Certain specifications are based on engineering calculations and are not actual measurements. Specifications are provided for comparison purposes only and are subject to change without notice. Specifications for your individual Bobcat equipment will vary based on normal variations in design, manufacturing, operating conditions, and other factors. Pictures of Bobcat units may show other than standard equipment.



# GET **A QUOTE**

Simply click **the button** or scan **the QR code** below to access our quote request form.

We will contact you as soon as possible.  
Thank you!



**REQUEST QUOTE** >